

HARE & FORBES MACHINERYHOUSE

Setting the standard for quality & value



2013
2nd Edition



A family
owned
Australian
business

Established 1930

www.machineryhouse.com.au

HARE & FORBES MACHINERYHOUSE

"When you purchase a machine from Hare & Forbes Machineryhouse its not just a sale it's a partnership"

*"Customer service is a term we take seriously.
We have a good team trained ready to assist you with any inquiry you may have"*



Service

One of the strong points of a partnership with Hare & Forbes Machineryhouse is the knowledge that the business has been built on a reputation of Service. Hare & Forbes Machineryhouse has established a reputation over 83 years and is now the leader in CNC, conventional machine tools & workshop equipment in Australia.

Stock

To maintain leadership in the Australian market, our dedicated purchasing department are committed to sourcing new innovative products & agencies from the worlds leading manufacturers, ensuring that our valued customers receive high quality products at affordable prices.

Quality Control

Trained technical staff thoroughly check every shipment to ensure quality and reliability. With a fully equipped workshop available for modifications and pre-delivery testing.

Training


Our specialist applications & training teams offer complete operator training programmes as a part of a machine sale or to suit specific customer requirements. A full range of training programmes are available starting with the basic introduction course running up to a more advanced course.

Parts

We carry one of the largest stock of spare parts for our Hafco machinery in the country. We have a dedicated service team whose sole job is to assist you with your spare parts needs for now and in the future.

Tribute 1920-2012

Hare & Forbes 2nd generation era has passed on



Thomas "Tom" HARE 1920-2012

Thomas 'Tom' Hare, son of the co-founder John Edward Hare, sadly passed away on 3rd May 2012, aged 92 years.

The 1st generation was a partnership between John Edward Hare and Henry Forbes who started trading in general engineering equipment in Redfern NSW 1930. John's son Tom Hare, the 2nd generation carried on the business after World War II and purchased a large block of land at 180 George Street Parramatta where he could expand the business. Tom's 4 sons, the 3rd generation, introduced new machinery to the business, set-up branches in Brisbane and Melbourne and later renamed the company Hare and Forbes Machineryhouse. Now 8 family members of the 4th Generation has emerged, growing the product range, embracing technology and adding branches in Perth and New Zealand to become the largest workshop machinery providers in Australia.

Since the company's humble beginnings in 1930, Hare family members are still an integral part of running the business and continue to stay true to the founding principles today and into the future.



Redfern, 1930

4-13



CNC MACHINERY

14-20




DRILLS

21-33



MILLS

34-50



LATHES

51-83



TOOLS & MACHINE ACCESSORIES

84-94



MEASURING EQUIPMENT

95-114



METAL CUTTING SAWS

115-153



SHEET METAL FABRICATION

154-160



GRINDING LINISHING

161-165



COMPRESSORS & ACCESSORIES

166-169



PRESSES

170-179



WORKSHOP EQUIPMENT / LIFTING

180-189



STORAGE SYSTEMS

190-193



WELDING EQUIPMENT

194-225



WOOD MACHINERY & ACCESSORIES

Can't find what your looking for?
Visit **www.machineryhouse.com.au**
for the most up-to-date information, products and prices





Doosan Infracore Machine Tools

Doosan Infracore Machine Tools forms part of the massive South Korean Doosan Corporation which encompasses many facets of business both locally in Korea and around the world including Finance, Industrial, Infrastructure, Media, Real Estate, Fast Food Restaurants and more.

Well known Doosan owned brands include Bobcat, Doosan Moxy, Ingersoll Rand, Montabert, Tramac and Geith. While Doosan's own branded products include Machine Tools, Forklifts, Earth Moving Equipment, Diesel Engines and Defence Equipment to name a few.

Doosan Infracore Machine Tools Division currently produce over 12500 CNC machines per annum for a world wide market, placing them amongst the Top Five CNC manufacturers in the world. They have achieved this through the implementation of worlds best practice in production methods, research and development and after sales support.

Hare and Forbes' long term partnership with Doosan Infracore Machine Tools (formerly Daewoo Heavy Industries Machine Tools) commenced in Australia in the 1980's.

Global Leader Doosan



Heavy Equipment

Compact Equipment



Engines & Materials



Articulated Dump Truck



Machine Tools



Forklifts

Wheel Loaders



Parts Center



Machine Tools

World Standard Machine Tools, Machine Tools & F/A



Bobcat



TRAMAC



LYNX 220/300 COMPACT

Turning Centres

LYNX 220 SERIES

SWING	(mm)	510
TURNING Ø	(mm)	250-320
TURNING LENGTH	(mm)	290-525
CHUCK Ø	(mm)	170-210
BAR CAPACITY	(mm)	45-65
TOOL STATIONS		12 or 24
SPINDLE SPEED	(rpm)	4000-6000
SPINDLE MOTOR	(Kw)	15
OPT. MILLING SPEED	(rpm)	6000
OPT. MILLING COLLETS		ER16
OPT. SUB CHUCK Ø	(mm)	135




Optional Sub Spindle

LYNX 300 SERIES

SWING	(mm)	651
TURNING Ø	(mm)	370-450
TURNING LENGTH	(mm)	712-765
CHUCK Ø	(mm)	255
BAR CAPACITY	(mm)	76
TOOL STATIONS		12
SPINDLE SPEED	(rpm)	3500
SPINDLE MOTOR	(Kw)	15
OPT. MILLING SPEED	(rpm)	5000
OPT. MILLING COLLETS		ER25



0.001" C-Axis



12-Station turrets providing up to 24 tool positions by using double tool holders and 15° tool indexing



PUMA 2100/2600/3100 HIGH PERFORMANCE

Turning Centres

PUMA 2100 SERIES

SWING	(mm)	780
TURNING Ø	(mm)	406-490
TURNING LENGTH	(mm)	520-760
CHUCK Ø	(mm)	210
BAR CAPACITY	(mm)	65
TOOL STATIONS		12 or 24
SPINDLE SPEED	(rpm)	4500
SPINDLE MOTOR	(Kw)	18.5
OPT. MILLING SPEED	(rpm)	5000
OPT. MILLING COLLETS		ER25
OPT. SUB CHUCK Ø	(mm)	175
OPT. Y AXIS TRAVEL	(mm)	105 (±52.5)



PUMA 2600 SERIES

SWING	(mm)	780
TURNING Ø	(mm)	376-480
TURNING LENGTH	(mm)	760-1280
CHUCK Ø	(mm)	255
BAR CAPACITY	(mm)	76
TOOL STATIONS		12 or 24
SPINDLE SPEED	(rpm)	3500
SPINDLE MOTOR	(Kw)	22
OPT. MILLING SPEED	(rpm)	5000
OPT. MILLING COLLETS		ER32
OPT. SUB CHUCK Ø	(mm)	175
OPT. Y AXIS TRAVEL	(mm)	105 (±52.5)



PUMA 3100 SERIES

SWING	(mm)	850
TURNING Ø	(mm)	420-525
TURNING LENGTH	(mm)	760-3125
CHUCK Ø	(mm)	305
BAR CAPACITY	(mm)	102
TOOL STATIONS		12
SPINDLE SPEED	(rpm)	2800
SPINDLE MOTOR	(Kw)	22
OPT. MILLING SPEED	(rpm)	5000
OPT. MILLING COLLETS		ER32
OPT. Y AXIS TRAVEL	(mm)	130 (±65)

PUMA 400/480 LARGE CAPACITY


Turning Centres

PUMA 400 SERIES

SWING	(mm)	770
TURNING Ø	(mm)	550-560
TURNING LENGTH	(mm)	959-3150
CHUCK Ø	(mm)	305-530
BAR CAPACITY	(mm)	90-185.5
TOOL STATIONS		10 or 12
SPINDLE SPEED	(rpm)	1500-3000
SPINDLE MOTOR	(Kw)	22-37
GEARBOX RANGES		2
OPT. MILLING SPEED	(rpm)	3000
OPT. MILLING COLLETS		ER40



Gearbox Driven Spindle



Deep Boring Option



Big Bore & Chuck Options

PUMA 480 SERIES

SWING	(mm)	900
TURNING Ø	(mm)	650
TURNING LENGTH	(mm)	951-3065
CHUCK Ø	(mm)	530
BAR CAPACITY	(mm)	185.5
TOOL STATIONS		10 or 12
SPINDLE SPEED	(rpm)	1500
SPINDLE MOTOR	(Kw)	45
GEARBOX RANGES		2
OPT. MILLING SPEED	(rpm)	3000
OPT. MILLING COLLETS		ER40



PUMA 600/700/800 EXTRA LARGE CAPACITY

Turning Centres

PUMA 600/700/800 SERIES


SWING	(mm)	1030
TURNING Ø	(mm)	900
TURNING LENGTH	(mm)	1600-3200
CHUCK Ø	(mm)	450-800
BAR CAPACITY	(mm)	117-325
TOOL STATIONS		10 or 12
SPINDLE SPEED	(rpm)	750-1800
SPINDLE MOTOR	(Kw)	45
GEARBOX RANGES		2
OPT. MILLING SPEED	(rpm)	3000
OPT. MILLING COLLETS		ER50



Heavy Duty Gearbox



200mm Y-Axis Travel



PUMA 600/700/800 XL SERIES

SWING	(mm)	1140
TURNING Ø	(mm)	900 (750 Y)
TURNING LENGTH	(mm)	5050
CHUCK Ø	(mm)	450-800
BAR CAPACITY	(mm)	117-320
TOOL STATIONS		12
SPINDLE SPEED	(rpm)	750-1800
SPINDLE MOTOR	(Kw)	45
OPT. MILLING SPEED	(rpm)	3000
OPT. MILLING COLLETS		ER50
OPT. Y AXIS TRAVEL	(mm)	200 (±100)



PUMA VT/VTS VERTICAL

Turning Centres



PUMA VT TURRET SERIES

SWING	(mm)	500-1270
TURNING Ø	(mm)	450-1100
TURNING HEIGHT	(mm)	450-1000
CHUCK Ø	(mm)	305-1270
SPINDLE CAPACITY	(kg)	300-3000
TOOL STATIONS		12
SPINDLE SPEED	(rpm)	850-2500
SPINDLE MOTOR	(Kw)	22-60
OPT. MILLING SPEED	(rpm)	4000-3000
OPT. MILLING COLLETS		ER32-50

PUMA VTS RAM SERIES

SWING	(mm)	1400-2000
TURNING Ø	(mm)	1350-2000
TURNING HEIGHT	(mm)	814-1556
TABLE Ø	(mm)	1000-1600
SPINDLE CAPACITY	(kg)	4000-10000
SPINDLE SPEED	(rpm)	250-630
SPINDLE MOTOR	(Kw)	45-60
OPT. MILLING SPEED	(rpm)	3000
OPT. MILLING POWER	(Kw)	18.5
OPT. MILLING SPINDLE		BT50
AUTO TOOL CHANGE		15/18 TOOLS



FANUC


eZ Guide *i*

eZ Guide *i* conversational programming,
One simple, yet powerful interface for programming,
setup, operation and program checking.

- 3D animated simulation for program checking
- Comprehensive library of cycles
- One single screen provides handy operation guidance for programming through to machine operation




PUMA TT/TL & MX MULTI AXIS

Turning Centres

PUMA TT/TL MULTI TURRET

SWING	(mm)	230-800
TURNING Ø	(mm)	230-390
TURNING LENGTH	(mm)	240-1000
CHUCK Ø	(mm)	170-305
BAR CAPACITY	(mm)	51-76
TOOL STATIONS		24+24/12+12/12+8
SPINDLE SPEED	(rpm)	6000-3500
SPINDLE MOTOR	(Kw)	15-26
MILLING SPEED	(rpm)	5000-4000
MILLING COLLETS		ER25-ER32
OPT. SUB CHUCK Ø	(mm)	170-255
OPT. Y AXIS TRAVEL	(mm)	100 (±50)/120 (±50)



PUMA MX MULTI TASKING

MACHINING Ø	(mm)	540-760
MACHINING LENGTH	(mm)	1020-1540
CHUCK Ø	(mm)	170-305
BAR CAPACITY	(mm)	51-102
B AXIS TRAVEL	(deg.)	240 (±120)
Y AXIS TRAVEL	(deg.)	170 (±85)/230 (±115)
SPINDLE SPEED	(rpm)	6000-3000
SPINDLE MOTOR	(Kw)	15-30
MILLING SPEED	(rpm)	12000
MILLING MOTOR	(Kw)	18.5-22
SPINDLE TAPER		CAPTO
AUTO TOOL CHANGE		40+ TOOLS
SUB CHUCK Ø	(mm)	170-255
SUB SPINDLE SPEED	(rpm)	6000-3000
SUB SPINDLE MOTOR	(Kw)	18.5-22
LWR TOOL STATIONS		12
LWR MILLING SPEED	(rpm)	5000-4000
LWR MILLING COLLETS		ER25-ER32

PUMA ST20/32G SWISS TYPE

Turning Centres



PUMA ST20G/ST32G

MACHINING Ø	(mm)	20/32
MACHINING LENGTH	(mm)	210/320
MOUNTABLE TOOLS		24 (OPT. 30)
MAIN SPINDLE SPEED	(rpm)	10000/8000
SUB SPINDLE SPEED	(rpm)	8000
CROSS TOOL SPEED	(rpm)	8000/6000
AXIS INDEX (C1 & C2)	(deg.)	0.001
CHUCK MAIN & SUB		TF25/TF37
MAIN SPINDLE MOTOR	(Kw)	3.7/7.5
SUB SPINDLE MOTOR	(Kw)	2.2/3.7



BIG BORE ENC LATHE

Jesco Machinery Ltd is a well established & reputable machine tool manufacturer specialising in High Precision Centre Lathes & Flat Bed CNC Lathes. Based on 30 years experience of constant improvement & development Jesco now produce over 70 machines per month from their 30,000 sq ft factory staffed by 50+ Employees. Hare & Forbes Machinery House has a long history with Jesco having been their sole representative in Australia for over 20 years.



JESCO MACHINERY LTD.



JAGUAR CNC LATHES

SWING OVER BED	(mm)	350-1000
SWING OVER CROSS SLIDE	(mm)	240-710
DISTANCE BETWEEN CENTRES	(mm)	1000-4000
SPINDLE BORE	(mm)	54-390
TOOL STATIONS		4-12
SPINDLE MOTOR	(Kw)	11-30



Gearbox



Large Spindle Bore



Optional - Fanuc OTC Controller



Optional - Rear Chuck Adaptor



DNM/MYNX HIGH PERFORMANCE

Vertical Machining Centre


MYNX VERTICAL SERIES

X AXIS TRAVEL (mm)	1020-1525
Y AXIS TRAVEL (mm)	540-762
Z AXIS TRAVEL (mm)	530-825
TABLE SIZE X (mm)	1200-1600
TABLE SIZE Y (mm)	540-750
GUIDE WAYS	BOX WAY
SPINDLE RPM	6000-12000
SPINDLE POWER (kW)	15-22
SPINDLE DRIVE	PULLEY or GEARBOX
SPINDLE TAPER	BT40/50
AUTO TOOL CHANGE	24/30 TOOLS




Super Heavy Duty Castings

Dual contact (BIG PLUS) Std.



The Big Plus system provides simultaneous dual tool-holder contact at the tapered side and the nose face of the spindle.



High Speed Arm Type ATC

DNM VERTICAL SERIES

X AXIS TRAVEL (mm)	762-2160
Y AXIS TRAVEL (mm)	435-762
Z AXIS TRAVEL (mm)	510-650
TABLE SIZE X (mm)	920-2160
TABLE SIZE Y (mm)	435-760
GUIDE WAYS	LMG
SPINDLE RPM	8000-12000
SPINDLE POWER (kW)	15-18.5
SPINDLE TAPER	BT40
AUTO TOOL CHANGE	30+ TOOLS



HP/HC HIGH PERFORMANCE & HM HEAVY DUTY

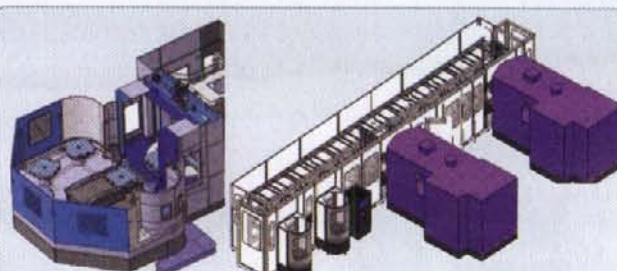
Horizontal Machining Centres

HC & HP HORIZONTAL SERIES

X AXIS TRAVEL (mm)	600-1000
Y AXIS TRAVEL (mm)	500-850
Z AXIS TRAVEL (mm)	565-850
PALLET SIZE (mm)	400-630
NUMBER OF PALLETS	2
GUIDE WAYS	LMG
SPINDLE RPM	6000-20000
SPINDLE POWER (kW)	18.5-30
SPINDLE TAPER	BT40/50
AUTO TOOL CHANGE	40+ TOOLS



0.001" B-Axis Option




Rotary & Linear Pallet System Available

HM HORIZONTAL SERIES

X AXIS TRAVEL (mm)	800-2100
Y AXIS TRAVEL (mm)	650-1500
Z AXIS TRAVEL (mm)	650-1500
PALLET SIZE (mm)	500-1250
NUMBER OF PALLETS	2
GUIDE WAYS	BOX WAY
SPINDLE RPM	8000
SPINDLE POWER (kW)	15-22
SPINDLE TAPER	BT50
AUTO TOOL CHANGE	40+ TOOLS

DNM/VC 5 AXIS

Vertical Machining Centres



Dual Pallet Option




DNM350/VC630 5 AXIS

X AXIS TRAVEL (mm)	400/650
Y AXIS TRAVEL (mm)	655/765
Z AXIS TRAVEL (mm)	500/520
TABLE SIZE (mm)	3200/6300
MAX WORKPIECE Ø x HT (mm)	400x335/730x500
GUIDE WAYS	LMG
SPINDLE RPM	12000-20000
SPINDLE POWER (kW)	15-32
SPINDLE TAPER	BT40
AUTO TOOL CHANGE	30/40+ TOOLS
5 AXIS SIMULTANEOUS	OPT/STD

DBC HORIZONTAL BORER

DBC HORIZONTAL BORER

X AXIS TRAVEL (mm)	2000-4000
Y AXIS TRAVEL (mm)	1500-2300
Z AXIS TRAVEL (mm)	1200-2000
W AXIS TRAVEL (mm)	500-700
B AXIS RESOLUTION (deg.)	0.001
QUILL Ø (mm)	110-130
TABLE SIZE (mm)	1400x1600-1600x3000
TABLE CAPACITY (kg)	7000-20000
GUIDE WAYS	BOX WAYS
SPINDLE RPM	2500-4000
SPINDLE POWER (kW)	26
SPINDLE TAPER	BT50
AUTO TOOL CHANGE	40+ TOOLS



Guarding Options



Hartford

innovation

The High Quality Hartford range of CNC machining centres is manufactured by She-Hong Industrial Co. Ltd of Taiwan.

With over 45 years experience in the research, development and manufacture of precision machine tools, Hartford is a dedicated specialist producer of CNC machining centres. Producing only CNC machining centres allows all of Hartford's substantial research and development budget to be channelled into the one type of product.

Hartford is the largest single machining centre manufacturer in Taiwan and is rated as a world-class machine tool builder. Unlike many of their Taiwanese competitors who are merely machine assemblers Hartford produce over 90% of their machine components and carry out all of their assembly in house. The results of this can be seen in the quality, consistency and performance of their machines.

In recent years the above facts combined with Hare and Forbes CNC Division's commitment to the product has resulted in Hartford being the best selling Taiwanese built machining centre in Australia.



Hartford LG HIGH SPEED SERIES


Vertical Machining Centres

LG SERIES

X AXIS TRAVEL	(mm)	520-1300
Y AXIS TRAVEL	(mm)	420-700
Z AXIS TRAVEL	(mm)	450-650
TABLE SIZE X	(mm)	620-1400
TABLE SIZE Y	(mm)	420-650
GUIDE WAYS		LMG
SPINDLE RPM		8000-12000
SPINDLE POWER	(kW)	11
SPINDLE TAPER		BT40
AUTO TOOL CHANGE		24 TOOLS



Arm Type ATC



Fully Supported Carriage



FANUC



Conversational Programming

- Easy workpiece calibration
- Tooling register
- Tool load monitoring
- Special canned cycles
- Hartrol combined with manual guide



Hartford
innovation

PRO & OMNIS HEAVY DUTY SERIES

Vertical Machining Centres



POWER CENTRE SERIES

X AXIS TRAVEL (mm)	1000-1270
Y AXIS TRAVEL (mm)	600-635
Z AXIS TRAVEL (mm)	630-635
TABLE SIZE X (mm)	1150-1370
TABLE SIZE Y (mm)	600
GUIDE WAYS	BOX WAY
SPINDLE RPM	6000-12000
SPINDLE POWER (kW)	11
SPINDLE DRIVE	PULLEY or GEARBOX
SPINDLE TAPER	BT40
AUTO TOOL CHANGE	24 TOOLS



Heavy Duty Wide Span Boxways


Hartford
innovation

TORNADO SUPER HEAVY DUTY SERIES

Vertical Machining Centres

SUMO / TORNADO SERIES

X AXIS TRAVEL (mm)	1100-4100
Y AXIS TRAVEL (mm)	610-1016
Z AXIS TRAVEL (mm)	610-1070
TABLE SIZE X (mm)	1270-4200
TABLE SIZE Y (mm)	610-1050
GUIDE WAYS	BOX WAY
SPINDLE RPM	4000-10000
SPINDLE POWER (kW)	15-26
SPINDLE DRIVE	PULLEY or GEARBOX
SPINDLE TAPER	BT50
AUTO TOOL CHANGE	24+ TOOLS



4 Boxway Super Heavy Duty Design



Huge Table Load Capacities



Hi Torque Gear Head Options

Hartford PBM HORIZONTAL BORER

PBM HORIZONTAL BORER


X AXIS TRAVEL (mm)	2000-4000
Y AXIS TRAVEL (mm)	1800-2000
Z AXIS TRAVEL (mm)	1500
W AXIS TRAVEL (mm)	500-700
B AXIS RESOLUTION (deg.)	0.001
QUILL Ø (mm)	115-130
B AXIS RESOLUTION (deg.)	0.001
TABLE SIZE (mm)	1400x1600-1800x1800
TABLE CAPACITY (kg)	7000-12000
GUIDE WAYS	BOX WAYS
SPINDLE RPM	2500-3000
SPINDLE POWER (kW)	18-37
SPINDLE DRIVE	GEARBOX
SPINDLE TAPER	BT50
AUTO TOOL CHANGE	40+ TOOLS



Hartford SWORD DUAL COLUMN SERIES

DUAL COLUMN SERIES

X AXIS TRAVEL (mm)	2060-10060
Y AXIS TRAVEL (mm)	1560-4500
Z AXIS TRAVEL (mm)	780-1200
W AXIS TRAVEL OPT. (mm)	1100
TABLE SIZE X (mm)	2000-10000
TABLE SIZE Y (mm)	1400-3800
GUIDE WAYS	BOX WAY
SPINDLE RPM	4000-10000
SPINDLE POWER (kW)	18.5-37
SPINDLE DRIVE	PULLEY or GEARBOX
SPINDLE TAPER	BT50
AUTO TOOL CHANGE	32+ TOOLS



CNC PLASMA CUTTING SYSTEMS

- European quality and reliability
- Models to suit duct working right through to large plate processing
- Hi speed and Hi accuracy rigid table construction
- Plasma and oxy fuel multi torch options
- Patented crash protection on torches®
- Automatic torch height control options
- Sectional cutting tables with automatic fume extraction system
- Windows® based CNC control with AC servo motors and drives
- Hypertherm (USA) standard and high definition plasma sources
- Hypertherm True Hole™ Technology capable
- Automatic nesting software

Rotary Cutting Option



Bevel Cutting Option



Drilling & Tapping Option



OPTI^{turn} CNC LATHE

Specifications

- 300mm swing over bed
- 190mm swing over carriage
- 630mm between centres
- 38mm spindle bore
- 150mm 3-jaw chuck
- D1-4 spindle nose
- 80-3000 RPM spindle speed
- 3MT tailstock



OPTIMUM[®]


OPTI^{mill} CNC MILL

Specifications

- 400, 250, 400mm, X, Y, Z travels
- 800 x 260mm table size
- 150kg table load
- 75-475mm spindle nose to table
- 10m/min rapid traverse
- 50-9000 RPM spindle speed
- Servo spindle
- BT30 spindle taper



SIEMENS 808D CNC control



Included

- SIEMENS 808D CNC control
- 6 station auto turret
- 2-Axis servo motor control

- Constant surface speed
- Flood Coolant
- Full enclosure

Optional

- Delivery and Installation
- Training packages in Hare & Forbes Tech Centre
- 4-jaw chucks & tooling

Included

- SIEMENS 808D CNC control
- 10 tool automatic tool change
- 3-Axis linear guideways

- 3-Axis servo motor control
- Flood coolant
- Full enclosure

Optional

- Delivery and Installation
- Training packages in Hare & Forbes Tech Centre
- BT30 tooling, vices, clamp kits etc

Belt Drive Drilling Machines



SBD-20B Bench
\$290 ex GST
\$319 inc GST (D138)

SPD-20B Pedestal
\$320 ex GST
\$352 inc GST (D140)



SBD-25A Bench
\$350 ex GST
\$385 inc GST (D144)

SPD-25A Pedestal
\$390 ex GST
\$429 inc GST (D147)



PD-22 Pedestal
\$490 ex GST
\$539 inc GST (D148)

SBD, SPD Series & PD-22

- Safety chuck guard with flip up screen
- Rack & pinion table with locking lever
- Thick walled column ensuring greater rigidity
- Robust one-piece cast iron drilling handle
- Table tilts left & right to 45° & rotates 360°
- Drilling depth stop setting with scale
- Quick action V-belt tensioning lever
- Safety micro-switch on pulley guard
- Fan-cooled Aluminium 240V motor
- Safety magnetic-type switch



Tilting & Rotating Table



Micro Switch on Guard



H/D Drill Depth Stop

Includes:

Drill Chuck & Arbor ✓ Chuck Key ✓ Drill Drift Tool ✓

Optional Accessories:



p78



p52



p67



p221



p15

MODEL		SBD-20B	SPD-20B	SBD-25A	SPD-25A	PD-22
ORDER CODE		D138	D140	D144	D147	D148
Bench / Pedestal	Type	Bench	Pedestal	Bench	Pedestal	Pedestal
Duty	Type	Medium	Medium	Heavy	Heavy	Heavy
Drill Capacity	mm	16	16	20	20	28
Spindle Taper	MT	2	2	2	2	3
Spindle Travel	mm	80	80	80	80	80
Throat Depth	mm	170	170	195	195	215
Quill Diameter	mm	40	40	47	47	47
Collar Diameter	mm	55	55	60	60	60
Column Diameter	mm	70	70	80	80	80
Spindle to Table Max.	mm	455	800	455	800	730
Spindle to Base Max.	mm	700	1265	700	1265	1220
Table Type	○ / □	○	○	○	○	□
Table Size	mm	300	300	300	300	360 x 360
Work Light	- / ✓	-	-	✓	✓	✓
Belt Guard - Micro	- / ✓	✓	✓	✓	✓	✓
Drive Belt Type	Section	M	M	A	A	A
Spindle Speed Steps	No.	16	16	16	16	16
Spindle Speed Range	rpm	220-3480	220-3480	195-3645	195-3645	160-3000
Motor Power	hp / V	1 / 240	1 / 240	1 / 240	1 / 240	1 / 240
Shipping Dim. (LxWxH)	cm	29x49x89	25x50x140	29x49x89	26x50x140	26x52x140
Weight	kg	50	56	56	72	78
PRICE	ex GST	\$290	\$320	\$350	\$390	\$490
PRICE	inc GST	\$319	\$352	\$385	\$429	\$539

Belt Drive Drilling Machines

PD-26, PD-35, PD-35B

- Quiet V-belt drive system with 3MT spindle
- Quick action V-belt tensioning lever
- Adjustable safety drilling chuck guard
- Safety magnetic-type switch
- Rack & pinion table height adjustment with locking lever
- Thick walled column ensuring greater rigidity
- Table tilts left & right to 45°
- Drilling depth stop setting with scale
- Safety cut out switch on pulley guard
- Double locking table tilts left & right to 45° & rotates 360° (PD-35/B)
- Heavy duty chuck guard with micro cut out (PD-35/B)
- Fan-cooled motor



PD-35 Pedestal 240V
\$1,250 ex GST
\$1,375 inc GST (D162)

PD-35B Pedestal 415V
\$1,350 ex GST
\$1,485 inc GST (D161)

PD-26 Pedestal
\$720 ex GST
\$792 inc GST (D152)



Heavy Duty Cast Iron Handle
PD-26



Large Cast Iron Tilting Table
PD-26



Safety Magnetic-Type Switch,
& Work Light Switch. PD-26

Made in
TAIWAN



Magnetic Switch & Emergency
Stop PD-35, PD-35B



Micro-Switch on Pulley Guard
PD-35, PD-35B



Chuck Guard with Micro
PD-35, PD-35B



Tilting Cast Iron Table
PD-35, PD-35B

Optional Accessories:

Drill Press - Roller Support

- Adjustable clamp to suit Ø60-100mm drilling machine columns
- 2 x 450mm wide rollers which are height adjustable
- Adjustable width between support rollers 600-900mm

CODE ex GST inc GST
W3425 **\$55** **\$60.50**

NOTE: Drill not included



p78



p52



p53



p54



p67



p67

Includes:

Drill Chuck & Arbor ✓ Chuck Key ✓ Drill Drift Tool ✓

MODEL		PD-26	PD-35	PD-35B
ORDER CODE		D152	D162	D161
Duty	Type	Heavy	Industrial	Industrial
Drill Capacity	mm	31.5	31.5	31.5
Spindle Taper	MT	3	3	3
Spindle Travel	mm	120	125	125
Throat Depth	mm	260	225	225
Quill Diameter	mm	62	72	72
Collar Diameter	mm	75	92	92
Column Diameter	mm	92	92	92
Spindle to Table Max.	mm	705	730	730
Spindle to Base Max.	mm	1190	1175	1175
Table Type	○ / □	□	□	□
Table Size	mm	475 x 430	350 x 350	350 x 350
Work Light	~ / ✓	✓	~	~
Belt Guard - Micro	~ / ✓	✓	✓	✓
Drive Belt Type	Section	A	B	B
Spindle Speed Steps	No.	12	9	18
Spindle Speed Range	rpm	110-2880	180-1680	90-1680
Motor Power	hp / V	1.5 / 240	1 / 240	1 / 415
Shipping Dim. (LxWxH)	cm	65x65x115	61x82x136	61x82x136
Weight	kg	135	150	150
PRICE	ex GST	\$720	\$1,250	\$1,350
PRICE	inc GST	\$792	\$1,375	\$1,485

Geared Head Drilling-Milling Machines

DMF-42

- Thread tapping with auto reverse (D181 only)
- Micro down feed adjustment
- Tilting / swivel head $\pm 90^\circ$
- Rack & pinion table & drill head
- Adjustable & accurate depth stop
- Swivel safety drilling chuck guard
- Forward/reverse & safety stop switches
- 12 drilling speeds 75-3200rpm, 415V motor (D181)
- 6 drilling speeds 75-1600rpm, 240V motor (D181A)
- Includes drawbar for milling

DMF-42 415V or 240V
\$2,290 ex GST (D181)
\$2,519 inc GST (D181A)

**MILLING
TABLE**



Includes:

Drill Chuck ✓ Safety Chuck Guard ✓
 Draw Bar ✓ Drill Drift Tool ✓

Optional Accessories:



MODEL		DMF-42	DMF-42
ORDER CODE		D181	D181A
Tapping Function	- / ✓	✓	~
Face Milling Capacity (Ø)	mm	80	80
Drilling Capacity (Ø)	mm	31.5	31.5
Work Table Area (LxW)	mm	585 x 190	585 x 190
Spindle Taper	MT	3	3
Longitudinal Travel (X-Axis)	mm	370	370
Cross Travel (Y-Axis)	mm	200	200
Spindle to Work Table Max.	mm	780	780
Spindle to Base Max.	mm	1200	1200
Spindle Travel	mm	120	120
Throat Depth Max.	mm	250	250
Swivel Head (Left - Right)	deg	$\pm 90^\circ$	$\pm 90^\circ$
T-Slot Size	mm	14	14
Work Table Capacity	kg	55	55
Spindle Speed Steps	No.	12	6
Spindle Speed Range	rpm	95-3200	95-1600
Motor Power	kW/hp	1.1 / 1.5	1.1 / 1.5
Motor Voltage	V	415	240
Shipping Dim. (LxWxH)	cm	90x80x200	90x80x200
Weight	kg	350	350
PRICE	ex GST	\$2,290	\$2,290
PRICE	inc GST	\$2,519	\$2,519

Geared Head Drilling Machine

GHD-22

- 31.5mm drill capacity with 120mm spindle travel
- 8 drilling speeds (105 - 2900rpm)
- High/low with forward & reverse switch
- Helical cut gears for quiet & smooth operation
- Thick walled column ensuring greater rigidity
- Rack and pinion wind-up drill head & work table
- T-slotted work table rotates 360°
- Drilling depth stop setting with scale
- Swivel safety drilling chuck guard
- Drill ejector lever

GHD-22
\$1,850 ex GST
\$2,035 inc GST (D170)



Includes:

Drill Chuck & Arbor ✓ Chuck Key ✓ Drill Drift Tool ✓ Safety Chuck Guard ✓

Optional Accessories:



MODEL		GHD-22
ORDER CODE		D170
Duty	Type	Industrial
Drill Capacity	mm	31.5
Tapping Capacity	metric	~
Spindle Taper	MT	3
Spindle Travel	mm	120
Throat Depth	mm	255
Quill Diameter	mm	55
Column Diameter	mm	100
Spindle to Table Max.	mm	830
Spindle to Base Max.	mm	1240
Table Type	○ / □	□
Table Size	mm	350 x 500
T-Slot Size	mm	14
Auto Quill Feed	mm/rev	~
Coolant System	- / ✓	~
Spindle Steps	No.	8
Spindle Speeds	rpm	105-2900
Motor Power	kW / hp	0.90 / 1.2
Motor Voltage	V / Amp	415
Shipping Dim. (LxWxH)	cm	62 x 75 x 182
Weight	kg	220
PRICE	ex GST	\$1,850
PRICE	inc GST	\$2,035

Geared Head Drilling Machines

GHD-30V

- 31.5mm drill capacity with 125mm spindle travel
- Geared head drilling machine with low, medium, & high selector
- Variable speed from 50-2850rpm with digital display
- Automatic start drill function for repetition work
- Automatic Power Feed with range of (0.06, 0.09, 0.12mm/rev)
- Thread tapping with auto reverse
- Digital readout depth gauge mounted on front panel
- Adjustable accurate depth setting for increased productivity
- Swivel safety chuck guard


GHD-30V
\$2,750 ex GST
\$3,025 inc GST (D176)

GHD-32


- 4MT geared head machine
- Automatic feed range (0.1, 0.18, 0.26mm/rev)
- Thread tapping with auto reverse
- Micro down feed adjustment
- Tilting / swivel head $\pm 90^\circ$
- Rack & pinion table & drill head
- Adjustable & accurate depth stop
- Forward/reverse & safety stop switches
- Swivel safety drilling chuck guard
- Swivel work table rotates 360°
- 12 drilling speeds 95-3200rpm, 415V motor (D177)
- 6 drilling speeds 95-1600rpm, 240V motor (D177A)
- Includes coolant pump system, drawbar & drill chuck

TAPPING
FUNCTION


GHD-32 415V or 240V
\$2,390 ex GST
\$2,629 inc GST (D177)
\$2,629 inc GST (D177A)



Automatic Quill Feed
 GHD-32



Swivel Head
 GHD-32



MODEL		GHD-30V	GHD-32	GHD-32
ORDER CODE		D176	D177	D177A
Duty	Type	Industrial	Industrial	Industrial
Drill Capacity	mm	31.5	40	40
Tapping Capacity	metric	M20	M16	M16
Spindle Taper	MT	3	4	4
Spindle Travel	mm	125	120	120
Throat Depth	mm	285	273	273
Quill Diameter	mm	62	75	75
Column Diameter	mm	115	115	115
Spindle to Table Max.	mm	790	720	720
Spindle to Base Max.	mm	1270	1175	1175
Table Type	○ / □	□	□	□
Table Size	mm	426 x 400	490 x 480	490 x 460
T-Slot Size	mm	14	14	14
Auto Quill Feed	mm/rev	0.06, 0.09, 0.12	0.1, 0.18, 0.26	0.1, 0.18, 0.26
Coolant System	- / ✓	✓	✓	✓
Spindle Steps	No.	3 (Variable)	12	6
Spindle Speeds	rpm	50-2850	95-3200	95-1600
Motor Power	kW / hp	2.2 / 3	1.5 / 2	1.5 / 2
Motor Voltage	V / Amp	240 / 15	415	240 / 10
Shipping Dim. (LxWxH)	cm	86 x 60 x 210	73 x 76 x 185	73 x 76 x 185
Weight	kg	368	320	320
PRICE	ex GST	\$2,750	\$2,390	\$2,390
PRICE	inc GST	\$3,025	\$2,629	\$2,629

Includes:

Drill Chuck & Arbor ✓ Chuck Key ✓ Drill Drift Tool ✓ Safety Chuck Guard ✓

Optional Accessories:



Geared Head Drilling Machines

GHD-38B

- 40mm drill capacity
- 180mm spindle travel
- 4MT geared head drilling machine
- 18 drilling speeds (50-1450rpm)
- Automatic feed range (0.1, 0.2mm/rev)
- Thread tapping with auto reverse
- Rack and pinion wind-up table
- Chuck guard with micro-switch
- Square work table tilts to $\pm 45^\circ$ and rotates 360°


GHD-38B
\$3,150 ex GST
\$3,465 inc GST (D1325)



GHD-50

- 50mm drill capacity
- 240mm spindle travel
- 4MT geared head drilling machine
- 12 drilling speeds (52-1400rpm)
- Motorised rise & fall work table
- Automatic feed range (0.1, 0.2, 0.3, 0.4mm/rev)
- Thread tapping with auto reverse
- Digital readout depth gauge
- Digital spindle speed readout
- Chuck guard with micro-switch
- Electromechanical feed clutch
- Spindle incorporates automatic spindle brake
- Work table tilts to $\pm 45^\circ$ & rotates 360°

GHD-50
\$5,500 ex GST
\$6,050 inc GST (D178)



Digital Height Gauge
GHD-50



Motorised Table
GHD-50

Includes:

Drill Chuck & Arbor ✓ Tapping Function ✓ Safety Chuck Guard ✓ Work Light ✓

Optional Accessories:



MODEL		GHD-38B	GHD-50
ORDER CODE		D1325	D178
Duty	Type	Industrial	Industrial
Drill Capacity	mm	40	50
Tapping Capacity	metric	M24	M30
Spindle Taper	MT	4	4
Spindle Travel	mm	180	240
Throat Depth	mm	350	360
Quill Diameter	mm	75	80
Column Diameter	mm	150	180
Spindle to Table Max.	mm	770	485
Spindle to Base Max.	mm	1320	1095
Table Type	○ / □	□	□
Table Size	mm	560 x 560	480 x 580
T-Slot Size	mm	16	14
Auto Quill Feed	mm/rev	0.1, 0.2	0.1, 0.2 0.3, 0.4
Work Light	- / ✓	✓	✓
Coolant System	- / ✓	✓	✓
Spindle Speed Steps	No.	18	12
Spindle Speed Range	rpm	50-1450	52-1400
Motor / Voltage	kW / V	1.5 / 415	3 / 415
Shipping Dim. (LxWxH)	cm	68x110x227	68x114x225
Weight	kg	615	710
PRICE	ex GST	\$3,150	\$5,500
PRICE	inc GST	\$3,465	\$6,050

Radial Arm Drilling Machines

Z3040

- Oil-bath lubricated gear drive
- Motorised up/down arm & forward/reverse spindle direction
- Micro down feed hand wheel for quill
- 3 Speed auto down-feed (0.1, 0.16, 0.25mm/rev)
- Quiet and smooth operation
- Safety chuck guard with micro switch
- Includes coolant pump system, work light & box table

Z3040
\$7,950 ex GST
\$8,745 inc GST (D165A)



RAD-900

- Oil-bath lubricated gear drive
- 4-way joystick arm & spindle speed control
- Wear strip on arm slide for wear resistance
- 3-speed auto down-feed (0.05, 0.09, 0.15mm/rev)
- Spindle load amperage meter during operation
- Includes coolant pump system, work light & box table

RAD-900
\$9,650 ex GST
\$10,615 inc GST (D165)



Made in
TAIWAN

Z3050-16

- Oil-bath lubricated gearbox with hardened & ground gears
- 16 speed auto down-feed (0.04 ~ 3.2mm/rev)
- Fine grain cast iron with ribbing ensures extremely low vibration
- Motorised arm height adjustment via vertical leadscrew
- Hydraulic column & head clamp
- Hydraulic feed & spindle drive system
- Includes coolant pump system, work light & box table

Z3050-16
\$14,500 ex GST
\$15,950 inc GST (D166)



Optional Accessories:



MODEL		Z3040	RAD-900	Z3050-16
ORDER CODE		D165A	D165	D166
Duty	Type	Industrial	Industrial	Industrial
Drill Capacity	mm	40	38	50
Tapping Capacity	metric	M22	M20	M36
Spindle Taper	MT	4	4	5
Spindle Travel	mm	240	200	315
Quill Diameter	mm	70	70	80
Spindle to Column (Min.-Max.)	mm	340-1000	290-920	350-1600
Spindle to Box Table Max.	mm	505	785	750
Spindle to Base Max.	mm	860	1110	1250
Table Type	○ / □	□	□	□
Box Table Size (LxWxH)	mm	400 x 400 x 360	550 x 405 x 315	620 x 500 x 500
T-Slot Size	mm	16	20	20
Auto Quill Feed	mm/rev	0.1, 0.16, 0.25	0.05, 0.09, 0.15	16 (0.04-3.2)
Work Light	- / ✓	✓	✓	✓
Coolant System	- / ✓	✓	✓	✓
Spindle Speed Steps	No.	6	6	16
Spindle Speed Range	rpm	75-1220	88-1500	25-2000
Motor Power / Voltage	kW / V	1.5 / 415	1.5 / 415	3.7 / 415
Shipping Dim. (LxWxH)	cm	175 x 77 x 210	157 x 82 x 206	274 x 112 x 257
Weight	kg	1450	1270	4000
PRICE	ex GST	\$7,950	\$9,650	\$14,500
PRICE	inc GST	\$8,745	\$10,615	\$15,950

Magnetic Drilling Machines

HF-35

- Includes Ø12mm drill chuck & adaptor

Includes:

Chip Guard ✓ Blow Mould Case ✓ Safety Chain ✓
Coolant Tank Kit ✓ Drill Chuck & Adaptor (HF-35) ✓

MODEL		HF-35	HF-30A	HF-750
ORDER CODE		D950	D9505	D9507
Feed	Type	Manual	Automatic	Manual
Hole Capacity	mm	12-35	12-35	12-75
Maximum Thickness	mm	50	50	50
Magnetic Holding	kg/f	1529	1529	3263
Motor Power	kW	1.1	1.1	1.8
Motor Voltage	V	240	240	240
Weight	kg	14	14	25
PRICE	ex GST	\$990	\$1,390	\$1,630
PRICE	inc GST	\$1,089	\$1,529	\$1,793

HF-30A

- Semi automatic feed (3-speed)
- Ø30mm drilling capacity through 50mm plate in auto feed & Ø35mm in manual feed

- ✓ CE approved
- ✓ Compact design
- ✓ Heavy duty magnet

Made in
TAIWAN



HF-35



HF-30A

HF-750

- 3MT spindle with broach cutter adaptor
- 4-speed 1800W 240V motor
- Forward/reverse tapping
- Ø75mm drilling capacity through 50mm plate
- 3MT drills to 31.5mm



HF-750

Broach Cutters - HSS • 19mm universal shank

25mm drill length

SIZE	CODE	ex GST	inc GST
12mm	D9512	\$29	\$31.90
13mm	D9513	\$30	\$33.00
14mm	D9514	\$31	\$34.10
16mm	D9516	\$31	\$34.10
17mm	D9517	\$33	\$36.30
18mm	D9518	\$33	\$36.30
20mm	D9520	\$37	\$40.70
22mm	D9522	\$43	\$47.30

SIZE	CODE	ex GST	inc GST
23mm	D9523	\$43	\$47.30
24mm	D9524	\$47	\$51.70
25mm	D9525	\$49	\$53.90
26mm	D9526	\$49	\$53.90
28mm	D9528	\$52	\$57.20
30mm	D9530	\$54	\$59.40
32mm	D9532	\$57	\$62.70
34mm	D9534	\$61	\$67.10
35mm	D9535	\$63	\$69.30

50mm drill length

SIZE	CODE	ex GST	inc GST
14mm	D9550	\$40	\$44.00
16mm	D9552	\$40	\$44.00
18mm	D9554	\$40	\$44.00
20mm	D9556	\$45	\$49.50
22mm	D9558	\$45	\$49.50
24mm	D9560	\$50	\$55.00
25mm	D9562	\$55	\$60.50
26mm	D9564	\$55	\$60.50
28mm	D9566	\$60	\$66.00
30mm	D9568	\$63	\$69.30

SIZE	CODE	ex GST	inc GST
32mm	D9570	\$70	\$77.00
34mm	D9572	\$75	\$82.50
35mm	D9574	\$75	\$82.50
38mm	D9576	\$80	\$88.00
40mm	D9578	\$80	\$88.00
44mm	D9580	\$95	\$104.50
48mm	D9582	\$120	\$132.00
50mm	D9584	\$120	\$132.00

PIN	CODE	ex GST	inc GST
25mm	D9510	\$9	\$9.90
50mm	D9511	\$9	\$9.90



NITTO ATRACE

WO-3250, AO-5575

- Heavy duty type - extremely robust
- Manual feed • Light weight • Compact design
- Complete with lubrication system & carry case

WA-5000

- Semi automatic feed • 2 Speed heavy duty drill
- One touch cutter mounting

- ✓ Overload Protection
- ✓ New generation
- ✓ Compact design
- ✓ Advanced safety system
- ✓ Keyed chucks and/or adaptors are available for each model as optional extras

MODEL		WO-3250	AO-5575	WA-5000
ORDER CODE		D900	D908	D904
Feed	Type	Manual	Manual	Automatic
Hole Capacity	mm	12-32	12-55	14-50
Maximum Thickness	mm	50	75	75
Magnetic Holding	kg/f	900	1020	1000
Motor Power	kW / V	0.68 / 240	0.73 / 240	1.15 / 240
Weight	kg	14	18	23
PRICE	ex GST	\$1,960	\$2,200	\$3,050
PRICE	inc GST	\$2,156	\$2,420	\$3,355



AO-5575



WO-3250



Made in
JAPAN

OzBroach Cutters - HSS

- 25mm drill length (50mm avail.)
- One touch type



SIZE	CODE	ex GST	inc GST
12mm	D912	\$50	\$55.00
13mm	D913	\$51	\$56.10
14mm	D914	\$51	\$56.10
15mm	D915	\$51	\$56.10
16mm	D916	\$53	\$58.30
17mm	D917	\$53	\$58.30
18mm	D918	\$59	\$64.90
19mm	D919	\$61	\$67.10
20mm	D920	\$62	\$68.20
21mm	D921	\$68	\$74.80
22mm	D922	\$68	\$74.80
23mm	D923	\$70	\$77.00
24mm	D924	\$70	\$77.00
25mm	D925	\$78	\$85.80
26mm	D926	\$78	\$85.80
27mm	D927	\$78	\$85.80
28mm	D928	\$82	\$90.20
30mm	D930	\$87	\$95.70
32mm	D932	\$87	\$95.70
34mm	D934	\$132	\$145.20
35mm	D935	\$141	\$155.10

PIN	CODE	ex GST	inc GST
6mm	D910	\$25	\$27.50
8mm	D911	\$30	\$33.00



Australian
Made



Other sizes
available

Broach Drill Set - 6 Piece

- Universal shank
- High speed steel
- 14, 16, 18, 20, 22 & Ø24mm
- 25mm depth of cut
- 19mm shank size
- 6.35mm locating pin



CODE	ex GST	inc GST
D109	\$170	\$187



Broach Cutter Adaptors

- Suits drilling machines 2MT or 3MT spindles
- Suits 19mm shank broach cutters
- Includes coolant bottle & hose



Note: Cutter not included

TAPER	CODE	ex GST	inc GST
2MT	D9502	\$129	\$141.90
3MT	D9503	\$129	\$141.90

Swivel Head Slotting Machine

SL-100

- Dovetail vertical Z-Axis
- 250W 240V motor
- 800 x 240mm table size
- 14mm T-Slot on table
- Heavy duty cast iron construction
- Swivel head tilts left and right 90°
- 0-100mm machining stroke range
- Strokes per minute 60-350 (6 ranges)
- 230mm working table cross travel
- 560mm working table longitudinal travel
- Safety chuck guard with micro
- Includes steel fabricated stand
- Suits 16mm diameter tooling


SL-100
\$2,750 ex GST
\$3,025 inc GST (\$707)



MODEL	SL-100	
ORDER CODE	S707	
Maximum Stroke	mm	100
Ram Stroke	stroke/min	60-350 (6 steps)
Motor Power	W / hp	250 / 1.3
Voltage	V	240
Weight	kg	330
PRICE	ex GST	\$2,750
PRICE	inc GST	\$3,025

Slotting Attachment

- Manufactured from heavy duty casting for rigidity
- Mounting bracket included to suit most turret type milling machines with tail lug



MODEL	SHA-125	
ORDER CODE	M225	
Stroke	mm	125mm
Ram Stroke	Stroke/min.	30, 47, 69, 98, 140
Motor	hp / V	3/4 / 415
Weight	kg	160
PRICE	ex GST	\$2,950
PRICE	inc GST	\$3,245

Vertical Slotting Machine

SL-250

- Heavy duty cast iron construction
- Adjustable stroke
- One shot lubrication
- Mechanical clutch lever
- Slide-way covers
- Includes dividing plates & 3-Jaw chuck

SL-250
\$10,450 ex GST
\$11,495 inc GST (\$702)



MODEL	SL-250	
ORDER CODE	S702	
Maximum Stroke	mm	250
Ram Stroke	stroke/min	26-36
Throat Depth	mm	350
Rotary Table Size	mm	375
3-Jaw Chuck Size	mm	250
Motor Power	kW / hp	1.5/2
Voltage	V	415
Dimensions (LxWxH)	cm	91x136x200
Weight	kg	1300
PRICE	ex GST	\$10,450
PRICE	inc GST	\$11,495

Variable Speed Mill-Drills

HM-10 (X2)

- Electronic variable speed system
- Tilting head $\pm 45^\circ$
- Ground work table with T-slots
- Concertina slide-way covers
- Spring return assisting milling head
- Vertical micro feed dial 0.025mm
- Metric dial graduations 0.02mm
- 2-speed gearbox (high / low) drive system to maximise torque

Includes:

Drill Chuck & Arbor ✓ Safety Cutter Guard ✓



Electronic Variable Speed
HM-10



Tilting Head $\pm 45^\circ$
HM-10



Spring Return System
HM-10



Sliding Lock
HM-10

HM-10
\$790 ex GST
\$869 inc GST (M150)

X3

Excellent quality mill / drill machine designed for the model engineer. This X3 mill / drill machine has a (high / low) 2-speed gearbox drive system to maximise torque: 0 - 1000rpm and 100 - 2000rpm ideal for different types of material. Powered by a 600 Watt (3/4hp) electronic variable speed motor adjusted by a dial located on the side control panel.

- Spindle lock for quill
- Metal gears in gearbox
- Milling head is fixed at 90°
- Electronic variable speed system
- Ground work table with T-slots
- Vertical dial graduations @ 0.01mm
- Metric dial graduations @ 0.02mm for X & Y-Axis
- All slides utilise dovetail construction for maximum rigidity
- 2-speed gearbox (high / low) drive system to maximise torque

Includes:

Drill Chuck & Arbor ✓ Safety Cutter Guard ✓

Optional Power Feed

Suits: X3



\$350 ex GST
\$385 inc GST
(M233)



Vertical Head Adjustment
X3



Dovetail Column
X3



Hi/Low Gearbox
X3



3MT Drill Chuck
X3



Stand (M154A)
\$350 ex GST
\$385 inc GST

Variable Speed Mill-Drills

SUPER X3

- 12mm tapping capacity incorporated with forward / reverse buttons on quill handle
- Electronic variable spindle speed with digital readout display
- Tilting head 30° left & 90° right
- Digital readout display for quill depth
- Vertical dial graduations @ 0.01mm
- Spindle lock for quill
- Precision dovetail vertical slide
- Ground work table with T-slots
- Metric dial graduations @ 0.02mm for X & Y-Axis
- Brush-less DC 1000W variable speed motor (100-1750rpm)
- Fine feed hand wheel operating quill feed

Includes:

Drill Chuck & Arbor ✓ Safety Cutter Guard ✓



Electronic Control Panel
SUPER X3



Electronic Control Panel
SUPER X3



Digital Depth Readout
SUPER X3



Tapping Forward/Reverse
SUPER X3



Tilting Head Scale
SUPER X3



Fine Quill Feed Dial
SUPER X3

Optional Accessories:



SUPER X3
\$2,090 ex GST
\$2,299 inc GST (M155)

Optional Power Feed
Suits: SUPER X3
\$350 ex GST
\$385 inc GST (M233)



Stand (M154A)
\$350 ex GST
\$385 inc GST

MODEL		HM-10 (X2)	X3	SUPER X3
ORDER CODE		M150	M153	M155
Table Size (LxW)	mm	385 x 93	550 x 160	550 x 160
Spindle Taper	MT	3	3	3
Longitudinal Travel (X-Axis)	mm	225	400	400
Cross Travel (Y-Axis)	mm	100	150	150
Vertical Travel (Z-Axis)	mm	190	350	350
Spindle to Table	mm	280	400	400
Spindle Travel	mm	Fixed	82	70
Spindle to Column	mm	160	230	230
Swivel Head (Left - Right)	deg	±45°	Fixed	30° Left / 90° Right
Drilling Capacity (Ø)	mm	13	25	25
End Milling Capacity (Ø)	mm	16	25	25
Face Milling Capacity (Ø)	mm	30	50	50
T-Slot Size	mm	12	12	12
Work Table Capacity	kg	25	35	35
Spindle Speeds	steps/rpm	Variable / 100-2500	Variable / 100-2000	Variable / 100-1750
Motor / Voltage	kW / V	0.35 / 240	0.60 / 240	1.0 / 240
Shipping Dim. (LxWxH)	cm	54 x 54 x 73	80 x 80 x 106	80 x 80 x 106
Weight	kg	60	178	195
PRICE	ex GST	\$790	\$1,690	\$2,090
PRICE	inc GST	\$869	\$1,859	\$2,299

Belt Drive Mill-Drills

HM-32

- Quiet 'B' section belt drive system
- Fine feed hand wheel operating quill feed
- Forward & reverse on/off switch
- 3MT spindle with 75mm diameter lockable quill
- Adjustable table & drill length stops
- Rear slide-way cover & slide clamps on all axis
- Metric dial graduations @ 0.05mm for X & Y-Axis
- Large 820 x 240mm ground work table with T-slots

Includes:

- Drill Chuck & Arbor ✓ Face Mill Cutter & Arbor ✓
 3" Tilting Vice ✓ 3-2MT Sleeve ✓ Safety Cutter Guard ✓



Fine Quill Feed Adjustment
HM-32



Forward/Reverse Switch
HM-32, HM-36, HM-46

HM-32
\$1,450 ex GST
\$1,595 inc GST (M121)



Stand suits: HM-32, 36 & 46
\$270 ex GST
\$297 inc GST (M135A)

Geared & Tilting Head Mill-Drills

HM-36 & HM-46

- Gear driven head with 6 speeds
- Dovetailed vertical Z-Axis (HM-46 only)
- Tilting head to $\pm 90^\circ$ from vertical with digital display
- 730 x 210mm ground work table with T-slots
- Fine feed hand wheel operating quill feed
- Forward and reverse on/off switch
- 3MT spindle with 75mm diameter lockable quill
- Adjustable table and drill length stops
- Metric dial graduations @ 0.05mm for X & Y-Axis
- Rear slide-way cover and slide clamps on all axis

Includes:

- Drill Chuck & Arbor ✓ Face Mill Cutter & Arbor ✓
 3-2MT Sleeve ✓ Safety Cutter Guard ✓



Digital Tilting Head Gauge
HM-36 & HM-46



Tilting Head to $\pm 90^\circ$
HM-36, HM-46



Spindle Speed Controls
HM-36, HM-46



Fine Quill Feed Adjustment
HM-36, HM-46



Dovetail Slide with Wind-Up
Down Handle HM-46

HM-36
\$1,690 ex GST
\$1,859 inc GST (M122)

**GEARED
HEAD**



HM-46 240V or 415V
\$1,850 ex GST
\$2,035 inc GST (M123)

**DOVETAIL
COLUMN**



Geared & Tilting Head Mill-Drills

HM-48

- 3-Axis digital readout system (M126D)
- Digital depth display with zero reset for quill
- Dovetailed vertical Z-Axis
- Pendant control with swivel arm
- Tilting head to $\pm 90^\circ$ from vertical with digital display
- Large 820 x 240mm ground work table with T-slots
- Longitudinal X-Axis power feed
- Motorised head for Z-Axis travel
- Forward and reverse on/off switch
- 3MT spindle with 75mm diameter lockable quill
- Metric dial graduations @ 0.05mm for X & Y-Axis

Includes:

- Drill Chuck & Arbor ✓
- Face Mill Cutter & Arbor ✓
- Cast Iron Stand ✓
- Coolant System ✓
- Safety Cutter Guard ✓
- X-Axis Power feed ✓
- Halogen Lamp ✓
- Digital Depth Display ✓

HM-48
\$3,250 ex GST
\$3,575 inc GST (M126)

HM-48 Digital Readout
\$3,950 ex GST
\$4,345 inc GST (M126D)

**GEARED
HEAD**

**DOVETAIL
COLUMN**

**Includes
STAND**



Digital Tilting Head Gauge
HM-48

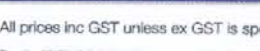



Vertical Power Feed Motor
HM-48



Power Feed X-Axis
HM-48

Optional Accessories:



MODEL		HM-32	HM-36	HM-46	HM-46	HM-48	HM-48
ORDER CODE		M121	M122	M123	M124	M126	M126D
Digital Readout	Optional / ✓	Optional	Optional	Optional	Optional	Optional	✓
Column Type	mm/Dovetail	Ø115	Ø115	Dovetailed	Dovetailed	Dovetailed	Dovetailed
Table Area (LxW)	mm	820 x 240	730 x 210	730 x 210	730 x 210	820 x 240	820 x 240
Spindle Taper	MT	3	3	3	3	3	3
Longitudinal Travel (X-Axis)	mm	540	475	475	475	540	540
Cross Travel (Y-Axis)	mm	190	195	195	195	185	185
Vertical Travel (Z-Axis)	mm	410	450	450	450	410	410
Spindle to Table	mm	455	510	510	510	490	490
Spindle Travel	mm	130	120	120	120	120	120
Spindle to Column	mm	202	272	265	265	273	273
Swivel Head (Left - Right)	deg	Fixed	$\pm 90^\circ$	$\pm 90^\circ$	$\pm 90^\circ$	$\pm 90^\circ$	$\pm 90^\circ$
Drilling Capacity (Ø)	mm	31.5	31.5	31.5	31.5	31.5	31.5
End Milling Capacity (Ø)	mm	22	28	28	28	28	28
Face Milling Capacity (Ø)	mm	80	80	80	80	80	80
T-Slot Size	mm	14	14	14	14	14	14
Work Table Capacity	kg	50	55	55	55	55	55
Spindle Speeds	steps/rpm	12 / 100-2150	6 / 95-1800	6 / 95-1600	6 / 95-1600	6 / 95-1600	6 / 95-1600
Motor Power	kW / hp	1.5 / 2	1.1 / 1.5	1.1 / 1.5	1.1 / 1.5	1.5 / 2	1.5 / 2
Voltage	V	240	240	240	415	240	240
Shipping Dim. (LxWxH)	cm	95 x 85 x 115	84 x 77 x 113	84 x 77 x 115	84 x 77 x 113	108 x 86 x 200	108 x 86 x 200
Weight	kg	295	293	293	318	430	430
PRICE	ex GST	\$1,450	\$1,690	\$1,850	\$1,850	\$3,250	\$3,950
PRICE	inc GST	\$1,595	\$1,859	\$2,035	\$2,035	\$3,575	\$4,345

Turret Milling Machines


HM-50

- 3-Axis digital readout system
- NT30 spindle is hardened and ground
- Tilting head $\pm 90^\circ$
- 340mm horizontally sliding & rotating ram $\pm 180^\circ$
- Precision-ground dovetail slide-ways & table
- Precision milling table incorporating machined T-slots
- Forward and reverse on/off switch
- Fine hand wheel operated quill feed
- Metric dial graduations @ 0.02mm for X, Y & Z-Axis
- Vertical dial graduations on hand wheel @ 0.05mm
- Includes safety cutter guard, drill chuck & arbor, coolant system, halogen lamp, 8 piece metric collet chuck set, 2MT & 3MT adaptors, X-Axis power feed unit & swarf tray

HM-50 Digital Readout

\$4,750 ex GST

\$5,225 inc GST (M160D)

Power Feed Unit
HM-50Tilting Head $\pm 90^\circ$
HM-50Adjustable Swivel & Sliding
Ram HM-50

HM-52

- 3-Axis digital readout system
- NT30 Horizontal & vertical spindles that are hardened & ground
- Tilting head $\pm 90^\circ$ • Swivel table $\pm 45^\circ$
- 340mm horizontally sliding & rotating ram $\pm 180^\circ$
- Precision-ground dovetail slide-ways & table
- Precision milling table incorporating machined T-slots
- Forward and reverse on/off switch
- Fine hand wheel operated quill feed
- Metric dial graduations @ 0.02mm for X, Y & Z-Axis
- Vertical dial graduations on hand wheel @ 0.05mm
- Includes safety cutter guard, drill chuck & arbor, coolant system, halogen lamp, 8 piece metric collet chuck set, 2MT & 3MT adaptors, X-Axis power feed unit, horizontal arbors (1" & 1 1/4") & swarf tray

HM-52 Digital Readout

\$5,290 ex GST

\$5,819 inc GST (M161D)

Power Feed Unit
HM-52Horizontal Spindle
HM-52Swivel Table $\pm 45^\circ$
HM-52

Geared Head Turret Milling Machine

HM-52G

- 3-Axis digital readout system
- NT30 horizontal & vertical spindles that are hardened & ground
- Tilting head $\pm 90^\circ$ • Swivel table $\pm 45^\circ$
- 340mm horizontally sliding & rotating ram $\pm 180^\circ$
- Precision-ground dovetail slide-ways and table
- Precision milling table incorporating machined T-slots
- Forward and reverse on/off switch
- Fine hand wheel operated quill feed
- Metric dial graduations @ 0.02mm for X, Y & Z-Axis
- Vertical dial graduations on hand wheel @ 0.05mm
- Includes safety cutter guard, drill chuck & arbor, coolant system, halogen lamp, 8 piece metric collet chuck set, 2MT & 3MT adaptors, X-Axis power feed unit, horizontal arbors (1" & 1 1/4") & swarf tray

HM-52G Digital Readout
\$5,490 ex GST
\$6,039 inc GST (M163D)

GEARED HEAD


HORIZONTAL SPINDLE



Geared Head Spindle Speed Selectors HM-52G



Adjustable Swivel & Sliding Ram HM-52G



Swivel Table HM-52G

Includes:

- X-Axis Power feed ✓ Swarf Tray ✓
- Coolant System ✓ Drill Chuck & Arbor ✓
- Halogen Lamp ✓ 2MT & 3MT Adaptors ✓
- 8-Pce. Metric Collet Chuck Set (4-16mm) ✓
- Safety Cutter Guard ✓



Optional Accessories:



p74



p65



p67



p76



p72



p73

* Note: X & Y travels maybe reduced due to digital readout scales and safety stops

MODEL		HM-50	HM-52	HM-52G
ORDER CODE		M160D	M161D	M163D
Digital Readout	Optional / ✓	✓	✓	✓
Work Table Area (LxW)	mm	1000 x 240	1000 x 240	1000 x 240
Spindle Taper (Vertical)	NT	30	30	30
Spindle Taper (Horizontal)	NT	~	30	30
Longitudinal Travel (X-Axis)	mm	600	600	600
Cross Travel (Y-Axis)	mm	200 *	200 *	200 *
Vertical Travel (Z-Axis)	mm	340	340	340
Spindle to Table Max.	mm	430	375	375
Spindle Travel / Diameter	mm	125/90	125/90	125/90
Throat Depth (Min. ~ Max.)	mm	200-600	200-640	200-640
Swivel Head (Left - Right)	deg	$\pm 90^\circ$	$\pm 90^\circ$	$\pm 90^\circ$
Power Feed - Longitudinal (X)	mm/min	20 - 2000	20 - 2000	20 - 2000
Power Feed - Cross (Y)	mm/min	Optional	Optional	Optional
Power Feed - Vertical (Z)	mm/min	Optional	Optional	Optional
T-Slot Size	mm	14	14	14
Work Table Capacity	kg	175	175	175
Spindle Speeds (Vert.)	steps / rpm	9 (220-2400)	9 (220-2400)	8 (115-1750)
Spindle Speeds (Hor.)	steps / rpm	~	9 (60-1350)	9 (60-1350)
Motor Power (Vertical)	kW / hp	1.5 / 2	1.5 / 2	1.5 / 2
Motor Power (Horizontal)	kW / hp	~	1.5 / 2	1.5 / 2
Voltage	V	240	240	415
Shipping Dim. (LxWxH)	cm	134 x 114 x 222	134 x 114 x 222	134 x 114 x 222
Weight	kg	850	1050	1050
PRICE	ex GST	\$4,750	\$5,290	\$5,490
PRICE	inc GST	\$5,225	\$5,819	\$6,039


Turret Milling Machines

BM-30, BM-30A

- 2-Axis Digital readout fitted
- 3hp 415V (BM-30) or 240V (BM-30A) motor
- NT30 Spindle taper with a chrome hardened & ground quill
- Hardened & ground work table & slide-ways
- Meehanite casting for high strength & minimal deformation
- The ram incorporates a tail lug (spigot) to accept a slotting attachment
- High / neutral and low gear selection lever to maximise torque
- Align CE-300S X-Axis power-feed with adjustable micro switch feed stops
- Turcite "B" coated X & Y-Axis slide-ways reduces friction for smooth operation
- Automatic quill feed 0.015, 0.04, 0.08mm/rev with automatic cut off depth stop on quill
- Metric dial graduations @ 0.02mm for X, Y & Z Axis
- One-shot oil lubrication pump and reservoir for slideways
- Includes safety cutter guard, clamp kit, 150mm vice, coolant system, halogen light, & swarf tray

BM-30 415V
\$7,490 ex GST
 \$8,239 inc GST (M604D)


BM-30A 240V
\$7,590 ex GST
 \$8,349 inc GST (M603D)



Tilting & Rotating Head
 BM-30A, BM-30 & BM-40V



Power Feed Unit
 BM-30A, BM-30 & BM-40V



Automatic Quill Feed
 BM-30A, BM-30 & BM-40V



Variable Speed Dial
 BM-40V

BM-40V

- 3-Axis Digital readout fitted
- 3hp 415V motor, Infinitely variable speed drive system
- NT30 Spindle taper with a chrome hardened & ground quill
- Hardened & ground work table & slide-ways
- Meehanite casting for high strength & minimal deformation
- The ram incorporates a tail lug (spigot) to accept a slotting attachment
- High / neutral and low gear selection lever to maximise torque
- Align AL-500S X-Axis power-feed with adjustable micro switch feed stops
- Turcite "B" coated X & Y-Axis slide-ways reduces friction for smooth operation
- Automatic quill feed 0.015, 0.04, 0.08mm/rev with automatic cut off depth stop on quill
- Metric dial graduations @ 0.02mm for X, Y & Z Axis
- One-shot oil lubrication pump and reservoir for slideways
- Includes safety cutter guard, clamp kit, 150mm vice, coolant system, halogen light, & swarf tray

BM-40V
\$8,290 ex GST
 \$9,119 inc GST (M607D)




Turret Milling Machines

BM-52VE

- 3-Axis Digital readout fitted
- 5hp 415V motor, Infinitely variable speed drive system
- NT40 Spindle taper with a chrome hardened & ground quill
- Hardened & ground work table & slide-ways, Slide-way covers Y & Z-Axis
- Square construction slides for Y & Z-Axis to maximise rigidity
- Powered elevating motor for Z-Axis
- Meehanite casting for high strength & minimal deformation
- The ram incorporates a tail lug (spigot) to accept a slotting attachment
- High / neutral and low gear selection lever to maximise torque
- Align AL-500S X-Axis power-feed with adjustable micro switch feed stops
- Micro switch on the manual knee handle for additional operator safety
- Turcite "B" coated X & Y-Axis slide-ways reduces friction for smooth operation
- Automatic quill feed 0.076, 0.038, 0.152mm/rev automatic cut off depth stop on quill
- Includes safety cutter guard, clamp kit, 150mm vice, coolant system, halogen light, & swarf tray

BM-52VE
\$9,250 ex GST
\$10,175 inc GST (M596D)

**POWERED
Z-AXIS**



Includes: BM-30A, BM-30, BM-40V & BM-52VE

- Digital Readout ✓ M16 Thread Draw Bar ✓ Coolant System ✓ Clamp Kit ✓
 150mm Machine Vice ✓ Power Feed ✓ Oil lubrication Pump & reservoir ✓
 Slide-Way Covers ✓ Swarf Tray ✓ Toolbox & Manual ✓ Safety Cutter Guard ✓

Optional Accessories:



MODEL		BM-30	BM-30A	BM-40V	BM-52VE
ORDER CODE		M604D	M603D	M607D	M596D
Digital Readout	Optional / ✓	✓	✓	✓	✓
Work Table Area (LxW)	mm	1270 x 254	1270 x 254	1370 x 254	1370 x 254
Spindle Taper (Vertical)	NT	30	30	30	40
Longitudinal Travel (X-Axis)	mm	760	760	860	865
Cross Travel (Y-Axis)	mm	360	360	360	420
Vertical Travel (Z-Axis)	mm	430	430	425	400
Spindle to Table Max.	mm	505	505	505	440
Spindle Travel / Diameter	mm	127 / 86	127 / 86	127 / 86	127 / 86
Throat Depth Max.	mm	740	740	735	690
Swivel Head (Left - Right)	deg	±90°	±90°	±90°	±90°
Tilting Head (Forward - Back)	deg	±45°	±45°	±45°	±45°
Power Feed - Quill	mm/rev	0.015, 0.04, 0.08	0.015, 0.04, 0.08	0.015, 0.04, 0.08	0.076, 0.038, 0.152
Power Feed - Longitudinal (X)	mm/min	20 - 2000	20 - 2000	20 - 2000	20 - 2000
Power Feed - Cross (Y)	mm/min	Optional	Optional	Optional	Optional
Power Feed - Vertical (Z)	mm/min	Optional	Optional	Optional	RAPID
T-Slot Size	inch	5/8"	5/8"	5/8"	5/8"
Work Table Capacity	kg	250	250	300	350
Spindle Speeds (Vertical)	steps / rpm	16 (80-5440)	8 (80-2720)	Variable (70-3500)	Variable (50-3750)
Motor Power (Vertical)	kW / hp	2.2 / 3	2.2 / 3	2.2 / 3	3.75 / 5
Voltage	V	415	240	415	415
Shipping Dim. (LxWxH)	cm	160 x 150 x 220	160 x 150 x 220	170 x 150 x 230	163 x 134 x 225
Weight	kg	1100	1100	1300	1550
PRICE	ex GST	\$7,490	\$7,590	\$8,290	\$9,250
PRICE	inc GST	\$8,239	\$8,349	\$9,119	\$10,175

Turret Milling Machines

BM-62VE

BM-62VE
\$10,650 ex GST
\$11,715 inc GST (M598D)

- 3-Axis Digital readout fitted
- 5hp 415V motor, Infinitely variable speed drive system (BM-62VE)
- NT40 Spindle taper with a 105mm chrome hardened & ground quill
- Hardened & ground work table & slide-ways, slide-way covers Y & Z-Axis
- Square construction slides for Y & Z-Axis to maximise rigidity
- Powered elevating motor for Z-Axis
- Meehanite casting for high strength & minimal deformation
- The ram incorporates a tail lug (spigot) to accept a slotting attachment
- High / neutral and low gear selection lever to maximise torque
- Align AL-500S X & Y-Axis power-feed with adjustable micro switch feed stops
- Turcite "B" coated X & Y-Axis slide-ways reduces friction for smooth operation
- Automatic quill feed 0.076, 0.038, 0.152mm/rev with automatic cut off depth stop on quill
- Includes safety cutter guard, clamp kit, 150mm vice, coolant system, halogen light, & swarf tray



Variable Speed Dial
 BM-62VE & BM-65VE



Y-Axis Power Feed
 BM-62VE & BM-65VE



Automatic Oil Lubrication
 BM-65VE



Pneumatic Draw Bar
 BM-65VE

BM-65VE

BM-65VE
\$14,650 ex GST
\$16,115 inc GST (M629D)

- 3-Axis Digital readout fitted
- 5hp 415V motor, Infinitely variable speed drive system
- NT40 Spindle taper with a 105mm chrome hardened & ground quill
- Turcite "B" coated X & Y-Axis slide-ways reduces friction for smooth operation
- Pneumatic operation draw bar system for quick and effortless tool change
- Powered elevating motor for Z-Axis • Slide-way covers Y & Z-Axis
- Meehanite casting for high strength & minimal deformation
- The ram incorporates a tail lug (spigot) to accept a slotting attachment
- High / neutral and low gear selection lever to maximise torque
- Align AL-500S X & Y-Axis power-feed with adjustable micro switch feed stops
- Automatic oil lubrication pump & reservoir for slideways
- Hardened & ground worktable & slide-ways
- Square construction slides for X & Z-Axis to maximise rigidity
- Includes safety cutter guard, coolant system, halogen light & swarf tray



Turret Milling Machines

BM-70VE

- 3-Axis Digital readout fitted
- 5hp 415V motor, Inverter control variable speed system with automatic spindle brake
- Japanese quality "Yaskawa" spindle speed controller with digital spindle speed readout
- NT40 Spindle taper with a 105mm chrome hardened & ground quill
- Inverter controlled feed motors on X & Y-Axis & powered elevating motor for Z-Axis
- Hardened & ground work table & slide-ways with slide-way covers Y & Z-Axis
- Square construction slides for X & Z-Axis to maximise rigidity
- Turcite "B" coated X & Y-Axis slide-ways reduces friction for smooth operation
- Pneumatic operation draw bar system for quick and effortless tool change
- Meehanite casting for high strength & minimal deformation
- The ram incorporates a tail lug (spigot) to accept a slotting attachment
- High / Neutral and Low gear selection lever to maximise torque
- Automatic oil lubrication pump & reservoir for slideways
- Includes safety cutter guard, coolant system, halogen light & swarf tray

BM-70VE
\$16,950 ex GST
\$18,645 inc GST (M630D)

**PNEUMATIC
DRAW BAR**

**INVERTER
CONTROLLED
X & Y-AXIS**



Extra Wide Saddle Support
BM-70VE



Heavy Duty Power feed Motors
BM-70VE

Includes: BM-62VE, BM-65VE & BM-70VE

- Coolant System ✓ Swarf Tray ✓
- Halogen Light ✓ Slide-Way Covers ✓
- Safety Cutter Guard ✓
- Pneumatic Draw Bar (BM-65/70VE) ✓
- Auto Lubrication (BM-65/70VE) ✓

Optional Accessories:



p74



p73



p70

MODEL		BM-62VE	BM-65VE	BM-70VE
ORDER CODE		M598D	M629D	M630D
Digital Readout	Optional / ✓	✓	✓	✓
Work Table Area (LxW)	mm	1370 x 254	1500 x 300	1500 x 305
Spindle Taper (Vertical)	NT	40	40	40
Longitudinal Travel (X-Axis)	mm	865	925	1050
Cross Travel (Y-Axis)	mm	420	420	420
Vertical Travel (Z-Axis)	mm	400	480	500
Spindle to Table Max.	mm	460	530	460
Spindle Travel / Diameter	mm	130 / 105	155/105	155/105
Throat Depth Max.	mm	765	735	750
Swivel Head (Left - Right)	deg	±90°	±90°	±90°
Tilting Head (Forward - Back)	deg	±45°	±45°	±45°
Power Feed - Quill	mm/rev	0.076, 0.038, 0.152	0.04, 0.08, 0.13	0.04, 0.08, 0.13
Power Feed - Longitudinal (X)	mm/min	20 - 2000	20 - 2000	30 - 3000
Power Feed - Cross (Y)	mm/min	20 - 2000	20 - 2000	30 - 3000
Power Feed - Vertical (Z)	mm/min	Rapid	Rapid	Rapid
T-Slot Size	inch	5/8"	5/8"	5/8"
Work Table Capacity	kg	400	450	500
Spindle Speeds (Vertical)	steps / rpm	Variable (50-3750)	Variable (60-3600)	Inverter (70-4200)
Motor Power (Vertical)	kW / hp	3.75 / 5	3.7 / 5	3.75 / 5
Voltage	V	415	415	415
Shipping Dim. (LxWxH)	cm	165 x 134 x 224	178 x 146 x 235	160 x 170 x 240
Weight	kg	1650	1750	1800
PRICE	ex GST	\$10,650	\$14,650	\$16,950
PRICE	inc GST	\$11,715	\$16,115	\$18,645

Horizontal-Vertical Milling Machines

BM-67HV

- 3-Axis Digital readout fitted
- 5hp 415V motor on vertical spindle, variable speed system
- 5hp 415V motor on horizontal spindle controlled via gear selection levers
- NT40 vertical spindle taper with a 105mm chrome hardened & ground quill
- NT40 horizontal spindle taper
- Heavy duty gearbox feed motors on X & Y-Axis ensures constant torque
- Turcite "B" coated X & Y-Axis slide-ways reduces friction
- Meehanite casting for high strength & minimal deformation
- Powered elevating motor for Z-Axis
- Hardened & ground work table & slide-ways with square slides X & Z-Axis
- Oil lubrication pump & reservoir for slideways
- Includes safety cutter guard, clamp kit, 150mm vice, coolant system, halogen light, drill chuck & arbor, 2MT, 3MT, 4MT adaptors, 1" & 1 1/4" horizontal arbors, collet chuck set & swarf tray

BM-67HV - HORIZ./VERTICAL
\$16,500 ex GST
\$18,150 inc GST (M621D)



Gear Driven X-Axis Table Feed
BM-67HV



Y-Axis Feed Lever
BM-67HV



Ballscrew System X & Y-Axis
BM-90VE & BM-90HV



Automatic Lubrication Pump
BM-90VE & BM-90HV

BM-90VE / BM-90HV


- 3-Axis Digital readout fitted
- 5hp 415V motor on vertical spindle, inverter control variable speed
- 5hp 415V motor on horizontal spindle, gear driven (BM-90HV)
- NT40 vertical spindle taper with a 110mm chrome hardened & ground quill
- NT40 horizontal spindle taper (BM-90HV)
- Servo controlled feed motors on X & Y-Axis ensures constant torque
- Ballscrew X & Y-Axis providing smooth and accurate operation
- Japanese quality "Yaskawa" spindle speed controller
- Turcite "B" coated X & Y-Axis slide-ways reduces friction
- Meehanite casting for high strength & minimal deformation
- Pneumatic operation draw bar system for quick and effortless tool change
- Powered elevating motor for Z-Axis
- Hardened & ground work table & slide-ways with square slides X & Z-Axis
- Automatic oil lubrication pump & reservoir for slideways
- Steel slide-way cover Y-Axis
- Includes safety cutter guard, coolant system, halogen light & swarf tray
- BM90HV also includes 1" horizontal arbor

BM-90VE - VERTICAL
\$25,950 ex GST
\$28,545 inc GST (M632D)

BM-90HV - HORIZ./VERTICAL
\$30,950 ex GST
\$34,045 inc GST (M633D)

BM-90HV
 HORIZONTAL
 SPINDLE

Made in
TAIWAN



BM-90HV

Universal Bed Milling Machine

BM-1500 - Universal
\$58,950 ex GST
\$64,845 inc GST (M637D)

BM-1500

- 3-Axis digital readout fitted
- 7.5kW / 10hp 415V main spindle motor
- NT50 Universal head swivels to horizontal position
- Geared drive spindle speeds 12 steps 35-1345rpm
- Ballscrew X & Y-Axis providing smooth and accurate operation
- High grade casting for additional strength & minimal deformation
- Metric dial graduations @ 0.02mm for X, Y & Z-Axis
- Square construction slides for X & Z-Axis to maximise rigidity
- Servo controlled feed motors on X & Y & Z-Axis with electric brake ensures accuracy and consistent feed with rapid
- Large 2100 x 500mm slotted work table
- Automatic oil lubrication pump and reservoir for slideways
- Hardened & ground work table & slide-ways
- Includes coolant system & halogen light



Horizontal Head Position
BM-1500



Ballscrew System X & Y-Axis
BM-1500

Includes: BM-67HV, BM-90VE, BM-90HV, BM-1500

- Auto Lubrication ✓
- Coolant System ✓
- Halogen Light ✓
- Swarf Tray ✓
- Slide-Way Covers ✓
- Pneumatic Draw Bar (BM-90VE/HV) ✓

Optional Accessories:




MODEL		BM-67HV	BM-90VE	BM-90HV	BM-1500
ORDER CODE		M621D	M632D	M633D	M637D
Digital Readout	Optional / ✓	✓	✓	✓	✓
Work Table Area (LxW)	mm	1320 x 320	1470 x 370	1470 x 370	2100 x 500
Spindle Taper (Vertical)	NT	40	40	40	50
Spindle Taper (Horizontal)	NT	40	~	40	50
Longitudinal Travel (X-Axis)	mm	1000	1120	1120	1500
Cross Travel (Y-Axis)	mm	300	520	520	670
Vertical Travel (Z-Axis)	mm	400	360	440	670
Spindle to Table Max.	mm	580	500	505	670
Spindle Travel / Diameter	mm	125/105	140/110	140/110	~
Throat Depth Max.	mm	780	685	785	610
Swivel Head (Left ~ Right)	deg	±90°	±90°	±90°	Universal
Tilting Head (Forward - Back)	deg	Fixed	Fixed	Fixed	Universal
Power Feed - Quill	mm/rev	0.045, 0.086, 0.142	0.035, 0.07, 0.14	0.035, 0.07, 0.14	~
Power Feed - Longitudinal (X)	mm/min	20 - 360	30 - 3000	30 - 3000	20 - 1800
Power Feed - Cross (Y)	mm/min	20 - 360	30 - 3000	30 - 3000	20 - 1800
Power Feed - Vertical (Z)	mm/min	Rapid	Rapid	Rapid	10 - 900
T-Slot Size	mm	14	18	18	20
Work Table Capacity	kg	500	600	600	2000
Spindle Speeds (Vertical)	steps / rpm	Variable (60-3600)	Inverter (60-3600)	Inverter (60-3600)	12 (35-1345)
Spindle Speeds (Horizontal)	steps / rpm	12 (40-1300)	~	9 (65-1500)	12 (35-1345)
Motor Power (Vertical)	kW / hp	3.75 / 5	3.75 / 5	3.75 / 5	7.5 / 10
Motor Power (Horizontal)	kW / hp	3.75 / 5	~	3.75 / 5	7.5 / 10
Voltage	V	415	415	415	415
Dimensions (LxWxH)	cm	171 x 172 x 233	228 x 203 x 226	207 x 190 x 250	228 x 228 x 283
Weight	kg	2150	2600	2725	7300
PRICE	ex GST	\$16,500	\$25,950	\$30,950	\$58,950
PRICE	inc GST	\$18,150	\$28,545	\$34,045	\$64,845

Bench Lathes

AL-30 (C2) 180 x 300mm

- Electronic variable speed (0-2500rpm)
- Cast Iron ribbed bed
- Dovetailed cross and compound slides
- High/low speed gear lever
- Forward/reverse spindle direction switch
- Precision 'V'-beds are hardened and ground
- Conveniently mounted safety emergency stop switch
- Includes a set of change gears for metric thread cutting
- Includes 5 piece 8mm turning tool set

AL-30
\$750 ex GST
\$825 inc GST (L194)



Includes Tool Set AL-30

Includes:

Dead Centre ✓ Swarf / Splash Tray ✓ Toolbox ✓ Spanners ✓

Optional Accessories: AL-30 (C2)



CODE	Individual Products	PRICE ex GST	PRICE inc GST
L195	4 Jaw Chuck - Ø80mm	\$120	\$132
L196	Face Plate - Ø160mm	\$50	\$55
L197	1 x Fixed Steady, 1 x Travelling Steady	\$100	\$110
Normal Price Total:		\$270	\$297
(K165) Special Package Price:		\$230	\$253

Bench Lathe-Mill-Drill Combination

AL-60M (C6+M6MA) 250 x 550mm

AL-60 (C6) Lathe

- Precision ground 'V'-Bed
- 550W induction motor with reversing switch
- Powered longitudinal feed and thread cutting capabilities
- Rear splash tray is standard
- Sheet metal leadscrew cover
- M-section Vee belt drive
- Hinged belt cover with safety micro switch
- Lathe chuck guard with safety micro switch

HM-10A (M6MA) Mill Attachment

- Supplied with a ground and slotted milling table which attaches to the cross slide
- Head tilts -25° to +45°
- 2-Speed gearbox for increased torque
- 350W electronic variable-speed controlled motor
- Slides utilise dovetail construction for maximum rigidity

AL-60M Combination
 Lathe & Mill only
\$1,818.18 ex GST
\$2,000 inc GST (K160)

AL-60 Lathe
\$1,290 ex GST
\$1,419 inc GST (L148)

HM-10A Mill Attachment
\$590 ex GST
\$649 inc GST (M151)



Optional Accessories:

- 125mm 4 Jaw Chuck (L144)
\$165 ex GST **\$181.50** inc GST



Includes:

3-Jaw Chuck ✓ Dead Centre ✓ Set of Change Gears ✓
 Chuck Guards ✓ Face Plate ✓ Fixed & Travelling Steadies ✓

Stand (L143)
\$250 ex GST
\$275 inc GST

Bench Lathe-Mill-Drill Combination

AL-280P 400 x 409mm

- The drill head swings 90° in both directions and has 14 spindle speeds
- Quick action spindle engage system transferring drive from lathe to mill
- Fine micro down feed is incorporated for milling operations
- Milling vice incorporated within compound slide
- Metric and imperial screw cutting
- Power longitudinal feed
- 3MT spindle and tailstock
- Sheet metal leadscrew cover
- Safety chuck guards for lathe and drill chuck



Lathe or Drill Engagement
AL-280P



Longitudinal Feed Handle
AL-280P



Quill with Fine Adjustment
AL-280P



Swivel Compound Vice
AL-280P

Includes:

- 3-Jaw Chuck ✓ Dead Centre ✓
- Set of Change Gears ✓ Chuck Guard ✓



Stand (L262)
\$295.45 ex GST
\$325 inc GST

Optional Accessories:



AL-280P
\$1,490 ex GST
\$1,639 inc GST (L159)

MODEL		AL-30	AL-60M	AL-280P
ORDER CODE		L194	K160	L159
LATHE SPECIFICATIONS				
Tool Height to Suit	mm	8	12	12
Distance Between Centres	mm	300	550	409
Swing Over Bed	mm	180	250	400
Swing Over Cross Slide	mm	112	150	300
Centre Height	mm	90	125	200
Spindle Bore	mm	20	20	20
Spindle Nose	Type	Fixed	American Taper	Fixed
Bed Width	mm	83	135	140
Headstock Taper	MT	3	3	~
Tailstock Taper	MT	2	2	3
Cross Slide Travel	mm	65	105	115
Compound Slide Travel	mm	55	75	85
Leadscrew	Type	Metric	Metric	Metric
Longitudinal Feed (Z)	mm/rev	0.1-0.2	0.1-0.2	0.05-0.17
Metric Thread Range	mm	0.4 - 2.0	0.4-3.0	0.2-3.0
Imperial Thread Range	TPI	~	10-44	8-120
Three Jaw Chuck Ø	mm	80	125	100
Four Jaw Chuck Ø	mm	Optional	Optional	Optional
Spindle Speeds	steps / rpm	Variable (0-2500)	6 (125-2000)	7 (160-1360)
Motor Power / Voltage	kW / V	0.25 / 240	0.55 / 240	0.55 / 240
MILL SPECIFICATIONS				
Spindle Taper	MT	~	3	3
Mill/Drill Speeds	steps / rpm	~	Variable(0-2500)	14 (125-1190)
Work Table	mm	~	110 x 245	150 x 200
Motor / Voltage	hp / V	~	1/2 / 240	3/4 / 240
Shipping Dim. (LxWxH)	cm	79 x 36 x 38	120 x 66 x 100	101 x 58 x 105
Weight	kg	43	212	220
PRICE	ex GST	\$650	\$1,750	\$1,390
PRICE	inc GST	\$715	\$1,925	\$1,529

Bench Lathes

AL-50GA 230 x 500mm

- 6 spindle speeds (100-1800rpm)
- Norton style quick change gearbox
- Dovetailed cross and compound slides
- Adjustable ball bearings spindle support
- Precision 'V'-beds are induction hardened and ground
- Saddle hand wheel mounted on right side of apron
- Automatic longitudinal feed
- T-slotted cross slide

Includes:

- 3-Jaw Chuck ✓ 4-Jaw Chuck ✓ Face Plate ✓
 Dead Centre ✓ Fixed & Travelling Steadies ✓
 Thread Chasing Dial ✓ Swarf / Splash Tray ✓
 Change Gears ✓ Safety Chuck Guard ✓ Toolbox ✓



AL-50GA
\$1,050 ex GST
\$1,155 inc GST (L157)

Stand (L261)
\$250 ex GST
\$275 inc GST

AL-250G 250 x 500mm

- Geared driven headstock for quick change of spindle speeds via single progression dial
- 12 spindle speeds (80-1600rpm)
- Large 26mm spindle bore
- Powered longitudinal and cross feed
- Enclosed quick action gearbox for thread cutting & auto feeding
- Thread chasing dial
- Quick action tailstock locking lever
- 0.75kW / 1hp 240V motor
- Includes safety chuck guard

Includes:

- 3-Jaw Chuck ✓ Face Plate ✓ Safety Chuck Guard ✓
 Dead Centre ✓ Fixed & Travelling Steadies ✓
 Thread Chasing Dial ✓ Swarf / Splash Tray ✓
 Change Gears ✓ Leadscrew Covers ✓

Optional Accessories:

125mm 4 Jaw Chuck

CODE	ex GST	inc GST
L151	\$130	\$143



AL-250G
\$1,650 ex GST
\$1,815 inc GST (L149)

Stand (L150)
\$250 ex GST
\$275 inc GST

**GEARED
HEAD**

**POWERED
LONG & CROSS
FEEDS**

Bench Lathes

AL-320G 320 x 600mm

- Large 38mm spindle bore
- Geared headstock for quick change of spindle speeds
- Hardened and ground bed
- Adjustable taper roller spindle bearings
- Metric & Imperial thread cutting
- Powered longitudinal and cross feed
- Thread chasing dial
- 0.75kW / 1hp 240V motor
- Includes safety chuck guard, 3 & 4-Jaw chucks, face plate, steadies and a set of metric & imperial change gears

**GEARED
HEAD**

**POWERED
LONG & CROSS
FEEDS**

AL-320G
\$1,990 ex GST
\$2,189 inc GST (L141)

Stand (L142)
\$250 ex GST
\$275 inc GST



Spindle Speed Selectors
AL-320G



Feed Engage Lever
AL-320G



Directional Feed Control lever
AL-320G



Thread Chasing Dial
AL-320G

Includes:

- 3-Jaw Chuck ✓ 4-Jaw Chuck ✓ Face Plate ✓
Dead Centre ✓ Fixed & Travelling Steadies ✓
Thread Chasing Dial ✓ Rear Splash Guard ✓
Change Gears ✓ Safety Chuck Guard ✓ Spanners ✓

Optional Accessories:



MODEL		AL-50GA	AL-250G	AL-320G
ORDER CODE		L157	L149	L141
Tool Height to Suit	mm	10	16	12
Distance Between Centres	mm	500	500	600
Swing Over Bed	mm	230	250	320
Swing Over Cross Slide	mm	130	150	210
Centre Height	mm	115	125	160
Spindle Bore	mm	20	26	38
Spindle Nose	Type	Threaded	Fixed	Fixed
Bed Width	mm	115	140	160
Headstock Taper	MT	3	4	5
Tailstock Taper	MT	2	3	3
Cross Slide Travel	mm	115	145	200
Compound Slide Travel	mm	50	75	100
Leadscrew	Type	Imperial	Metric	Metric
Cross Feed (X)	mm/rev	-	0.017-0.187	0.022-0.15
Longitudinal Feed (Z)	mm/rev	0.1-0.2	0.035-0.375	0.1-1.4
Metric Thread Range	mm	0.5 - 3.0	0.25-2.5	0.5-4
Imperial Thread Range	TPI	8 - 56	-	9-48
Three Jaw Chuck Ø	mm	100	130	160
Four Jaw Chuck Ø	mm	190	Optional	200
Spindle Speeds	steps / rpm	6 (100-1800)	12 (80-1600)	12 (60-1600)
Motor Power / Voltage	kW / V	0.55 / 240	0.75 / 240	0.75 / 240
Shipping Dim. (LxWxH)	cm	103 x 58 x 54	122 x 65 x 65	137 x 73 x 73
Weight	kg	140	185	280
PRICE	ex GST	\$1,050	\$1,650	\$1,990
PRICE	inc GST	\$1,155	\$1,815	\$2,189

Centre Lathes


AL-335 300 x 910mm

- Gear driven headstock for quick change of spindle speeds
- Precision V-beds are induction hardened and ground, incorporated with rigid webbed castings
- Low voltage halogen work light
- Change gears for metric and imperial thread cutting
- Adjustable taper roller bearings support the spindle
- 9 spindle speeds (75-1400rpm)
- Quick-action gearbox for thread cutting and auto feeding
- D1-4 camlock spindle for quick and accurate chuck removal
- Powered longitudinal and cross feeds
- Removable gap bedway for larger diameter jobs
- Dual calibrated dials (except for saddle hand wheel)
- Chuck & change gear guards are fitted with micro switches
- Inching button is incorporated on the control panel for convenient spindle speed selection

AL-335
\$2,990 ex GST
\$3,289 inc GST (L183)



Enclosed Quick Change Gearbox AL-335



Cross & Long Feed Engagement Lever AL-335



Thread Chasing Dial AL-960B



Feed Engage Lever AL-960B

AL-960B 305 x 925mm

- Tool room quality lathe, Made in Taiwan & has been sold for over 25 years
- 2-Axis digital readout system (L237D)
- Gear driven headstock for quick change of spindle speeds
- Precision 'V'-beds are hardened and ground
- Adjustable taper roller bearings support the spindle
- Powered longitudinal and cross feeds
- 12 spindle speeds (70-1400rpm)
- Dual calibrated dials (except for saddle hand wheel)
- Quick-action norton gearbox for thread cutting & auto feeding
- Removable gap bedway for larger diameter jobs
- D1-4 camlock spindle for quick and accurate chuck removal

Made in
TAIWAN



AL-960B
\$3,850 ex GST
\$4,235 inc GST (L237)

AL-960B Digital Readout
\$4,550 ex GST
\$5,005 inc GST (L237D)



Centre Lathes

AL-336/D Series 300 x 900mm

- 2-Axis digital readout, quick change toolpost & leadscrew covers (AL-336D)
- Gear drive headstock for quick change of spindle speeds & feeds
- Precision 'V'-beds are hardened and ground
- Foot operated spindle brake with safety cut out switch
- Adjustable taper roller bearings support the spindle
- 18 spindle speeds (65-1810rpm)
- Powered longitudinal and cross feeds
- D1-4 camlock spindle for quick and accurate chuck removal
- Removable gap bed-way for larger diameter jobs
- Dual calibrated dials (except for saddle hand wheel)
- Enclosed quick action gearbox for thread cutting and auto feeding
- Chuck & change gear guards are fitted with micro switches
- Includes stand with slide-out chip tray, coolant system and work light



AL-336D DELUXE shown

AL-336
\$3,190 ex GST
\$3,509 inc GST (L682)


AL-336D DELUXE (DRO)
\$3,890 ex GST
\$4,279 inc GST (L682D)



Foot Brake
AL-336/D



Chuck Guard
AL-336/D



Leadscrew Covers
AL-336D only



Quick Change Toolpost
AL-336D only

Includes: AL-335, AL-960B, AL-336/D

- 3-Jaw Chuck with Reverse Jaws ✓ 4-Jaw Chuck ✓
- Face Plate ✓ Change Gears ✓ Dead Centre ✓ Stand ✓
- Fixed & Traveling Steadies ✓ Thread Chasing Dial ✓
- Rear Splash Guard ✓ Toolbox ✓ Safety Chuck Guard ✓

Optional Accessories:



MODEL		AL-335	AL-960B	AL-336 / AL-336D
ORDER CODE		L183	L237 / L237D	L682 / L682D
Digital Readout	Optional / ✓	Optional	Optional / ✓	Optional / ✓
Quick Change Toolpost	Optional / ✓	Optional	Optional / Optional	Optional / ✓
Leadscrew Covers	~ / ✓	~	~ / ~	~ / ✓
Tool Height to Suit	mm	12	12	12
Distance Between Centres	mm	910	925	900
Swing Over Bed	mm	300	305	300
Swing Over Gap	mm	450	450	450
Swing Over Cross Slide	mm	178	180	180
Centre Height	mm	150	152.5	150
Spindle Bore	mm	38	40	38
Camlock Spindle	size	D1-4	D1-4	D1-4
Bed Width	mm	180	190	180
Headstock Taper	MT	5	5	5
Tailstock Taper	MT	3	3	3
Cross Slide Travel	mm	170	170	170
Compound Slide Travel	mm	76	90	75
Leadscrew	Type	Imperial	Imperial	Imperial
Cross Feed (X)	mm/rev	0.014-0.344	0.03-1.04	0.009-0.236
Longitudinal Feed (Z)	mm/rev	0.05-1.29	0.06-2.08	0.04-1.22
Metric Thread Range	steps / mm	36 (0.4-7)	26 (0.25-7.5)	32 (0.4-7)
Imperial Thread Range	steps / TPI	36 (4-60)	40 (4-112)	36 (4-60)
Three Jaw Chuck Ø	mm	160	160	160
Four Jaw Chuck Ø	mm	200	200	200
Spindle Speeds	steps / rpm	9 (75-1400)	12 (70-1400)	18 (65-1810)
Motor Power	kW / hp	1.5/2	1.5/2	1.5/2
Voltage	V / Amp	240	240 / 15	240
Shipping Dim. (LxWxH)	cm	170 x 75 x 109	177 x 75 x 109	168 x 75 x 108
Weight	kg	490	455	595
PRICE	ex GST	\$2,990	\$3,850/\$4,550	\$3,190/\$3,890
PRICE	inc GST	\$3,289	\$4,235/\$5,005	\$3,509/\$4,279

Centre Lathes

AL-340D Series 356 x 1000mm

- 2-Axis digital readout system, quick change toolpost & leadscrew covers
- Gear drive headstock for quick change of spindle speeds
- Foot operated spindle brake with safety cut out switch
- Adjustable taper roller bearings support the spindle
- 1.5kW / 2hp 240V motor, 8 spindle speeds (70-2000rpm) (L179D)
- 1.5kW / 2hp 415V motor, 16 spindle speeds (35-2000rpm) (L179E)
- Dual calibrated feed dials
- Powered Longitudinal and cross feeds
- D1-4 camlock spindle for quick and accurate chuck removal
- Removable gap bed-way for larger diameter jobs
- Enclosed quick action gearbox for thread cutting and auto feeding
- Micro-adjustable length-stop on bed-way for accurate repetitive operation
- Precision 'V'-beds are hardened and ground, incorporating a rigid webbed casting



AL-340D 240V or 415V (DRO)
\$5,350 ex GST
 \$5,885 inc GST
 (L179D)
 (L179E)



Easson 2-Axis Digital Readout



Chuck Guard with Micro



Quick Change Toolpost



Leadscrew Covers



Coolant System & Work light

AL-540 Series 356 x 1000mm

- 2-Axis digital readout system
- Quick change toolpost & leadscrew covers
- Gear drive headstock for quick change of spindle speeds
- Cast iron stand increasing rigidity and reducing vibration
- Foot operated spindle brake with safety cut out switch
- Overload clutch mechanism on auto power feed
- 2.4kW / 3.2hp 415V motor, 16 spindle speeds 50-2000rpm (L186D)
- 2.4kW / 3.2hp 240V motor, 8 spindle speeds 100-2000rpm (L187D)
- Dual calibrated dials (except for saddle hand wheel)
- Powered longitudinal and cross feeds
- D1-4 camlock spindle for quick and accurate chuck removal
- Removable gap bed-way for larger diameter jobs
- Enclosed quick action gearbox for thread cutting and auto feeding
- Micro-adjustable length-stop on bed-way for accurate repetitive operation
- Precision 'V'-beds are hardened and ground, incorporating a rigid webbed casting



AL-540/A 415V or 240V (DRO)
\$6,350 ex GST
 \$6,985 inc GST
 (L186D)
 (L187D)



Centre Lathes

**51mm
BORE**

AL-356 Series 356 x 1000mm

- 2-Axis digital readout system
- Quick change toolpost & leadscrew covers
- Electronic infinitely variable spindle speed with digital readout (AL-356V)
- Foot operated spindle brake with safety cut out switch (AL-356)
- Foot operated cut out safety switch for electric motor (AL-356V)
- Dual calibrated dials (except for saddle hand wheel)
- Powered longitudinal and cross feeds
- D1-5 camlock spindle for quick and accurate chuck removal
- Removable gap bed-way for larger diameter jobs
- Enclosed quick action gearbox for thread cutting and auto feeding
- Precision 'V'-beds are hardened and ground, incorporating a rigid webbed casting



Includes: AL-340D, AL-540/A, AL-356, AL-356V

- 3-Jaw Chuck ✓ 4-Jaw Chuck ✓ Face Plate ✓ Change Gears ✓
- Dead Centre ✓ Fixed & Travelling Steadies ✓ Thread Chasing Dial ✓
- Lathe Stand ✓ Footbrake ✓ Coolant System with Flexible Hose ✓
- Work Light ✓ Slide out Swarf Tray ✓ Safety Chuck Guard ✓



AL-356 240V or 415V

\$5,750 ex GST
\$6,325 inc GST (L564D)
(L564E)

AL-356V - Variable Speed

\$6,350 ex GST
\$6,985 inc GST (L565D)

Optional Accessories:



MODEL		AL-340D	AL-540A / AL-540	AL-356	AL-356V
ORDER CODE		L179D / L179E	L187D / L186D	L564D / L564E	L565D
Digital Readout	Opt. / ✓	✓	✓	✓	✓
Quick Change Toolpost	Opt. / ✓	✓	✓	✓	✓
Leadscrew Covers	~ / ✓	✓	✓	✓	✓
Tool Height to Suit	mm	16	16	16	16
Distance Between Centres	mm	1000	1000	1000	1000
Swing Over Bed	mm	356	356	356	356
Swing Over Gap	mm	515	506	476	476
Swing Over Cross Slide	mm	220	220	224	224
Centre Height	mm	178	178	178	178
Spindle Bore	mm	39	38	51	51
Camlock Spindle	size	D1-4	D1-4	D1-5	D1-5
Bed Width	mm	187	206	187	187
Headstock Taper	MT	5	5	6	6
Tailstock Taper	MT	3	3	4	4
Cross Slide Travel	mm	160	180	160	160
Compound Slide Travel	mm	68	100	68	68
Leadscrew	Type	Metric	Metric	Metric	Metric
Cross Feed (X)	mm-inch/rev	0.018-0.583	0.015-0.220	0.022-0.298	0.022-0.298
Longitudinal Feed (Z)	mm-inch/rev	0.082-2.711	0.043-0.653	0.078-1.044	0.078-1.044
Metric Thread Range	steps / mm	32 (0.4-7.0)	39 (0.45-7.5)	32 (0.45-10)	32 (0.45-10)
Imperial Thread Range	steps / TPI	32 (4-56)	28 (4-112)	20 (2-1/4 - 40)	20 (2-1/4 - 40)
Three Jaw Chuck Ø	mm	160	160	200	200
Four Jaw Chuck Ø	mm	200	200	200	200
Spindle Speeds	steps / rpm	8 (70-2000) / 16 (35-2000)	8 (100-2000) / 16 (50-2000)	8 (70-1900) / 16 (35-1900)	Variable (40-1800)
Motor Power	kW / hp	1.5 / 2	2.4 / 3.2	1.8 / 2.4	1.5 / 2
Voltage	V / Amp	240 / 415	240 (15A) / 415	240 (15A) / 415	240
Shipping Dim. (LxWxH)	cm	193 x 76 x 145	195 x 76 x 148 / 195 x 76 x 148	194 x 76 x 152	194 x 76 x 152
Weight	kg	650	880	650	650
PRICE	ex GST	\$5,350 / \$5,350	\$6,350 / \$6,350	\$5,750 / \$5,750	\$6,350
PRICE	inc GST	\$5,885 / \$5,885	\$6,985 / \$6,985	\$6,325 / \$6,325	\$6,985

Centre Lathes

AL-1000 Series 356 x 1000mm

- 2-Axis digital readout system
- Tool room quality precision lathe, Made in Taiwan
- Gear drive headstock for quick change of spindle speeds
- Foot operated spindle brake with safety cut out switch
- Change gears for metric and imperial thread cutting
- Powered longitudinal cross feeds
- Dual calibrated dials (except for saddle hand wheel)
- Removable gap bed-way for larger diameter jobs
- D1-4 camlock spindle for quick and accurate chuck removal
- Enclosed quick action gearbox for thread cutting and auto feeding
- Precision 'V'-beds are hardened and ground, incorporating a rigid webbed casting

Made in
TAIWAN



AL-1000C DRO 240V
\$6,990 ex GST
\$7,689 inc GST (L240D)

AL-1000D DRO 415V
\$7,250 ex GST
\$7,975 inc GST (L242D)



Includes:

- 3-Jaw Chuck ✓ 4-Jaw Chuck ✓ Face Plate ✓ Change Gears ✓
- Dead Centre ✓ Fixed & Travelling Steadies ✓ Thread Chasing Dial ✓
- Lathe Stand ✓ Footbrake ✓ Coolant System with Flexible Hose ✓
- Slide out Swarf Tray ✓ Safety Chuck Guard ✓

CL-38A 410 x 1000mm

52mm
BORE

- 2-Axis digital readout system & quick change toolpost
- Triple bearings supporting headstock spindle
- Precision hardened & ground 'V'-beds & headstock gears
- One piece cast iron base increases rigidity
- Foot operated spindle brake with safety cut out switch
- 250mm wide induction hardened heavy duty cast iron bed
- Removable gap bed allowing work piece to swing up to 580mm
- Powered longitudinal and cross feeds
- Lubrication pump on saddle oiling slides
- Universal enclosed gearbox with metric & imperial thread capabilities

Includes:

- 3-Jaw Chuck ✓ 4-Jaw Chuck ✓ Face Plate ✓ Footbrake ✓
- Safety Chuck Guard ✓ Fixed & Traveling Steadies ✓ Dead Centre ✓
- Thread Chasing Dial ✓ Work Light ✓ Rear Splash Guard ✓
- Spindle Reducing Bush ✓ Coolant System ✓
- Quick Change Toolpost ✓ Leadscrew Cover ✓

CL-38A Digital Readout
\$8,700 ex GST
\$9,570 inc GST (L191D)



1-Shot Slide-Way Lubrication
CL-38A



Quick Action Feed Gearbox
CL-38A

Centre Lathes

CL-40B 460 x 1000mm

CL-60B 460 x 1500mm

- 2-Axis digital readout system & quick change toolpost
- Taper turning attachment fitted to saddle
- Triple bearings supporting headstock spindle
- Precision hardened & ground 'V'-beds & headstock gears
- One piece cast iron base increases rigidity
- Foot operated spindle brake with safety cut out switch
- 300mm wide induction hardened heavy duty cast iron bed
- Removable gap bed allowing work piece to swing up to 690mm
- Lubrication pump on saddle oiling slides
- Powered longitudinal and cross feeds
- Universal enclosed gearbox, metric & imperial thread capabilities
- 4 position length-stop mechanism for accurate repetitive operation
- Chuck & change gear guards are fitted with micro switches

**80mm
BORE**
CL-40B Digital Readout
\$12,250 ex GST
\$13,475 inc GST (L601D)

CL-60B Digital Readout
\$13,250 ex GST
\$14,575 inc GST (L605D)


Includes: CL-40B, CL-60B

- 3-Jaw Chuck ✓ 4-Jaw Chuck ✓ Face Plate ✓ Footbrake ✓
 Safety Chuck Guard ✓ Fixed & Traveling Steadies ✓ Dead Centre ✓
 Thread Chasing Dial ✓ Work Light ✓ Leadscrew Cover ✓ Rear Splash Guard ✓
 Spindle Reducing Bush ✓ Coolant System ✓ Quick Change Toolpost ✓

MODEL		AL-1000C	AL-1000D	CL-38A	CL-40B	CL-60B
ORDER CODE		L240D	L242D	L191D	L601D	L605D
Digital Readout	Optional / ✓	✓	✓	✓	✓	✓
Quick Change Toolpost	Optional / ✓	Optional	Optional	✓	✓	✓
Taper Turning Attachment	- / ✓	-	-	-	✓	✓
Tool Height to Suit	mm	16	16	20	25	25
Distance Between Centres	mm	1000	1000	1000	1000	1500
Swing Over Bed / Swing Over Gap	mm	356 / 516	356 / 516	410 / 580	460 / 690	460 / 690
Swing Over Cross Slide	mm	225	225	255	270	270
Centre Height	mm	178	178	205	230	230
Spindle Bore	mm	40	40	52	80	80
Camlock Spindle	size	D1-4	D1-4	D1-6	D1-8	D1-8
Bed Width	mm	190	190	250	300	300
Headstock Taper	MT	5	5	6	6	6
Tailstock Taper	MT	3	3	4	4	4
Cross Slide Travel	mm	175	175	210	290	290
Compound Slide Travel	mm	100	100	140	140	140
Leadscrew	Type	Imperial	Metric	Metric	Metric	Metric
Cross Feed (X)	mm/rev	0.0008"-0.15"	0.33-0.468	0.025-0.85	0.014-0.784	0.014-0.784
Longitudinal Feed (Z)	mm/rev	0.0016"-0.30"	0.66-0.936	0.05-1.7	0.031-1.70	0.031-1.70
Metric Thread Range	steps / mm	30 (0.4-7.0)	30 (0.4-7.0)	39 (0.2-14)	41 (0.1-14)	41 (0.1-14)
Imperial Thread Range	steps / TPI	32 (4-56)	32 (4-56)	45 (2-72)	60 (2-112)	60 (2-112)
Three Jaw Chuck Ø	mm	160	160	200	250	250
Four Jaw Chuck Ø	mm	200	200	250	320	320
Spindle Speeds	steps / rpm	9 (82-2000)	18 (50-2000)	16 (45-1800)	12 (25-1700)	12 (25-1700)
Motor Power	kW / hp	1.5 / 2	2.25 / 3	3.3 / 4.5	5.5 / 7.5	5.5 / 7.5
Voltage	V	240 / 15	415	415	415	415
Shipping Dim. (LxWxH)	cm	185 x 76 x 150	185 x 76 x 150	260 x 90 x 165	228 x 115 x 165	280 x 115 x 165
Weight	kg	700	700	1550	2000	2150
PRICE	ex GST	\$6,990	\$7,250	\$8,700	\$12,250	\$13,250
PRICE	inc GST	\$7,689	\$7,975	\$9,570	\$13,475	\$14,575

■ Tool Room Centre Lathes

■ TM-1740G 430 x 1000mm

■ TM-1960G 480 x 1500mm

Made in
TAIWAN

- 2-Axis digital readout system
- Triple bearings supporting headstock spindle
- Precision hardened & ground 'V'-beds & headstock gears
- One piece cast iron base increases rigidity
- High quality one-piece Meehanite cast base increases rigidity
- Foot operated spindle brake with safety cut out switch
- 300mm wide induction hardened heavy duty cast iron bed
- Powered longitudinal and cross feeds
- 4 position length-stop mechanism for accurate repetitive operation
- Universal enclosed gearbox with metric & imperial thread capabilities
- Lubrication pump on saddle oiling slides

■ Includes:

- 3-Jaw Chuck ✓ 4-Jaw Chuck ✓ Face Plate ✓ Footbrake ✓ Safety Chuck Guard ✓
Fixed & Traveling Steadies ✓ Dead Centre ✓ Thread Chasing Dial ✓ Work Light ✓
Rear Splash Guard ✓ Spindle Reducing Bush ✓ Coolant System ✓



TM-1740G Digital Readout
\$14,500 ex GST
\$15,950 inc GST (L632D)

TM-1960G Digital Readout
\$16,500 ex GST
\$18,150 inc GST (L634D)



Feed System with Overload Protection



Adjustable Feed Knockout

Made in
TAIWAN

■ CHAMPION 390 x 762mm

■ CHAMPION 390 x 1250mm

- 2-Axis digital readout system
- Quick change toolpost (L252D only)
- Stainless steel leadscrew cover
- Sliding toolpost guard deflects swarf into tray (L252D only)
- High quality construction, made in Taiwan by the (OEM) manufacturer, one of Europe's leading brands
- Precision hardened & ground V-beds & headstock gears
- 16 spindle speeds (25-2000rpm) in geometric progression
- Foot operated spindle brake with safety cut out switch
- Powered longitudinal and cross feeds
- Lubrication pump on saddle oiling slides
- Slide out swarf tray for easy access cleaning
- 270mm wide induction hardened heavy duty cast iron bed
- Removable gap bed allowing work piece to swing up to Ø610mm
- Universal enclosed gearbox with wide range of metric & imperial thread capabilities
- Clutch in apron enabling pressure adjustment for feeding in both axis
- Includes safety interlocked chuck guard, low voltage halogen work light & coolant system



(L254D) shown

CHAMPION 390 x 762mm
\$17,950 ex GST
\$19,745 inc GST (L252D)

CHAMPION 390 x 1250mm
\$17,950 ex GST
\$19,745 inc GST (L254D)



Universal Gearbox



Geometric Progression Speed Selector

Tool Room Centre Lathe

CHAMPION CSS 390 x 1250mm

- 2-Axis digital readout system
- Constant surface speed cutting - auto spindle acceleration
- High quality construction, made in Taiwan by the (OEM) manufacturer, one of Europe's leading brands
- Precision induction hardened & ground V-beds & headstock gears
- Infinitely variable spindle speeds 18-2500rpm via Yaskawa varispeed, low noise inverter drive
- Dual braking system - electromagnetic plus mechanical footbrake for safety
- Lubrication pump on saddle oiling slides
- Slide out swarf tray for easy access cleaning
- Removable gap bed allowing a swing up to Ø610mm
- Universal enclosed gearbox with wide range of metric & imperial thread capabilities
- Clutch in apron enabling pressure adjustment for feeding in both axis



**CONSTANT
SURFACE
SPEED**

CHAMPION CSS - (DRO)
\$25,000 ex GST
\$27,500 inc GST (L255VS)

**Made in
TAIWAN**



Constant Surface Speed
CHAMPION CSS



40 Position Quick Change
Toolpost (Optional)

MODEL		TM-1740G	TM-1960G	CHAMPION	CHAMPION	CHAMPION
ORDER CODE		L632D	L634D	L252D	L254D	L255VS
Digital Readout	Opt. / ✓	✓	✓	✓	✓	✓
Quick Change Toolpost	Opt. / ✓	Optional	Optional	✓	Optional	Optional
Leadscrew Covers	~ / ✓	~	~	✓	✓	✓
Constant Surface Speed	~ / ✓	~	~	~	~	✓
Tool Height to Suit	mm	25	25	25	20	20
Distance Between Centres	mm	1000	1500	762	1250	1250
Swing Over Bed	mm	430	480	390	390	390
Swing Over Gap	mm	650	690	610	610	610
Swing Over Cross Slide	mm	235	275	240	240	240
Centre Height	mm	215	240	195	195	195
Spindle Bore	mm	78	78	54	54	54
Camlock Spindle	size	D1-8	D1-8	D1-6	D1-6	D1-6
Bed Width	mm	300	300	270	270	270
Headstock Taper	MT	7	7	6	6	6
Tailstock Taper	MT	4	4	4	4	4
Cross Slide Travel	mm	250	250	230	230	230
Compound Slide Travel	mm	125	125	120	120	120
Leadscrew	Type	Metric	Metric	Metric	Metric	Metric
Cross Feed (X)	mm/rev	0.02-0.4	0.02-0.4	0.02-0.50	0.02-0.50	0.02-0.50
Longitudinal Feed (Z)	mm/rev	0.05-0.82	0.05-0.82	0.040-1.00	0.040-1.00	0.040-1.00
Metric Thread Range	steps / mm	17 (0.5-7)	17 (0.5-7)	39 (0.2-14)	39 (0.2-14)	39 (0.2-14)
Imperial Thread Range	steps / TPI	39 (4-56)	39 (4-56)	45 (2-72)	45 (2-72)	45 (2-72)
Three Jaw Chuck Ø	mm	275	275	250	232	232
Four Jaw Chuck Ø	mm	320	320	250	250	250
Spindle Speeds	steps / rpm	12 (40-2000)	12 (40-2000)	16 (25-2000)	16 (25-2000)	Variable (18-2500)
Motor Power	kW / hp	5.5/7.5	5.5/7.5	5.5/7.5	5.5/7.5	5.5/7.5
Voltage	V	415	415	415	415	415
Shipping Dim. (LxWxH)	cm	223x106x162	279x106x162	203x102x175	251x102x175	251x102x175
Weight	kg	1910	2250	1200	1500	1500
PRICE	ex GST	\$14,500	\$16,500	\$17,950	\$17,950	\$25,000
PRICE	inc GST	\$15,950	\$18,150	\$19,745	\$19,745	\$27,500

Includes: CHAMPION

- 3-Jaw Chuck ✓ 4-Jaw Chuck ✓ Face Plate ✓
- Fixed & Travelling Steadies ✓ Dead Centre ✓
- Work Light ✓ Thread Chasing Dial ✓
- Footbrake ✓ Spindle Reducing Bush ✓
- Coolant System ✓ Rear Splash Guard ✓
- Safety Interlocked Chuck Guard ✓

Optional Accessories:



p52



p62



p59

Centre Lathes

CL-68A Digital Readout
\$14,500 ex GST
\$15,950 inc GST (L625D)

CL-68A 510 x 1500mm


- 2-Axis digital readout system & quick change toolpost
- Taper turning attachment fitted to saddle
- Triple bearings supporting headstock spindle
- One piece cast iron base increases rigidity
- Powered longitudinal and cross feeds
- Lubrication pump on saddle oiling slides
- Dual calibrated dials with metric & imperial graduations
- Foot operated spindle brake with safety cut out switch
- Precision hardened & ground 'V'-beds & headstock gears
- 350mm wide induction hardened heavy duty cast iron bed
- Removable gap bed allowing work piece to swing up to 735mm
- 4 position length-stop mechanism for accurate repetitive operation
- Universal enclosed gearbox with metric & imperial thread capabilities
- Includes safety chuck guard, leadscrew cover, low voltage halogen work light & coolant system




Chuck Guard with Micro
CL-68A, CK-80



Taper Turning Attachment
CL-68A, CK-80



Longitudinal Feed Knockout
CL-68A, CK-80



Feed System with Overload
Protection CL-68A, CL-75

CL-75 Digital Readout
\$16,750 ex GST
\$18,425 inc GST (L626D)

CL-75 560 x 2000mm

- 2-Axis digital readout system & quick change toolpost
- Taper turning attachment fitted to saddle
- Triple bearings supporting headstock spindle
- Powered longitudinal and cross feeds
- Lubrication pump on saddle oiling slides
- One piece cast iron base increases rigidity
- Dual calibrated dials with metric & imperial graduations
- Foot operated spindle brake with safety cut out switch
- 350mm wide induction hardened heavy duty cast iron bed
- Precision hardened & ground 'V'-beds & headstock gears
- Removable gap bed allowing work piece to swing up to 785mm
- 4 position length-stop mechanism for accurate repetitive operation
- Universal enclosed gearbox with metric & imperial thread capabilities
- Includes safety chuck guard, leadscrew cover, low voltage halogen work light & coolant system



Centre Lathes

CK-80 500 x 2000mm

- 2-Axis digital readout system & quick change toolpost
- Taper turning attachment fitted to saddle
- Triple bearings supporting headstock spindle
- Powered longitudinal and cross feeds
- X & Z axis rapid traverse selection lever @ 4.5m/min
- Lubrication pump on saddle oiling slides
- Foot operated spindle brake with safety cut out switch
- 405mm wide induction hardened heavy duty cast iron bed
- Precision hardened & ground 'V'-beds & headstock gears
- 6 position length-stop mechanism for accurate repetitive operation
- Universal enclosed gearbox with metric & imperial thread capabilities
- Removable gap bed allowing work piece to swing up to 720mm
- Includes safety chuck guard, leadscrew covers, low voltage halogen work light & coolant system

**RAPID
TRAVERSE
X & Z**

CK-80 Digital Readout
\$17,500 ex GST
\$19,250 inc GST (L662D)



Feed Lever with Rapid Traverse
CK-80



Taper Turning Attachment
CK-80



Quick Change Toolpost
CK-80



Longitudinal Feed Knockout
CK-80

Includes: CL-68A, CL-75, CK-80

- 3-Jaw Chuck ✓ 4-Jaw Chuck ✓ Face Plate ✓
Fixed & Travelling Steadies ✓ Dead Centre ✓ Footbrake ✓
Thread Chasing Dial ✓ Coolant System ✓ Work Light ✓
Rear Splash Guard ✓ Spindle Reducing Bush ✓
Quick Change Toolpost ✓ Safety Chuck Guard ✓

Optional Accessories:



p52



p62



p59



p58

MODEL		CL-68A	CL-75	CK-80
ORDER CODE		L625D	L626D	L662D
Digital Readout	Optional / ✓	✓	✓	✓
Quick Change Toolpost	Optional / ✓	✓	✓	✓
Taper Turning Attachment	~ / ✓	✓	✓	✓
Tool Height to Suit	mm	25	25	25
Distance Between Centres	mm	1500	2000	2000
Swing Over Bed	mm	510	560	500
Swing Over Gap	mm	735	785	720
Swing Over Cross Slide	mm	305	350	310
Centre Height	mm	255	280	250
Spindle Bore	mm	80	80	80
Camlock Spindle	size	D1-8	D1-8	D1-8
Bed Width	mm	350	350	405
Headstock Taper	MT	7	7	7
Tailstock Taper	MT	5	5	5
Cross Slide Travel	mm	316	316	310
Compound Slide Travel	mm	130	130	145
Leadscrew	Type	Metric	Metric	Metric
Cross Feed (X)	mm/rev	0.020-0.573	0.020-0.573	0.027-1.07
Longitudinal Feed (Z)	mm/rev	0.059-1.646	0.59-1.646	0.063-2.52
Metric Thread Range	steps / mm	41 (0.2-14)	47 (0.2 - 14)	22 (1-14)
Imperial Thread Range	steps / TPI	60 (2-112)	60 (2-112)	28 (2-28)
Three Jaw Chuck Ø	mm	315	315	315
Four Jaw Chuck Ø	mm	350	350	350
Spindle Speeds	steps / rpm	12 (25-1600)	12 (25-1600)	12 (36-1600)
Motor Power	kW / hp	7.5/10	7.5/10	9/12
Voltage	V	415	415	415
Shipping Dim. (LxWxH)	cm	290 x 115 x 165	340 x 115 x 165	363 x 115 x 198
Weight	kg	2700	3000	3400
PRICE	ex GST	\$14,500	\$16,750	\$17,500
PRICE	inc GST	\$15,950	\$18,425	\$19,250

Centre Lathes

CK-100 660 x 2000mm


CK-100 660 x 3000mm

- 2-Axis digital readout system & quick change toolpost
- Taper turning attachment fitted to saddle
- Triple bearings supporting headstock spindle
- Powered longitudinal and cross feeds
- Lubrication pump on saddle oiling slides
- Foot operated spindle brake with safety cut out switch
- 405mm wide induction hardened heavy duty cast iron bed
- Precision hardened & ground 'V'-beds & headstock gears
- 6 position length-stop mechanism for accurate repetitive operation
- Universal enclosed gearbox with metric & imperial thread capabilities
- Removable gap bed allowing work piece to swing up to 870mm
- Includes chuck guard, leadscrew cover, low voltage halogen work light & coolant system
- **NOTE: 3 Metre model (L666D) is supplied with a travelling rear splash guard**

**105mm
BORE**

CK-100 660 x 2000mm
\$19,500 ex GST
\$21,450 inc GST (L664D)

CK-100 660 x 3000mm
\$22,950 ex GST
\$25,245 inc GST (L666D)



Tailstock with Crank Handle
CL-100A



Taper Turning Attachment
CK-100, CL-100A



Joystick Feed Control with
Rapid CK-100, CL-100A



Quick Change Toolpost
CK-100, CL-100A

CL-100A 660 x 2000mm

CL-100A 660 x 3000mm

- 2-Axis digital readout system & quick change toolpost
- Taper turning attachment fitted to saddle
- Triple bearings supporting headstock spindle
- Powered longitudinal and cross feeds
- Lubrication pump on saddle oiling slides
- One piece cast iron base increases rigidity
- Foot operated spindle brake with safety cut out switch
- 400mm wide induction hardened heavy duty cast iron bed
- Precision hardened & ground 'V'-beds & headstock gears
- Removable gap bed allowing work piece to swing up to 900mm
- Heavy duty tailstock with rack & pinion crank handle
- Universal enclosed gearbox with metric & imperial thread capabilities
- Includes chuck guard, low voltage halogen work light & coolant system

**105mm
BORE**

CL-100A 660 x 2000mm
\$20,500 ex GST
\$22,550 inc GST (L627D)

CL-100A 660 x 3000mm
\$24,500 ex GST
\$26,950 inc GST (L628D)



Tool Room Centre Lathes

TM-2680G 660 x 2000mm

TM-26120G 660 x 3000mm

- 2-Axis digital readout system
- Triple bearings supporting headstock spindle
- Foot operated spindle brake with safety cut out switch
- 400mm wide induction hardened heavy duty cast iron bed
- One-piece Meehanite cast base increases rigidity
- Precision hardened & ground 'V'-beds & headstock gears
- Rapid traverse buttons mounted to saddle for Z-Axis
- Lubrication pump on saddle oiling slides
- Removable gap bed allowing work piece to swing up to 890mm
- 4 position length-stop mechanism for accurate repetitive operation
- Universal enclosed gearbox with metric & imperial thread capabilities
- Includes low voltage halogen work light & coolant system

**115mm
BORE**
**Made in
TAIWAN**
TM-2680G Digital Readout
\$26,950 ex GST
\$29,645 inc GST (L639D)

TM-26120G Digital Readout
\$30,950 ex GST
\$34,045 inc GST (L642D)


Longitudinal Feed Knockout
TM-2680G & TM-26120G



Rapid Feed on Saddle
TM-2680G & TM-26120G

Includes: CK-100, CL-100A, TM-2680G, TM-26120G

- 3-Jaw Chuck ✓ 4-Jaw Chuck ✓
- Face Plate ✓ Fixed & Travelling Steadies ✓
- Dead Centre ✓ Work Light ✓
- Thread Chasing Dial ✓ Footbrake ✓
- Rear Splash Guard ✓ Coolant System ✓
- Spindle Reducing Bush ✓ Quick Change Toolpost (excluding TM Series) ✓

Optional Accessories:



MODEL		CK-100	CL-100A	TM-2680G/26120G
ORDER CODE		L664D / L666D	L627D / L628D	L639D / L642D
Digital Readout	Opt. / ✓	✓	✓	✓
Quick Change Toolpost	Opt. / ✓	✓	✓	Optional
Taper Turning Attachment	- / ✓	✓	✓	-
Tool Height to Suit	mm	25	25	30
Distance Between Centres	mm	2000 / 3000	2000 / 3000	2000 / 3000
Swing Over Bed	mm	660	660	660
Swing Over Gap	mm	870	900	890
Swing Over Cross-Slide	mm	420	440	438
Centre Height	mm	330	330	330
Spindle Bore	mm	105	105	115
Camlock Spindle	size	D1-8	D1-8	D1-11
Bed Width	mm	405	400	400
Headstock Taper	MT	7	7	7
Tailstock Taper	MT	5	5	5
Cross Slide Travel	mm	310	368	375
Compound Slide Travel	mm	145	230	200
Leadscrew	Type	Metric	Metric	Metric
Cross Feed (X)	mm/rev	0.027-1.07	0.044-1.48	0.02-0.4
Longitudinal Feed (Z)	mm/rev	0.063-2.52	0.022-0.74	0.05-0.82
Metric Thread Range	steps/mm	22 (1-14)	54 (0.45-120)	24 (0.5-14)
Imperial Thread Range	steps/TPI	28 (2-28)	54 (7/16-80)	44 (2-56)
Three Jaw Chuck Ø	mm	325	325	310
Four Jaw Chuck Ø	mm	400	400	400
Spindle Speeds	steps/rpm	12 (36-1600)	16 (25-1600)	12 (12-1200)
Motor Power	kW/hp	9/12	7.5/10	11.25/15
Voltage	V	415	415	415
Shipping Dim. (LxWxH)	cm	363/463 x 115 x 215	377/477 x 115 x 184	361/485 x 115 x 194
Weight	kg	3600 / 4380	3200 / 3700	3200 / 4000
PRICE	ex GST	\$19,500/\$22,950	\$20,500/\$24,500	\$26,950/\$30,950
PRICE	inc GST	\$21,450/\$25,245	\$22,550/\$26,950	\$29,645/\$34,045

■ TM-Series - Heavy Duty Centre Lathes - Big Swing



- 2-Axis digital readout system
- Rapid longitudinal & cross traverse
- Triple bearings supporting headstock spindle
- Precision hardened & ground 'V'-beds & headstock gears
- Universal gearbox with metric & imperial thread capabilities
- Tailstock includes high/low speed selection lever & ball bearing slides
- Automatic & manual slideway lubrication system
- High tensile one piece cast iron ribbed bed for superior rigidity
- Adjustable 4 position length-stop mechanism

■ Includes:

- 3-Jaw Chuck ✓ 4-Jaw Chuck ✓ Face Plate ✓
- Fixed & Travelling Steadies ✓ Dead Centre ✓
- Thread Chasing Dial ✓ Coolant System ✓ Work Light ✓
- Rear Splash Guard ✓ Spindle Reducing Bush ✓

MODEL		TM-33130HDX	TM-33170HDX	TM-37130HDX	TM-37170HDX	TM-41170HDX	TM-41210HDX
ORDER CODE		L645D	L646D	~	~	~	~
Digital Readout	Optional / ✓	✓	Optional	Optional	Optional	Optional	Optional
Quick Change Toolpost	Optional / ✓	Optional	Optional	Optional	Optional	Optional	Optional
Taper Turning Attachment	- / ✓	Optional	Optional	Optional	Optional	Optional	Optional
Distance Between Centres	mm	3310	4310	3310	4310	4310	5310
Swing Over Bed	mm	860	860	960	960	1060	1060
Swing Over Gap	mm	1000	1000	1100	1100	1200	1200
Swing Over Cross Slide	mm	620	620	720	720	820	820
Centre Height	mm	430	430	480	480	530	530
Spindle Bore	mm	153 (230 opt.)	153 (230 opt.)	153 (230 opt.)	153 (230 opt.)	153 (230 opt.)	153 (230 opt.)
Camlock Spindle	size	A2-11	A2-11	A2-11	A2-11	A2-11	A2-11
Bed Width	mm	510	510	510	510	510	510
Headstock Taper	MT	7	7	7	7	7	7
Tailstock Taper	MT	6	6	6	6	6	6
Cross Slide Travel	mm	480	480	480	480	480	480
Compound Slide Travel	mm	330	330	330	330	330	330
Leadscrew	Type	Metric	Metric	Metric	Metric	Metric	Metric
Cross Feed (X)	mm/rev	0.025-0.35	0.025-0.35	0.025-0.35	0.025-0.35	0.025-0.35	0.025-0.35
Longitudinal Feed (Z)	mm/rev	0.05-0.7	0.05-0.7	0.05-0.7	0.05-0.7	0.05-0.7	0.05-0.7
Metric Thread Range	mm	(0.8-14mm)	(0.8-14mm)	(0.8-14mm)	(0.8-14mm)	(0.8-14mm)	(0.8-14mm)
Imperial Thread Range	TPI	(2-28TPI)	(2-28TPI)	(2-28TPI)	(2-28TPI)	(2-28TPI)	(2-28TPI)
Three Jaw Chuck Ø	mm	400	400	400	400	400	400
Four Jaw Chuck Ø	mm	500	500	500	500	500	500
Spindle Speeds	steps / rpm	12 (8-700)	12 (8-700)	12 (8-700)	12 (8-700)	12 (8-700)	12 (8-700)
Motor Power	kW / hp / V	15 / 20 / 415	15 / 20 / 415	15 / 20 / 415	15 / 20 / 415	15 / 20 / 415	15 / 20 / 415
Shipping Dim. (LxWxH)	cm	550 x 200 x 190	650 x 200 x 190	550 x 200 x 190	650 x 200 x 190	650 x 200 x 190	750 x 200 x 190
Weight	kg	6800	7600	6800	7600	7600	8400
PRICE	ex GST	\$54,950	\$62,500	POA	POA	POA	POA
PRICE	inc GST	\$60,445	\$68,750	POA	POA	POA	POA

Safety Chuck Guards

Lathe Chuck Guards

- Complete with mounting bracket, micro switch, and wiring for 12V or 24V
- Retro fits to all centre or bench lathes



SUITS Centre Height	SUITS 3-Jaw	SUITS 4-Jaw	ORDER CODE	ex GST	inc GST
178mm	160mm	200mm	G610	\$150	\$165
203mm	200mm	250mm	G612	\$220	\$242
254mm	315mm	350mm	G614	\$270	\$297
330mm	315mm	400mm	G616	\$350	\$385

Mill/Drill Guard


- Universal guard can be fitted to drill or mill drill
- Complete with mounting bracket, micro switch & wiring to suit 12 or 24V



ORDER CODE	ex GST	inc GST
G601	\$59	\$64.90

Turret Mill Guards

- Universal guards can be fitted to turret mill heads
- Complete with mounting bracket, micro switch & wiring to suit 12 or 24V



SUITS MILL HEAD	ORDER CODE	ex GST	inc GST
Belt Drive Head	G603	\$270	\$297
Variable Speed Head	G605	\$270	\$297

Lathe Leadscrew Cover Kits

LSGC-1000 & LSG Series

- Exposed rotating leadscrew shafts on lathes now can be guarded with the new release of LSG covers.
- Suitable for bench & centre lathes
- Metal concertina covers resistant to swarf and shavings (LSGC-1000)
- Nylon material curtains resistant to swarf and shavings (LSG Series)
- Ease of installation - shafts do not need to be removed (LSG Series)
- Includes 1 set of standard brackets, that may require modification to suit your machine




LSGC-1000 KIT




MODEL	SUITS Distance Between Centres	ORDER CODE	ex GST	inc GST
LSGC-1000	Up to 1000mm	G659	\$360	\$396

LSG-1000, LSG-1500, LSG-2000 KITS



LSG-3000 KIT



MODEL	SUITS Distance Between Centres	ORDER CODE	ex GST	inc GST
LSG-1000	Up to 1000mm	G660	\$1,260	\$1,386
LSG-1500	Up to 1500mm	G662	\$1,330	\$1,463
LSG-2000	Up to 2000mm	G664	\$1,390	\$1,529
LSG-3000	Up to 3000mm	G666	\$1,660	\$1,826



Industrial Jobber Drill Packs

- HSS M2 ground flutes
- 118° split point



Size	Qty	CODE	ex GST	inc GST
1.0mm	6	D8010	\$9	\$9.90
1.5mm	6	D8015	\$9	\$9.90
2.0mm	6	D8020	\$9	\$9.90
2.5mm	6	D8025	\$9	\$9.90
3.0mm	6	D8030	\$9	\$9.90
3.5mm	6	D8035	\$9	\$9.90
4.0mm	6	D8040	\$9	\$9.90
4.5mm	6	D8045	\$9	\$9.90
5.0mm	5	D8050	\$9	\$9.90
5.5mm	5	D8055	\$9	\$9.90
6.0mm	5	D8060	\$9	\$9.90
6.5mm	5	D8065	\$9	\$9.90
7.0mm	4	D8070	\$9	\$9.90
7.5mm	4	D8075	\$9	\$9.90
8.0mm	3	D8080	\$9	\$9.90
8.5mm	3	D8085	\$9	\$9.90
9.0mm	2	D8090	\$9	\$9.90
9.5mm	2	D8095	\$9	\$9.90
10.0mm	2	D8100	\$9	\$9.90
10.5mm	2	D8105	\$9	\$9.90
11.0mm	1	D8110	\$9	\$9.90
11.5mm	1	D8115	\$9	\$9.90
12.0mm	1	D8120	\$9	\$9.90
12.5mm	1	D8125	\$9	\$9.90

Morse Taper Shank Drills - HSS



O(mm)	TAPER	CODE	ex GST	inc GST	O(mm)	TAPER	CODE	ex GST	inc GST
12.5	1MT	D300	\$13	\$14.30	26	3MT	D327	\$47	\$51.70
13	1MT	D301	\$13	\$14.30	26.5	3MT	D328	\$47	\$51.70
13.5	1MT	D302	\$15	\$16.50	27	3MT	D329	\$48	\$52.80
14	1MT	D303	\$17	\$18.70	27.5	3MT	D330	\$49	\$53.90
14.5	2MT	D304	\$17	\$18.70	28	3MT	D331	\$50	\$55.00
15	2MT	D305	\$18	\$19.80	28.5	3MT	D332	\$52	\$57.20
15.5	2MT	D306	\$18	\$19.80	29	3MT	D333	\$58	\$63.80
16	2MT	D307	\$19	\$20.90	29.5	3MT	D334	\$58	\$63.80
16.5	2MT	D308	\$20	\$22.00	30	3MT	D335	\$67	\$73.70
17	2MT	D309	\$20	\$22.00	30.5	3MT	D336	\$67	\$73.70
17.5	2MT	D310	\$20	\$22.00	31	3MT	D337	\$76	\$83.60
18	2MT	D311	\$22	\$24.20	31.5	3MT	D338	\$76	\$83.60
18.5	2MT	D312	\$22	\$24.20	32	4MT	D339	\$85	\$93.50
19	2MT	D313	\$23	\$25.30	32.5	4MT	D340	\$89	\$97.90
19.5	2MT	D314	\$25	\$27.50	33	4MT	D341	\$99	\$108.90
20	2MT	D315	\$26	\$28.60	33.5	4MT	D342	\$99	\$108.90
20.5	2MT	D316	\$29	\$31.90	34	4MT	D343	\$105	\$115.50
21	2MT	D317	\$30	\$33.00	34.5	4MT	D344	\$105	\$115.50
21.5	2MT	D318	\$31	\$34.10	35	4MT	D345	\$109	\$119.90
22	2MT	D319	\$33	\$36.30	36	4MT	D347	\$118	\$129.80
22.5	2MT	D320	\$37	\$40.70	37	4MT	D349	\$145	\$159.50
23	2MT	D321	\$38	\$41.80	38	4MT	D352	\$145	\$159.50
23.5	3MT	D322	\$39	\$42.90	40	4MT	D358	\$146	\$160.60
24	3MT	D323	\$39	\$42.90	42	4MT	D362	\$160	\$176.00
24.5	3MT	D324	\$40	\$44.00	43	4MT	D364	\$178	\$195.80
25	3MT	D325	\$40	\$44.00	45	4MT	D368	\$203	\$223.30
25.5	3MT	D326	\$40	\$44.00	50	4MT	D378	\$265	\$291.50
					52	5MT	D381	\$285	\$313.50

Jobber Drill Set

- 170 pieces 1-10mm
- 10 drills each size up to 8mm then 5 per size
- HSS precision ground flutes - 118° point



CODE	ex GST	inc GST
D126	\$169	\$185.90

Drill Sets

- High speed steel, Tinite coated - 114° point
- Suitable for wood & soft metal

PIECE	TYPE	RANGE	INCREMENTS	CODE	ex GST	inc GST
25	Metric	1-13mm	0.5mm	D120	\$35	\$38.50
29	Imperial	1/16-1/2"	1/64"	D121	\$35	\$38.50



Industrial Drill Sets

- Precision ground flutes, HSS M2 bright finish,
- 118° split point centre for toolrooms (D1272 & D1282)

PIECE	TYPE	RANGE	INCREMENTS	CODE	ex GST	inc GST
51	Metric	1-8mm	0.1mm	D1285	\$90	\$99.00
25	Metric	1-13mm	0.5mm	D1272	\$80	\$88.00
29	Imperial	1/16-1/2"	1/64"	D1282	\$82	\$90.20



Precision Drill Sets

- Manufactured from HSS with precision ground flutes for accuracy & strength. Bright finish. Industrial quality

PIECE	TYPE	RANGE	INCREMENTS	CODE	ex GST	inc GST
25	Metric	1-13mm	0.5mm	D123	\$140	\$154
29	Imperial	1/16-1/2"	1/64"	D125	\$140	\$154



Reduced Shank Drill Set 8 piece

- HSS, suitable for metal, wood or plastics

SHANK	RANGE	CODE	ex GST	inc GST
13mm	13-25mm	D117	\$79	\$86.90
1/2"	9/16-1"	D118	\$79	\$86.90



Reduced Shank Drill Sets 8 piece

- Industrial quality HSS M2 grade 100% flute length, bright finish, 118° point angle

SHANK	RANGE	CODE	ex GST	inc GST
13mm	13-25mm	D1171	\$128	\$140.80
1/2"	9/16-1"	D1181	\$128	\$140.80



Morse Taper Shank Drill Set 10 piece

- 2MT shank, HSS
- 14.5, 15, 16, 17, 18, 19, 20, 21, 22, & 23mm


CODE	ex GST	inc GST
D119	\$110	\$121



Industrial Morse Taper Shank Drill Set 10 piece

- 2MT shank, 100% HSS M2 grade flute length
- 14.5, 15, 16, 17, 18, 19, 20, 21, 22, & 23mm

CODE	ex GST	inc GST
D122	\$180	\$198



Adjustable Reamer Set - HSS

- High speed steel blades
- 8 Piece
- Range: 15/32" - 1 1/16" or 11.9 - 26.9mm

CODE	ex GST	inc GST
R700	\$229	\$251.90



Adjustable Reamers - HSS




METRIC SIZE	IMPERIAL SIZE	CODE	ex GST	inc GST
9.5 - 10.3mm	3/8" - 13/32"	R710	\$41	\$45.10
10.3 - 11.1mm	13/32" - 7/16"	R712	\$43	\$47.30
11.1 - 11.9mm	7/16" - 15/32"	R714	\$46	\$50.60
11.9 - 13.5mm	15/32" - 17/32"	R716	\$51	\$56.10
13.5 - 15.0mm	17/32" - 19/32"	R718	\$51	\$56.10
15.0 - 16.6mm	19/32" - 21/32"	R720	\$54	\$59.40
16.6 - 18.2mm	21/32" - 23/32"	R722	\$58	\$63.80
18.2 - 19.8mm	23/32" - 25/32"	R724	\$64	\$70.40
19.8 - 21.4mm	25/32" - 27/32"	R726	\$68	\$74.80
21.4 - 23.8mm	27/32" - 15/16"	R728	\$72	\$79.20
23.8 - 26.9mm	15/16" - 1 1/16"	R730	\$84	\$92.40

Hole Saw Set - HSS

- 11 Piece HSS Bi-Metal set, supplied in convenient blow mould case
- Blades manufactured from M3 HSS
- Includes 1 x 3/8" shank arbor & 1 x 1/2" arbor, Pilot drill & spring

CODE	ex GST	inc GST
D102	\$99	\$108.90



Hole Saw Set - Carbide

- 8 piece carbide tipped set
- Ø10mm shank size
- Suitable for stainless steel, steel, fibre glass, and glass reinforced products
- Range: 16, 20, 22, 25, 28, 30, 32, 35mm

CODE	ex GST	inc GST
D108	\$90	\$99



Carbide Burr Sets - 5 piece

- Solid carbide burr • Double cut
- Ø1/4" shank size
- 3/8" & 1/2" head sizes



ORDER CODE	B900	B905
Shank Diameter x Length	1/4" x 1-1/2"	1/4" x 6"
Ball (Ø)	SD-3, 3/8"	SD-3, 3/8"
Ball (Ø)	~	SD-5, 1/2"
Oval (Ø x L)	SE-3, 3/8" x 5/8"	~
Cylindrical (Ø x L)	SA-3, 3/8" x 3/4"	~
Cylindrical Radius End (Ø x L)	SC-3, 3/8" x 3/4"	SC-5 1/2" x 1"
Tree Radius End (Ø x L)	SF-5, 1/2" x 1"	SF-5, 1/2" x 1"
Tree Pointed End (Ø x L)	~	SG-5, 1/2" x 1"
PRICE	ex GST	\$79
PRICE	inc GST	\$86.90
		\$90
		\$99



Centre Drills

- High speed steel with cobalt



SIZE	POINT DIA.	SHANK	LENGTH	CODE	ex GST	inc GST
1	1.25mm	3.2mm	32mm	D501	\$5	\$5.50
2	2mm	5mm	40mm	D502	\$6	\$6.60
3	3.2mm	8mm	50mm	D503	\$8	\$8.80
4	4mm	10mm	56mm	D504	\$10	\$11.00
5	5mm	12.5mm	63mm	D505	\$14	\$15.40

Industrial Centre Drill Set

- High speed steel M2 bright finish
- No. 1, 2, 3, 4, 5



CODE	ex GST	inc GST
D508	\$35	\$38.50

Industrial Countersink Sets

4 Piece Set - Cross Hole Type

- Ideal as a de-burring tool, where the burr from a previous machining operation needs to be removed for cosmetic and safety reasons or where chatter needs to be eliminated.
- Can be used in softer materials (such as wood or plastic) to create a countersunk hole for a screw.
- High speed steel M2 bright finish
- Angle 45°



RANGE	CODE	ex GST	inc GST
2-5, 5-10, 10-15, 15-20mm	D1051	\$60	\$66.00

6 Piece Set - 3 Flute Type

- The fluted countersink cutter is used to provide a heavy chamfer in the entrance to a drilled hole or for countersink fasteners. The heads of the fasteners are often 60°, but usually another angle is used if that is the cutter that is at hand, and the difference usually doesn't matter.
- High speed steel M2 bright finish
- Angle 45°



RANGE	CODE	ex GST	inc GST
1.5-6.3, 6.3-8.3, 8.3-10.4, 10.4-12.4, 12.4-16.5, 16.5-20.5mm	D1061	\$70	\$77.00

Industrial Sheet Metal Step Drill Set

- Suitable for drilling holes in thin sheet metal - Industrial quality
- High speed steel M2 bright finish
- Sizes: 4-12 x 1mm, 6-20 x 2mm, 6-30 x 2mm



CODE	ex GST	inc GST
D1071	\$70	\$77

Drill Chucks - Keyed Standard

CAPACITY	TAPER	CODE	ex GST	inc GST
1-10mm	JT2	C298	\$36	\$39.60
1-13mm	JT6	C2982	\$30	\$33
1-16mm	JT3	C2985	\$40	\$44



Includes:
chuck key

Drill Chucks - Keyed Heavy Duty

CAPACITY	TAPER	CODE	ex GST	inc GST
0.5-13mm	JT6	C289	\$49	\$53.90
0.5-16mm	JT3	C290	\$69	\$75.90

SPARE CHUCK KEYS TO SUIT:

Suits 13mm Chuck	C289A	\$9	\$9.90
Suits 16mm Chuck	C290A	\$9	\$9.90



Includes:
chuck key

Drill Chucks - Keyed (Ball Bearing Type) Industrial - Heavy Duty

CAPACITY	TAPER	CODE	ex GST	inc GST
1-13mm	JT6	C295	\$75	\$82.50
1-16mm	JT3	C296	\$110	\$121.00
1-19mm	JT4	C297	\$150	\$165.00

SPARE CHUCK KEYS TO SUIT:

Suits 13mm Chuck	C290A	\$9	\$9.90
Suits 16 & 19mm Chucks	C296A	\$15	\$16.50



Includes:
chuck key

Drill Chuck - Keyless with Lock

- Knurled body with superior drill gripping
- Superior gripping - Self tightening feature to increase gripping force
- Positive locking prevents loosening

CAPACITY	TAPER	CODE	ex GST	inc GST
1-13mm	JT6	C299	\$60	\$66.00



Drill Chucks - Keyless Industrial - Heavy Duty

- Knurled body with superior drill gripping

CAPACITY	TAPER	CODE	ex GST	inc GST
0.5-13mm	JT6	C292	\$85	\$93.50
3-16mm	JT3	C294	\$99	\$108.90

C SPANNERS TO SUIT:

Suits 0.5-13mm	C2921	\$12	\$13.20
Suits 3-16mm	C2941	\$12	\$13.20



Thread Repair Sets

- For the repair of damaged & stripped threads

Each size consists of:

- 1 Insert handle
- 1 piece Fully Ground Drill
- 1 piece DIN352 HSS Tap
- Stainless Steel threading Inserts



SIZE	TYPE	No. of INSERTS	CODE	ex GST	inc GST
M5 - M12	5 piece Set	25 per size (10 x M12)	T100	\$149	\$163.90
M6 x 1.0mm	Individual	10	T107	\$25	\$27.50
M8 x 1.25mm	Individual	10	T109	\$29	\$31.90
M10 x 1.5mm	Individual	10	T110	\$35	\$38.50
M12 x 1.75mm	Individual	10	T113	\$35	\$38.50

Drill Chuck Arbors - Hardened & Ground

CAPACITY	CODE	ex GST	inc GST
2MT x JT2	D4412	\$12	\$13.20
2MT x JT6	D442	\$14	\$15.40
2MT x JT3	D442A	\$14	\$15.40
3MT x JT6	D443	\$18	\$19.80
3MT x JT3	D443A	\$18	\$19.80
3MT x JT4	D455	\$25	\$27.50
4MT x JT6	D454	\$25	\$27.50
4MT x JT3	D454A	\$25	\$27.50
4MT x JT4	D456	\$25	\$27.50
R8 x JT6	D444	\$52	\$57.20
R8 x JT3	D445	\$52	\$57.20
NT30 x JT6	D450	\$55	\$60.50
NT30 x JT3	D451	\$55	\$60.50
NT40 x JT6	D446	\$78	\$85.80
NT40 x JT3	D448	\$78	\$85.80



Milling - Precision ground with 1/2" Whitworth drawbar thread

CAPACITY	CODE	ex GST	inc GST
3MT x JT3	D4433	\$34	\$37.40
3MT x JT6	D4436	\$28	\$30.80



MT Sleeves - Hardened & Ground

CAPACITY	CODE	ex GST	inc GST
2MT x 1MT	D420	\$10	\$11.00
3MT x 2MT	D422	\$15	\$16.50
4MT x 2MT	D423	\$20	\$22.00
4MT x 3MT	D424	\$22	\$24.20
5MT x 4MT	D425	\$48	\$52.80
6MT x 5MT	D426	\$135	\$148.50



MT Extension Sleeves Hardened & Ground

SIZE	OUTSIDE TAPER	INSIDE TAPER	CODE	ex GST	inc GST
2-2	2MT	2MT	D400	\$59	\$64.90
2-3	2MT	3MT	D401	\$69	\$75.90
3-3	3MT	3MT	D402	\$99	\$108.90
3-4	3MT	4MT	D403	\$99	\$108.90
4-5	4MT	5MT	D404	\$209	\$229.90



Drill Drifts - Fully Hardened

CAPACITY	LENGTH	CODE	ex GST	inc GST
2MT x 3MT	140mm	D415	\$7	\$7.70
3MT x 4MT	155mm	D416	\$9	\$9.90
4MT x 5MT	170mm	D417	\$15	\$16.50



Screw Extractor Set - 10pce

- Thread extractor range 3/16"-5/8" (M5-M16)
- Stamped with the drill size to be used with extractor

Drill size required: 1/8", 5/32", 3/16", 7/32", 1/4", 9/32", 5/16", 11/32", 3/8", 13/32"

CODE	ex GST	inc GST
T870	\$24	\$26.40



Re-threading Tap/Die Kit

42 Piece Metric, UNC, UNF

- All taps and dies are hex shaped
- Contents: covering all M6-M12, 1/4"-5/8" coarse and fine thread, Inc. 2 thread files

CODE	ex GST	inc GST
T020	\$90	\$99



Combination Drill & Tap Set

- Drill & tap in one operation
- High speed steel M2 bright finish
- Hex Shank
- M3, M4, M5, M6, M8, M10mm
- Includes Hex snap-on for hand drill
- Capacity: 3.2mm sheetmetal



CODE	ex GST	inc GST
T0191	\$45	\$49.50



Drill & Tap Set

29 Piece Metric Set HSS

- M3, M4, M5, M6, M8, M10 & M12 taps (3 taps per size)
- Includes drill to suit each size tap

CODE	ex GST	inc GST
T019	\$69	\$75.90



Tap & Die Sets

32 Piece Metric Sets

- M3, M4, M5, M6, M8, M10 & M12 taps & button dies (3 taps per size)
- Includes button die wrench, tap wrench, screw pitch gauge & screwdriver



TYPE	RANGE	MATERIAL	USE	CODE	ex GST	inc GST
Metric	M3-M12	Alloy Steel	General	T012	\$49	\$53.90
Metric	M3-M12	High Speed Steel	Industrial	T013	\$109	\$119.90

45 Piece Sets - Alloy Steel

Metric (T014)

- 20 taps & 20 dies from M6-M24 in coarse & fine

T014 & T015

Imperial (T015)

- 20 taps & 20 dies from 1/4"-1" in UNC & UNF



45 Piece Set - HSS

Metric (T016)

- 20 taps & 20 dies from M6-M24 in coarse & fine



TYPE	RANGE	THREAD TYPE	MATERIAL	CODE	ex GST	inc GST
Metric	M6-M24	Coarse & Fine	Alloy Steel	T014	\$129	\$141.90
Imperial	1/4"-1"	UNC & UNF	Alloy Steel	T015	\$129	\$141.90
Metric	M6-M24	Coarse & Fine	High Speed Steel	T016	\$420	\$462.00

HSS - Tap Sets & Button Dies



- 1 x Taper
- 1 x Intermediate
- 1 x Plug

- Precision ground threads



Metric Taps - Set of 3				
SIZE (mm)	CODE	ex GST	inc GST	
M3 x 0.5	T800	\$12	\$13.20	
M4 x 0.7	T801	\$12	\$13.20	
M5 x 0.8	T802	\$12	\$13.20	
M6 x 1.0	T803	\$14	\$15.40	
M8 x 1.25	T804	\$20	\$22.00	
M10 x 1.5	T805	\$22	\$24.20	
M12 x 1.75	T806	\$29	\$31.90	
M16 x 2.0	T808	\$38	\$41.80	
M20 x 2.5	T810	\$62	\$68.20	

UNC - Set of 3				
SIZE (TPI)	CODE	ex GST	inc GST	
1/4" x 20	T834	\$13	\$14.30	
5/16" x 18	T835	\$18	\$19.80	
3/8" x 16	T836	\$20	\$22.00	
1/2" x 13	T837	\$38	\$41.80	
5/8" x 11	T838	\$42	\$46.20	
3/4" x 10	T839	\$62	\$68.20	

Whitworth - Set of 3				
SIZE (TPI)	CODE	ex GST	inc GST	
1/8" x 40	T820	\$12	\$13.20	
3/16" x 24	T821	\$12	\$13.20	
1/4" x 20	T822	\$14	\$15.40	
5/16" x 18	T823	\$18	\$19.80	
3/8" x 16	T824	\$20	\$22.00	
1/2" x 12	T825	\$38	\$41.80	
5/8" x 11	T826	\$42	\$46.20	
3/4" x 10	T827	\$62	\$68.20	

Metric - Button Dies				
SIZE (mm)	DIA.	CODE	ex GST	inc GST
M3 x 0.5	1"	T903	\$10	\$11.00
M4 x 0.7	1"	T904	\$10	\$11.00
M5 x 0.8	1"	T905	\$10	\$11.00
M6 x 1.0	1"	T906	\$10	\$11.00
M8 x 1.25	1"	T908	\$10	\$11.00
M10 x 1.5	1 1/2"	T910	\$14	\$15.40
M12 x 1.75	1 1/2"	T912	\$14	\$15.40
M16 x 2.0	1 1/2"	T916	\$14	\$15.40
M20 x 2.5	1 1/2"	T920	\$14	\$15.40

UNC - Button Dies				
SIZE (TPI)	DIA.	CODE	ex GST	inc GST
1/4" x 20	1"	T940	\$10	\$11.00
5/16" x 18	1"	T941	\$10	\$11.00
3/8" x 16	1 1/2"	T942	\$14	\$15.40
1/2" x 13	1 1/2"	T943	\$14	\$15.40
5/8" x 11	1 1/2"	T944	\$14	\$15.40
3/4" x 10	1 1/2"	T945	\$14	\$15.40

Whitworth - Button Dies				
SIZE (TPI)	DIA.	CODE	ex GST	inc GST
1/8" x 40	1"	T930	\$10	\$11.00
3/16" x 24	1"	T931	\$10	\$11.00
1/4" x 20	1"	T932	\$10	\$11.00
5/16" x 18	1"	T933	\$10	\$11.00
3/8" x 16	1 1/2"	T934	\$14	\$15.40
1/2" x 12	1 1/2"	T935	\$14	\$15.40
5/8" x 11	1 1/2"	T936	\$14	\$15.40
3/4" x 10	1 1/2"	T937	\$14	\$15.40

HSS - BSPT Taps

- Sold individually



SIZE (TPI)	CODE	ex GST	inc GST
1/8" x 28	T850	\$12	\$13.20
1/4" x 19	T851	\$15	\$16.50
3/8" x 19	T852	\$20	\$22.00
1/2" x 14	T853	\$22	\$24.20

Tap Wrenches



SIZE	CODE	ex GST	inc GST
M1-M10	T863	\$10	\$11.00
3/16" - 1/2"	T011	\$22	\$24.20
M10-M27	T866	\$24	\$26.40

- Adjustable tap wrench
- Hardened jaws
- Forged steel



Ratchet Tap Wrenches

- Forward/reverse operation & lock
- Designed for use with taps, reamers, screw extractors & other square shank tools



SIZE	CODE	ex GST	inc GST
M3-M10	T860	\$14	\$15.40
M5-M12	T861	\$18	\$19.80



Button Die Holders

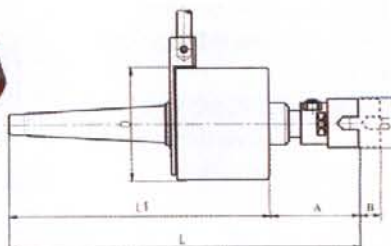


DIE (OD)	CODE	ex GST	inc GST
1"	T951	\$9	\$9.90
1 1/2"	T952	\$15	\$16.50



Reversible Tapping Chucks

- Suitable for all drilling and milling machines for small production runs
- Cushioned drive prevents thread distortion and cross threading



Units (mm)

Model only

MODEL	TAPPING TAPER	D	D1	L	L1	A	B	COL.DIA.	WEIGHT kg	CODE	ex GST	inc GST	
K1-2MT	3-6mm	2MT	65	31	195	143	51	11	85	1.2	T002A	\$130	\$143
K2-2MT	5-10mm	2MT	95	34	230	165	65	11	85	2.3	T002	\$130	\$143
K3-3MT	6-14mm	3MT	117	38	270	195	75	13	110	4.5	T003	\$160	\$176

Drill Sharpener

- Tough plastic construction
- Single chuck holding system
- Grinds two flute drills of unlimited length
- Split point operations • 118° Angle



MODEL	CAPACITY	USES	WEIGHT	CODE	ex GST	inc GST
EDBD-13	3-13mm	Single Chuck	5kg	D070	\$90	\$99.00

REPLACEMENT GRINDING WHEEL	CODE	ex GST	inc GST
HSS GRINDING WHEEL	D0705	\$20	\$22

Precision Drill Sharpener

- Solid metal construction
- Angles from 118-140°
- Strong 240V DC motor
- ER20 Collets 3 - 13mm
- Chisel point and split point operations
- Grinds two flute drills of unlimited length
- Precision grinding results with diamond wheel



MODEL	CAPACITY	USES	WEIGHT	CODE	ex GST	inc GST
PP-13Q	3-13mm	ER20 Collets	10kg	D111	\$600	\$660

REPLACEMENT GRINDING WHEEL	CODE	ex GST	inc GST
HSS GRINDING WHEEL	D1115	\$110	\$121

Precision Drill Sharpener



- Solid metal construction
- ER40 Collet holding system
- Precision grinding results with diamond wheel
- Chisel point & split point operations
- Angles from 100-136°



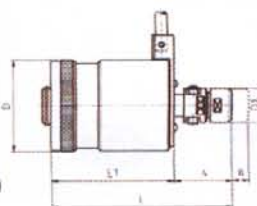
MODEL	CAPACITY	USES	WEIGHT	CODE	ex GST	inc GST
SA-2500	12-25mm	ER40 Collets	27kg	D115	\$1,590	\$1,749

OPTIONAL ACCESSORIES	CODE	ex GST	inc GST
HSS GRINDING WHEEL	D115A	\$269	\$295.90
CARBIDE GRINDING WHEEL	D115C	\$289	\$317.90
ER40 Collet Set 27, 28, 29, 30mm	D115D	\$199	\$218.90



Reversible Tapping Chuck With Clutch

- Adjustable torque settings (clutch)
- 3MT arbor (T004)
- 3 & 4MT arbor (T005)
- JT6 mount (T004)
- Screwed mount (T005)



RANGE	TAPER	D	D1	L	L1	A	B	WEIGHT kg	CODE	ex GST	inc GST
M5-M12	3MT	52	23	125.5	94.5	31	7	4.2	T004	\$360	\$396
M8-M20	3 & 4MT	73.5	28	169	122	47	8.5	6.85	T005	\$450	\$495

Fixed Tapping Chucks

- One piece solid design
- Positive clamping of the square section of the tap
- Adjustable spring collet to suit all sizes in the range

SHANK	BODY Ø	CAPACITY	CODE	ex GST	inc GST
3MT	50mm	M8-M18	T004B	\$150	\$165
4MT	50mm	M8-M18	T005B	\$160	\$176



Magnetic Base Tap Wrench

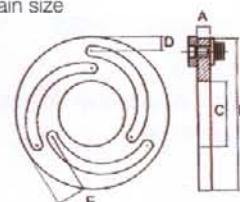
- Quick release tapping chuck
- Magnetic base with on/off switch
- Guide bar provides precise tapping



MODEL	CAPACITY	CODE	ex GST	inc GST
MTP-150	M3 - M12	T0119	\$160	\$176

Lathe Chuck - Boring Rings

- To suit lathe chucks with soft jaws. Used to hold the jaws in place so the soft jaws can be machined to a certain size



SIZE	A	B	C	D	E	F	G	WEIGHT kg	CODE	ex GST	inc GST
6"	12	168	80	12	32	9	16.5	1.5	L763	\$230	\$253.00
8"	12	218	115	15	36	9	18.5	2.4	L761	\$240	\$264.00
10"	12	258	150	17	40	9	18.5	2.9	L762	\$275	\$302.50
12"	15	316	188	21	50	9	21.5	5.3	L764	\$365	\$401.50

3-Jaw Self-Centring Lathe Chucks

- Manufactured from cast iron to ISO 9001-2000.
- Standard accuracy

Soft Jaw Sets available
www.machineryhouse.com.au



Standard Backplate Mount

SIZE mm	BAR CAP. mm	RING CAP. mm	BORE mm	MAX. rpm	WEIGHT kgs	CODE	ex GST	inc GST
80	2-25	22-63	16	4000	2	C198	\$119	\$130.90
100	2-30	30-80	22	3500	4	C200	\$119	\$130.90
125	2.5-40	38-110	30	3000	6	C202	\$129	\$141.90
160	3-55	55-145	45	2500	10	C203	\$169	\$185.90
200	4-85	65-200	65	2000	18	C205	\$219	\$240.90
250	6-110	100-315	80	1600	27	C206	\$290	\$319.00
320	11.5-165	195-340	100	1200	42	C208	\$415	\$456.50
400	15-210	120-400	130	1000	62	C210	\$599	\$658.90

Camlock Direct Mount

SIZE mm	BAR CAP. mm	RING CAP. mm	BORE mm	MAX. rpm	WEIGHT kgs	MOUNT CODE	ex GST	inc GST
160	3-55	55-145	45	2500	10	D1-4 C260	\$225	\$247.50
200	4-85	65-200	60	2000	18	D1-4 C262	\$280	\$308.00
250	6-110	100-315	80	1600	27	D1-6 C263	\$390	\$429.00
250	6-110	100-315	80	1600	27	D1-8 C264	\$390	\$429.00
320	11.5-165	110-320	100	1200	42	D1-8 C269	\$525	\$577.50
380	11.5-210	110-400	130	1000	81	D1-8 C2695	\$750	\$825.00
380	11.5-210	110-400	135	1000	81	D1-11 C270	\$750	\$825.00
500	11.5-210	150-500	190	1000	159	D1-11 C2706	\$1,600	\$1,760.00

Front Mounting - Backplate Mount - Ideal for rotary tables

SIZE mm	BAR CAP. mm	RING CAP. mm	PITCH Ø mm	BORE mm	MAX. rpm	WEIGHT kgs	CODE	ex GST	inc GST
130	3-40	40-130	115	30	3000	5.6	C280	\$199	\$218.90
160	3-55	55-145	142	45	2500	8.8	C2806	\$209	\$229.90
200	4-85	65-200	180	65	2000	15.5	C281	\$219	\$240.90

3-Jaw Self-Centring Lathe Chucks

- Gator chucks are built to DIN 55029 standards & offer the best combination of quality & price
 - Semi steel body
- Soft Jaw Sets available
www.machineryhouse.com.au

gator chucks



Standard Backplate Mount

SIZE mm	BAR CAP. mm	RING CAP. mm	BORE mm	MAX. rpm	WEIGHT kgs	CODE	ex GST	inc GST
160	3-64	50-160	42	3000	10	C7061	\$240	\$264.00
200	4-90	60-200	55	2500	18	C7081	\$295	\$324.50
250	5-118	77-250	76	2000	27	C7101	\$440	\$484.00
315	10-131	90-315	103	1500	50	C7121	\$590	\$649.00
400	10-180	103-400	136	1000	85	C7161	\$840	\$924.00

Camlock Direct Mount

SIZE mm	BAR CAP. mm	RING CAP. mm	BORE mm	MAX. rpm	WEIGHT kgs	MOUNT CODE	ex GST	inc GST
160	3-64	50-160	42	3000	10	D1-4 C7084	\$320	\$352.00
200	4-90	60-200	55	2500	18	D1-4 C7084	\$440	\$484.00
200	4-90	60-200	55	2500	18	D1-5 C7085	\$440	\$484.00
250	5-118	77-250	76	2000	27	D1-6 C7106	\$520	\$572.00
315	10-131	90-315	103	1500	50	D1-8 C7128	\$760	\$836.00
400	10-180	103-400	136	1000	85	D1-8 C7168	\$960	\$1,056.00
400	10-180	103-400	136	1000	85	D1-11 C7169	\$960	\$1,056.00

4-Jaw Lathe Chucks

Self Centring Chucks - Backplate Mount

SIZE mm	CODE	ex GST	inc GST
100	C721	\$181	\$199.10
125	C722	\$206	\$226.60
160	C723	\$272	\$299.20
200	C724	\$320	\$352.00
250	C725	\$450	\$495.00



Independent Chucks - Backplate Mount

SIZE mm	BORE mm	WEIGHT kgs	CODE	ex GST	inc GST
100	25	4	C230	\$95	\$104.50
125	30	6	C232	\$105	\$115.50
160	45	10	C250	\$150	\$165.00
320	95	40	C257	\$315	\$346.50
400	125	57	C258	\$489	\$537.90
500	160	116	C259	\$695	\$764.50
630	180	159	C259A	\$1,459	\$1,604.90
800	120	300	C2595	\$2,750	\$3,025.00



Independent Chucks - Camlock Mount

SIZE mm	BORE mm	WEIGHT kgs	MOUNT CODE	ex GST	inc GST
320	95	40	D1-8 C256A	\$375	\$412.50
400	125	57	D1-8 C273	\$529	\$581.90
400	125	57	D1-11 C271	\$519	\$570.90
500	160	116	D1-11 C272	\$749	\$823.90



4-Jaw Lathe Chucks

gator chucks

Independent Chucks - Backplate Mount

SIZE mm	BORE mm	CODE	ex GST	inc GST
200	56	C251	\$225	\$247.50
250	75	C255	\$320	\$352.00



Independent Chucks - Camlock Mount

SIZE mm	BORE mm	MOUNT CODE	ex GST	inc GST
200	55	D1-4 C262	\$289	\$317.90
250	75	D1-6 C256	\$360	\$396.00
315	80	D1-8 C7188	\$540	\$594.00
400	100	D1-11 C7191	\$790	\$869.00



3-Jaw Adjustable Scroll Lathe Chucks

gator chucks

- 0.01mm accuracy via micro adjustment

SIZE mm	MOUNT	CODE	ex GST	inc GST
160	D1-4	C2821	\$595	\$654.50
200	D1-4	C2822	\$750	\$825.00
250	D1-6	C2824	\$950	\$1,045.00
315	D1-8	C2826	\$1,450	\$1,595.00



- Hardened & ground steel back plate

Camlock Back Plates

- Spindle mount side of back plate is machined ready to fit to lathe
- Back plate face require machining to mount your lathe chuck
- Made from quality cast iron
- Supplied with camlock pins

SIZE	DIAMETER	CODE	ex GST	inc GST
D1-4	200mm	L287	\$169	\$185.90
D1-5	250mm	L2875	\$169	\$185.90
D1-6	320mm	L289	\$172	\$189.20
D1-8	325mm	L286	\$245	\$269.50
D1-11	400mm	L2884	\$345	\$379.50
D1-11	500mm	L286	\$450	\$495.00



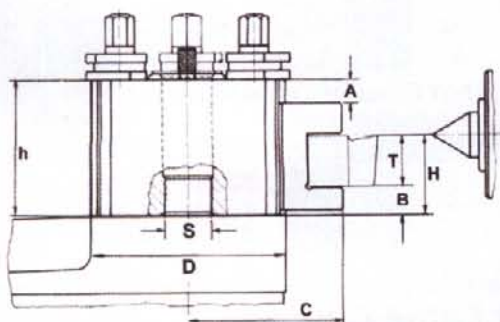

Quick Change Toolposts

- The quick change toolpost design cuts production set-up time by 90%
- All bearing surfaces are precision ground
- No shims are required to adjust tools to correct centre height
- NOTE: Some fitting modifications may be required

QA-100



QA-150



QA-140



Additional Holders (Suits QA-140)




NOTE: HSS toolbits not supplied see page 60

TYPE	CODE	ex GST	inc GST
Parting	L292B	\$49	\$53.90
Knurling	L292C	\$59	\$64.90

Models:


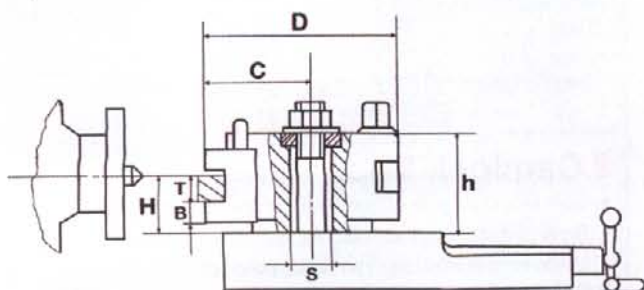
A, BR-BP, B, C, D



MODEL	CENTRE HEIGHT	A	B	C	D	h	H	S	T	No. of SIDES	No. of HOLDERS	WEIGHT kg	CODE	ex GST	inc GST	ADDITIONAL HOLDERS	ex GST	inc GST
QA-100	75-115	14	6	50	58	40	16-30	20	12	2	4	2.5	L280	\$150	\$165.00	L280A	\$45	\$49.50
QA-140	150-170	15	20	60	74	60	28-41	-	16	2	4	6.2	L292	\$180	\$198.00	L292A	\$49	\$53.90
QA-150	150-170	15	20	60	74	60	28-41	24	16	2	4	6.2	L295	\$450	\$495.00	L295A	\$69	\$75.90
"A"	168	10	12	75	100	60	32-42	24	20	3	6	9.8	L293	\$539	\$592.90	L293A	\$76	\$83.60
"BR-BP"	202	15	13	90	115	75	38-53	28	25	3	6	14.1	L294	\$650	\$715.00	L294A	\$89	\$97.90
"B"	230	18	15	100	125	85	47-65	30	32	3	5	23.0	L296	\$690	\$759.00	L296A	\$109	\$119.90
"C"	280	21	19	108	145	94	51-72	38	32	3	5	28.0	L297	\$830	\$913.00	L297A	\$119	\$130.90
"D"	350	34	21	137	175	120	61-95	42	40	3	5	57.0	L298	\$1,500	\$1,650.00	L298A	\$200	\$220.00

Quick Change Toolposts - 40 positions

- Tool holder is clamped against the body by an eccentric bolt
- Supplied with 3 square tool holders and one vee tool holder
- The system allows a repeat accuracy of 0.01mm with 40 possible angular positions
- Body and tool holder are both made of high quality steel which is hardened & ground



MODEL	LATHE SWING	B	C	D	h	H	S	T	NO. OF HOLDERS	WEIGHT kg	TOOL SIZE mm	CODE	ex GST	inc GST	ADDITIONAL HOLDERS	ex GST	inc GST
A1	150-300	9.5	52	104	55	25.5-40.5	20	16-20	4	2.5	16	L299	\$529	\$581.90	L2991	\$72	\$79.20
E5	200-400	12	66	132	68	32-52	20	20-25	4	6.2	20	L2992	\$599	\$658.90	L2993	\$105	\$115.50
B2	300-500	13-14	73	150	76	38-57	32	25-30	4	9.8	25	L2994	\$670	\$737.00	L2995	\$145	\$159.50
C3	400-700	15.5-16	73-103	192-202	107	47.5-91	40	32-45	4	14.3	32	L2996	\$1,190	\$1,309.00	L2997	\$164	\$180.40

Live Centres

- Hardened tip
- Precision ground
- Taiwanese quality



TAPER	POINT TYPE	CODE	ex GST	inc GST
2MT	Standard Point	C050	\$70	\$77.00
3MT	Standard Point	C052	\$80	\$88.00
4MT	Standard Point	C054	\$110	\$121.00

HAFCO

Live Centres - High Speed

- Needle thrust ball bearings
- Suitable for CNC



TAPER	POINT TYPE	Max.rpm	MAX Load	CODE	ex GST	inc GST
3MT	Standard Point	5000rpm	400kg	C0731	\$120	\$132.00
4MT	Standard Point	3500rpm	1300kg	C0741	\$129	\$141.90
5MT	Standard Point	3500rpm	2000kg	C0751	\$200	\$220.00
3MT	Extended Point	4500rpm	350kg	C0801	\$150	\$165.00
4MT	Extended Point	3500rpm	800kg	C0811	\$180	\$198.00
5MT	Extended Point	3000rpm	1500kg	C0821	\$220	\$242.00

Interchangeable Tip Live Centre Sets

- Body manufactured from SCM-4 tool steel hardened and precision ground
- 7 assorted tips

HAFCO

TAPER	Max.rpm	CODE	ex GST	inc GST
2MT	4500rpm	C062	\$75	\$82.50
3MT	4000rpm	C063	\$80	\$88.00

Interchangeable Tip Live Centre Sets

- Fitted with needle, thrust & ball bearings
- Suitable for CNC • 7 assorted tips

TM

TAPER	Max.rpm	Max. Load	CODE	ex GST	inc GST
3MT	5000rpm	400kg	C0631	\$175	\$192.50
4MT	3500rpm	1300kg	C0641	\$250	\$275.00

Dead Centres

- Precision ground • Carbide tipped

TAPER	CODE	ex GST	inc GST
2MT	C040	\$17	\$18.70
3MT	C041	\$30	\$33.00



Pipe Centres

- The cone has a taper of 70° & is manufactured using CR-MO steel

TAPER	CONE DIAMETER	CODE	ex GST	inc GST
3MT	Ø100mm	C045	\$139	\$152.90
4MT	Ø125mm	C046	\$175	\$192.50
5MT	Ø150mm	C047	\$249	\$273.90



Lathe Carrier - (Bent Tail)

- Manufactured from malleable iron
- Square head bolt clamp screw
- Baked enamel finish

SIZE	TYPE	CODE	ex GST	inc GST
38mm	Bent Tail	L081	\$40	\$44



Vertical Mill Slide - Small

NEW RELEASE

- 2 x 5mm T-slots • 20mm locating spigot and bush
- Vertical movement: 40mm • Base dimensions: 50 x 55mm

TABLE SIZE	Vert Travel	CODE	ex GST	inc GST
50 x 90mm	40mm	L276	\$110	\$121



Vertical Mill Slide

- Suits Lathes with 125mm or higher centre height
- Can be adapted to most bench lathes
- Vice size: 63mm

TABLE SIZE	Vert Travel	CODE	ex GST	inc GST
100 x 150mm	80mm	L277	\$160	\$176



Taper Turning Attachment

- Suits Lathes
- Taper Turns up to 381mm in length
- Comes with mounting brackets & stops
- Weight: 17kg

CODE	ex GST	inc GST
L258	\$590	\$649



5C Collet Chuck - Suits Lathes

- Used where a high degree of accuracy is required
- Suits lathes with 5MT headstock spindle taper & minimum 38mm bore
- Cap. 26mm x 5C collets
- Includes 5MT-5C adaptor
- 430mm long Drawer tube
- 150mm handwheel
- Note: Collets not included

CODE	ex GST	inc GST
C980	\$199	\$218.90




5C Collet Sets

CODE	C985	C984
Type	Imperial	Metric
Collets/set	17	24
Range	1/16" - 1.1/16" 1/16" increments	3 - 26mm 1mm increments
ex GST	\$180	\$249
inc GST	\$198.00	\$273.90



Technical Books



TITLE	LAMINATED	PAGES	CODE	ex GST	inc GST
Engineers Black Book	✓	163	L343	\$45	\$49.50
Fastener Black Book	✓	247	L344	\$54	\$59.40
Fitting and Machining	-	640	L341	\$69	\$75.90

Turning Tool Holders - HSS

- Made from high grade steel • Case-hardened & ground
- Available in straight (S), right (R) and left (L) hand shanks
- NOTE:** HSS Tool bits not supplied



SHANK SIZE W x H x L	TOOL BIT REQUIRED	STYLE	HAND	CODE	ex GST EACH	inc GST EACH
3/8 x 7/8 x 5"	1/4" (L0003)	American	Right	L070R	\$35	\$38.50
3/8 x 7/8 x 5"	1/4" (L0003)	American	Left	L070L	\$35	\$38.50
3/8 x 7/8 x 5"	1/4" (L0003)	American	Straight	L070S	\$35	\$38.50
5/8 x 3/4 x 7 1/2"	1/4" (L0003)	Drop Head	Right	L075R	\$35	\$38.50
5/8 x 3/4 x 7 1/2"	1/4" (L0003)	Drop Head	Left	L075L	\$35	\$38.50
5/8 x 3/4 x 7 1/2"	1/4" (L0003)	Drop Head	Straight	L075S	\$35	\$38.50

Turning Tool Set - HSS

- 1 x R/H & 1 x L/H & 1 x Straight Tool Holders
- 10 or 12mm Centre Height
- 1 x 3/8" Boring Bar
- 2 x 1/8" & 2 x 3/16" HSS Tool Bits

CODE	ex GST	inc GST
L072	\$75	\$82.50



Parting Off Holders - Standard

- Centre height 16mm
- NOTE:** Parting blade not supplied



SHANK SIZE (WIDTH x HEIGHT)	OVERALL LENGTH	BLADE REQUIRED	CODE	ex GST	inc GST
9.5 x 22mm	127mm	3/32 x 1/2" (L0007)	L073	\$35	\$38.50

High Speed Steel Bits - 5% cobalt

SQUARE BITS

TYPE	No. Pieces	CODE	ex GST	inc GST
1/8" sq. x 2 1/2" long	3 Piece	L0001	\$9	\$9.90
3/16" sq. x 2 1/2" long	3 Piece	L0002	\$11	\$12.10
1/4" sq. x 2 1/2" long	3 Piece	L0003	\$12	\$13.20
5/16" sq. x 2 1/2" long	3 Piece	L0004	\$14	\$15.40
3/8" sq. x 2 1/2" long	2 Piece	L0005	\$15	\$16.50
1/2" sq. x 4" long	1 Piece	L0006	\$12	\$13.20

PART OFF BLADES

TYPE	No. Pieces	CODE	ex GST	inc GST
1/2" x 3/32" x 4" long	1 Piece	L0007	\$18	\$19.80
5/8" x 3/32" x 5" long	1 Piece	L0116	\$26	\$28.60

Boring Bars with Holders

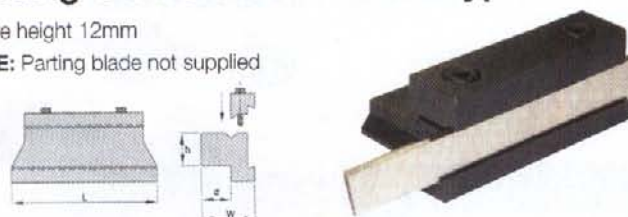
- Double-ended with 45° & 90° square holes
- Supplied with screws & allen key
- NOTE:** HSS Tool bits not supplied



BORING BAR LENGTH x DIA.	HOLDER LENGTH x SQUARE	TOOL BIT REQUIRED	CODE	ex GST	inc GST
4 1/2 x Ø3/8"	2 1/2 x 1/2"	1/8" (L0001)	L100	\$18	\$19.80
5 1/4 x Ø7/16"	2 1/2 x 5/8"	3/16" (L0002)	L101	\$20	\$22.00
6 3/4 x Ø9/16"	3 x 3/4"	1/4" (L0003)	L102	\$25	\$27.50
9 x Ø3/4"	3 3/4 x 1"	5/16" (L0004)	L103	\$35	\$38.50
11 1/2 x Ø15/16"	4 1/2 x 1 1/4"	3/8" (L0005)	L104	\$39	\$42.90

Parting Off Holders - Block Type

- Centre height 12mm
- NOTE:** Parting blade not supplied



HOLDER SIZE				BLADE REQUIRED	CODE	ex GST	inc GST
L	W	h	d	3/32 x 1/2" (L0007)	L074	\$49	\$53.90
70	34	10	10				

Turning Tool Set

- Suits 10mm centre height lathes
- Brazed carbide tipped holders
(Threading tool is high speed steel)
- Includes: Turning, boring, threading,
parting tools



CODE	ex GST	inc GST
L008	\$36	\$39.60

Knurling Tool Holders

- Diamond pattern

HOLDER SIZE L x W x H	KNURLING WHEELS	KNURL TYPE	CODE	ex GST	inc GST
4.7/8 x 5/8 x 5/8"	2	Medium	L079	\$35	\$38.50
3 x 3/8 x 7/8"	2	Medium	L080	\$69	\$75.90
6.1/2 x 3/8 x 7/8"	6	Fine - Medium - Coarse	L070	\$79	\$86.90



Knurling Tool Set - Double Sided Bar

- 12mm centre height at one end & 16mm at the other end
- Interchangeable heads with Medium, Fine & Straight knurls

Centre Height	Head 1.	Head 2.	Head 3.	CODE	ex GST	inc GST
12 or 16mm	Medium 2 wheels	Fine 2 wheels	Straight 1 wheel	L076	\$89	\$97.90



Quality ISO Standard Tipped Tool Holders

NOTE: Inserts not included with tool holders.

Turning Tools (Screw Type - Positive Rake)



SCLC Style

Shank (WxH)	CH	R	L	CODE	ex GST	inc GST
10 x 10	10	*		L012	\$50	\$55.00
10 x 10	10		*	L0121	\$50	\$55.00
12 x 12	12	*		L0122	\$59	\$64.90
12 x 12	12		*	L0123	\$59	\$64.90

R = Right Hand, L = Left Hand, CH = Centre Height
 * Inserts to suit (L060)

Turning Tools (Screw Type - Positive Rake)



STGC Style

Shank (WxH)	CH	R	L	CODE	ex GST	inc GST
12 x 12	12	*		L015	\$59	\$64.90
12 x 12	12		*	L016	\$59	\$64.90
16 x 16	16	*		L017	\$65	\$71.50
16 x 16	16		*	L018	\$65	\$71.50

R = Right Hand, L = Left Hand, CH = Centre Height
 * Inserts to suit (L062)

Turning Tools (Lever Clamp - Negative Rake)



PCLN Style

Shank (WxH)	CH	R	CODE	ex GST	inc GST
20 x 20	20	*	L050	\$80	\$88.00
25 x 25	25	*	L0501	\$90	\$99.00

R = Right Hand, L = Left Hand, CH = Centre Height
 * Inserts to suit (L0602)

Turning Tools (Lever Clamp - Negative Rake)



PCKN Style

Shank (WxH)	CH	R	CODE	ex GST	inc GST
20 x 20	20	*	L0506	\$80	\$88.00
25 x 25	25	*	L0507	\$90	\$99.00

R = Right Hand, L = Left Hand, CH = Centre Height
 * Inserts to suit (L0602)

Turning Tools (Clamp Type - Negative Rake)



WTJN Style

Shank (WxH)	CH	R	L	CODE	ex GST	inc GST
16 x 16	16	*		L044	\$79	\$86.90
16 x 16	16		*	L045	\$79	\$86.90
20 x 20	20	*		L046	\$89	\$97.90
20 x 20	20		*	L047	\$89	\$97.90
25 x 25	25	*		L048	\$99	\$108.90
25 x 25	25		*	L049	\$99	\$108.90

R = Right Hand, L = Left Hand, CH = Centre Height
 * Inserts to suit (L064)

Turning Tools (Clamp Type - Negative Rake)



MWLN Style

Shank (WxH)	CH	R	L	CODE	ex GST	inc GST
20 x 20	20	*		L039	\$95	\$104.50
20 x 20	20		*	L040	\$95	\$104.50
25 x 25	25	*		L041	\$105	\$115.50
25 x 25	25		*	L042	\$105	\$115.50

R = Right Hand, L = Left Hand, CH = Centre Height
 * Inserts to suit (L053)

External Threading Tools



SER Style

Shank (WxH)	CH	R	CODE	ex GST	inc GST
12 x 12	12	*	L031	\$69	\$75.90
16 x 16	16	*	L032	\$79	\$86.90
20 x 20	20	*	L033	\$89	\$97.90
25 x 25	25	*	L034	\$109	\$119.90

R = Right Hand, L = Left Hand, CH = Centre Height
 * Inserts to suit (L055 & L056)



* Inserts see p63

Boring Bars (Screw Type - Positive Rake)



SCLC Style

D	B	R	CODE	ex GST	inc GST
8	10	*	L020	\$75	\$82.50
10	12	*	L0201	\$65	\$71.50

D = Bar Diameter, B = Min. Bore, R = Right Hand
 * Inserts to suit (L060)

Boring Bars (Screw Type - Positive Rake)



STFC Style

D	B	R	CODE	ex GST	inc GST
12	16	*	L021	\$70	\$77.00
16	20	*	L022	\$80	\$88.00
20	25	*	L023	\$99	\$108.90

D = Bar Diameter, B = Min. Bore, R = Right Hand
 * Inserts to suit (L062)

Boring Bars (Lever Clamp - Negative Rake)



PCLN Style

D	B	R	CODE	ex GST	inc GST
25	32	*	L026	\$160	\$176.00
32	40	*	L0263	\$220	\$242.00

D = Bar Diameter, B = Min. Bore, R = Right Hand
 * Inserts to suit (L0602)

Boring Bars (Clamp Type - Negative Rake)



MTUN Style

D	B	R	CODE	ex GST	inc GST
25	30	*	L024	\$154	\$169.40
32	40	*	L025	\$185	\$203.50

D = Bar Diameter, B = Min. Bore, R = Right Hand
 * Inserts to suit (L064)

Boring Bars (Clamp Type - Negative Rake)



MWLN Style

D	B	R	CODE	ex GST	inc GST
20	27	*	L415	\$115	\$126.50
25	31	*	L416	\$145	\$159.50

D = Bar Diameter, B = Min. Bore, R = Right Hand
 * Inserts to suit (L053)

Internal Threading Bars



SIR Style

D	B	R	CODE	ex GST	inc GST
16 (13 Step)	15	*	L036	\$90	\$99.00
16	20	*	L037	\$99	\$108.90
20	24	*	L038	\$129	\$141.90

D = Bar Diameter, B = Min. Bore, R = Right Hand
 * Inserts to suit (L057 & L058)

Parting Blocks



Centre Height	Suits Blade	CODE	ex GST	inc GST
12	26	L027	\$90	\$99.00
16	26	L028	\$90	\$99.00
20	26	L029	\$90	\$99.00
20	32	L029B	\$90	\$99.00
25	32	L030	\$109	\$119.90

Parting Blades



* To suit Kennametal inserts

BLADE SIZE	INSERTS TO SUIT	CODE	ex GST	inc GST
26 x 2	L0512	L468	\$75	\$82.50
26 x 3	L0513	L469	\$80	\$88.00
32 x 3	L0513	L4693	\$80	\$88.00

* Inserts see p63

Turning Tool Kits



L452 & L453

12mm		16mm		20mm		25mm	
PACKAGE CODE	L450	PACKAGE CODE	L451	PACKAGE CODE	L452	PACKAGE CODE	L453
Turning Tool (R/H)	L015	Turning Tool (R/H)	L017	Turning Tool (R/H)	L039	Turning Tool (R/H)	L041
Turning Tool (L/H)	L016	Turning Tool (L/H)	L018	Turning Tool (L/H)	L040	Turning Tool (L/H)	L042
Boring Bar	L021	Boring Bar	L022	Boring Bar	L415	Boring Bar	L416
Inserts (pkt 10)	L062	Inserts (pkt 10)	L062	Inserts (pkt 10)	L053	Inserts (pkt 10)	L053
TCMT110204		TCMT110204		WNMG0804		WNMG0804	
ex GST	\$230	ex GST	\$250	ex GST	\$325	ex GST	\$349
inc GST	\$253.00	inc GST	\$275.00	inc GST	\$357.50	inc GST	\$383.90
SAVE	\$40.70	SAVE	\$42.90	SAVE	\$99.00	SAVE	\$127.60

Parting Tool Kits



12mm		16mm		20mm		25mm	
PACKAGE CODE	L464	PACKAGE CODE	L465	PACKAGE CODE	L466	PACKAGE CODE	L467
Parting Off Block	L027	Parting Off Block	L028	Parting Off Block	L029	Parting Off Block	L030
Parting Off Blade (26 x 2mm)	L468	Parting Off Blade (26 x 2mm)	L468	Parting Off Blade (26 x 3mm)	L469	Parting Off Blade (32 x 3mm)	L4693
2 x Inserts A2022	L0512	2 x Inserts A2022	L0512	2 x Inserts A2030	L0513	10 x Inserts A2030	L0513
ex GST	\$169	ex GST	\$169	ex GST	\$169	ex GST	\$270
inc GST	\$185.90	inc GST	\$185.90	inc GST	\$185.90	inc GST	\$297.00
SAVE	\$17.38	SAVE	\$17.38	SAVE	\$22.88	SAVE	\$19.80

Threading Tool Kits



12mm		16mm		20mm		25mm	
PACKAGE CODE	L456	PACKAGE CODE	L457	PACKAGE CODE	L458	PACKAGE CODE	L459
Int. Threading Tool	L036	Int. Threading Tool	L037	Int. Threading Tool	L038	Int. Threading Tool	L0385
Ext. Threading Tool	L031	Ext. Threading Tool	L032	Ext. Threading Tool	L033	Ext. Threading Tool	L034
1 x 55° 16ER Insert	L055	1 x 55° 16ER Insert	L055	1 x 55° 16ER Insert	L055	1 x 55° 16ER Insert	L055
1 x 55° 16IR Insert	L057	1 x 55° 16IR Insert	L057	1 x 55° 16IR Insert	L057	1 x 55° 16IR Insert	L057
1 x 60° 16ER Insert	L056	1 x 60° 16ER Insert	L056	1 x 60° 16ER Insert	L056	1 x 60° 16ER Insert	L056
1 x 60° 16IR Insert	L058	1 x 60° 16IR Insert	L058	1 x 60° 16IR Insert	L058	1 x 60° 16IR Insert	L058
ex GST	\$170	ex GST	\$170	ex GST	\$180	ex GST	\$225
inc GST	\$187.00	inc GST	\$187.00	inc GST	\$198.00	inc GST	\$247.50
SAVE	\$53.90	SAVE	\$74.80	SAVE	\$107.80	SAVE	\$107.80

Threading Tool Kits

- 1 x R/H Ext. Threading Tool
- 10 x 11ER A60 (60°) Inserts

(Re-Order Inserts: 60° L0546 or 55° L0545)



SIZE	CODE	ex GST	inc GST
12mm	L470	\$110	\$121

Boring Bar Set

- 8, 10, & 12mm Boring Bars
- 3 x Inserts • Aluminium case

(Re-Order Inserts: L060)



CODE	ex GST	inc GST
L431	\$140	\$154.00

Boring Bar Set

- 8, 10, 12 & 16mm Boring Bars
- Inserts (pkt 10) CCMT060204

(Re-Order Inserts: L060)



CODE	ex GST	inc GST
L430	\$275	\$302.50

Lathe Tool Set 10mm

- 4 x Turning & 1 x Boring Bar
- 4 x TCMT1102, 1 x CMT0902 Inserts (Re-Order Inserts: L062, L0515)



CODE	ex GST	inc GST
L0055	\$79	\$86.90

Turning Tool Sets

- Sets include various turning tools shown as below



SIZE	PIECE	CODE	ex GST	inc GST
12mm	7	L0099	\$180	\$198.00
16mm	7	L0077	\$180	\$198.00



REPLACEMENT TIP SETS

SUITS	SUITS Kit CODE	PIECE	CODE	ex GST	inc GST
12mm	L009	9	L009A	\$45	\$49.50
16mm	L007	7	L007A	\$55	\$60.50
12mm	L0099	10	L009B	\$80	\$88.00
16mm	L0077	10	L007B	\$90	\$99.00
20mm	L011	7	L011A	\$45	\$49.50

ISO Tungsten Carbide Inserts



THREADING INSERTS (Pack of 5)

TYPE	L	s	d	PITCH	TPI	CODE	ex GST	inc GST
11ER 55° External	11	3.18	6.35	~	48-14	L0545	\$60	\$66.00
11ER 60° External	11	3.18	6.35	0.5-1.75	48-14	L0546	\$60	\$66.00
16ERAG 55° External	16.5	3.67	9.52	~	48-8	L055	\$75	\$82.50
16ERAG 60° External	16.5	3.67	9.52	0.5-3.0	48-8	L056	\$75	\$82.50
16IRAG 55° Internal	16.5	3.67	9.52	~	48-8	L057	\$75	\$82.50
16IR 60° Internal	16	3.67	9.52	0.5-3.0	48-8	L058	\$75	\$82.50

PARTING INSERTS - VANDURIT (Pack of 10)

TYPE	GRADE	WIDTH	RADIUS	CODE	ex GST	inc GST
GCMX20EN	S5K	2.2	0.2	L0671	\$90	\$99.00

PARTING INSERTS - KENAMETAL (Pack of 10)

TYPE	GRADE	WIDTH	RADIUS	CODE	ex GST	inc GST
A2022 N00CR02	K5025	2.4	0.2	L0512	\$99	\$108.90
A2030 N00CR02	K5025	3.1	0.2	L0513	\$99	\$108.90

GRADE SELECTIONS

CA5525..... Rough to interruption cutting of steel. Good wear resistance (Coated)
 CA5515..... High speed finishing of steel. Continuous to light interruption
 CA5525..... General cutting of stainless steel from finishing to roughing continuous to interruption cutting
 V122..... General purpose for finishing and medium roughing on steels, stainless steels and cast iron (Coated)
 V224..... For finishing & light roughing with high fracture toughness (Coated)
 V234..... For heavy machining, particular suitable when turning Austenitic stainless steels. Reduces build up on the cutting edge. Covers a range from P30-P40 (Coated)
 V134..... For heavy machining, particular suitable when turning Austenitic stainless steels. Reduces build up on the cutting edge. Covers a range from P25-P40 (Coated)
 S5K..... For severe applications at relatively low cutting speeds on plain carbon, alloy steels & stainless steels
 K5025..... Suitable for heavy machining, particular suitable when turning Austenitic stainless steels
 AC2330..... For general purpose milling in steels and stainless steel. Covers a range from P10-P30 (PVD Coated)
 PR690..... Superior adhesion-resistant. Tin base PVD coated carbide on special tough carbide substrate. Suitable for steel, stainless steel, cast iron & heat resistant alloys. Low speed cutting
 PW30..... Features stable wear and chipping resistance for milling steel

TURNING INSERTS (Pack of 10)

TYPE	GRADE	l	d	t	R	OD1	CODE	ex GST	inc GST
CCMT 060204-GK	CA5525	6.5	6.35	2.38	0.4	2.8	L060	\$85	\$93.50
CCMT 9T304-GK	CA5525	9.7	9.52	3.97	0.4	4.4	L060A	\$109	\$119.90
TCMT 090204-HQ	CA5525	9.0	5.56	2.38	0.4	2.8	L0615	\$80	\$88.00
TCMT 110204-HQ	CA5525	11.0	6.35	2.38	0.4	2.8	L062	\$79	\$86.90
TCMT 110208-4D	V224	11.0	6.35	2.38	0.8	2.8	L0621	\$79	\$86.90
TCMT 16T304-HQ	CA5525	16.5	9.35	3.97	0.4	4.1	L054	\$110	\$121.00
TPMR 110304	CA5525	11.0	6.35	3.18	0.4	-	L061	\$79	\$86.90
TPMR 160308	CA5525	16.5	9.52	3.17	0.8	-	L063	\$89	\$97.90
TNMG 160404-HQ	CA5515	16.5	9.52	4.76	0.4	3.81	L0644	\$99	\$108.90
TNMG 160408-PS	CA5525	16.5	9.52	4.76	0.8	3.81	L064	\$99	\$108.90
TNMG 160408-MS	CA5525	16.5	9.52	4.76	0.8	3.81	L0648	\$99	\$108.90
CNMG 120408-PS	CA5525	12.7	12.7	4.76	0.8	5.16	L0602	\$115	\$126.50
WNMG 080408-PS	CA5525	8.7	12.7	4.76	0.8	5.16	L053	\$110	\$121.00
WNMG 080408-HQ	CA5515	8.7	12.7	4.76	0.4	5.16	L0534	\$110	\$121.00
WNMG 080408-MS	CA5525	8.7	12.7	4.76	0.8	5.16	L0538	\$110	\$121.00

MILLING INSERTS (Pack of 10)

TYPE	GRADE	l	d	t	R	CODE	ex GST	inc GST
SEKT 1204-AFEN-S	PR660	12.7	12.7	4.76	1.7	L065	\$149	\$163.90
TPMN 160308	PR660	16.5	9.52	3.18	0.8	L066	\$89	\$97.90
TPKN 160308-PDSR	V234	16.5	9.52	3.18	1.2/0.7	L0661	\$99	\$108.90
TPKN 2204-PDTR	PW30	22	12.7	4.76	1.6/0.7	L069	\$159	\$174.90
APMT 103504-PDERH	ACZ330	11	-	4.76	1.69-0.8	L059	\$126	\$138.60

Drill/Mill Accessory Package

- The kit with all you need to get started



Suits 14mm Table Slot

IMPERIAL		METRIC	
PACKAGE CODE	K150	PACKAGE CODE	K151
Clamp Kit 14mm T-Slot	C096	Clamp Kit 14mm T-Slot	C096
3MT ER32 Collet Chuck & 6 collets	C922B	3MT ER32 Collet Chuck & 6 collets	C922B
10pce Slot-End Mill Set	M3321	10pce Slot-End Mill Set	M3301
ex GST	\$330	ex GST	\$330
inc GST	\$363.00	inc GST	\$363.00
SAVE	\$126.50	SAVE	\$126.50

Milling Accessory Packages

- This kit is suitable for the workshop or toolroom



Suits 5/8" Table Slot

R8		NT30		NT40	
PACKAGE CODE	K155	PACKAGE CODE	K156	PACKAGE CODE	K157
Clamp Kit 5/8"-T-Slot	C091	Clamp Kit 5/8"-T-Slot	C091	Clamp Kit 5/8"-T-Slot	C091
R8 ER32 Collet	C106	NT30 ER32 Collet	C110	NT40 ER32 Collet	C112
Chuck & Spanner	C932	Chuck & Spanner	C932	Chuck & Spanner	C932
6pce ER32 Collet Set	C921	6pce ER32 Collet Set	C921	6pce ER32 Collet Set	C921
150mm K-Type Vice with Swivel Base	V106	150mm K-Type Vice with Swivel Base	V106	150mm K-Type Vice with Swivel Base	V106
R8 75mm Face Mill	M512	NT30 75mm Face Mill	M512	NT40 75mm Face Mill	M512
Cutter and Arbor	M536	Mill Cutter and Arbor	M542	Mill Cutter and Arbor	M552
Inserts TPUN160308	L068	Inserts TPUN160308	L068	Inserts TPUN160308	L068
ex GST	\$790	ex GST	\$790	ex GST	\$790
inc GST	\$869.00	inc GST	\$869.00	inc GST	\$869.00
SAVE	\$108.90	SAVE	\$113.30	SAVE	\$159.60

End Mills & Slot Drills - HSS



SLOT DRILLS - Metric

SIZE mm	SHANK mm	CODE	ex GST	inc GST
3	6	M3201	\$10	\$11.00
4	6	M3202	\$10	\$11.00
5	6	M3203	\$10	\$11.00
6	6	M3204	\$12	\$13.20
7	10	M3205	\$12	\$13.20
8	10	M3206	\$12	\$13.20
10	10	M3210	\$15	\$16.50
12	12	M3212	\$16	\$17.60
14	12	M3214	\$18	\$19.80
16	16	M3216	\$20	\$22.00
18	16	M3218	\$24	\$26.40
20	20	M3220	\$28	\$30.80

END MILLS - Metric

SIZE mm	SHANK mm	CODE	ex GST	inc GST
3	6	M3230	\$10	\$11.00
4	6	M3231	\$10	\$11.00
5	6	M3233	\$10	\$11.00
6	6	M3234	\$10	\$11.00
7	10	M3235	\$12	\$13.20
8	10	M3236	\$12	\$13.20
10	10	M3237	\$15	\$16.50
12	12	M3238	\$16	\$17.60
13	12	M3239	\$18	\$19.80
14	12	M3240	\$18	\$19.80
16	16	M3241	\$20	\$22.00
18	16	M3242	\$22	\$24.20
20	20	M3243	\$28	\$30.80
25	25	M3245	\$50	\$55.00

SLOT DRILLS - Imperial

SIZE	SHANK	CODE	ex GST	inc GST
1/8"	1/4"	M3246	\$10	\$11.00
3/16"	1/4"	M3247	\$10	\$11.00
1/4"	1/4"	M3248	\$12	\$13.20
5/16"	3/8"	M3249	\$12	\$13.20
3/8"	3/8"	M3250	\$15	\$16.50
1/2"	1/2"	M3251	\$16	\$17.60
5/8"	5/8"	M3252	\$20	\$22.00
3/4"	3/4"	M3253	\$28	\$30.80

END MILLS - Imperial

SIZE	SHANK	CODE	ex GST	inc GST
1/8"	1/4"	M3260	\$10	\$11.00
3/16"	1/4"	M3261	\$10	\$11.00
1/4"	1/4"	M3262	\$12	\$13.20
5/16"	3/8"	M3263	\$12	\$13.20
3/8"	3/8"	M3264	\$15	\$16.50
1/2"	1/2"	M3265	\$16	\$17.60
5/8"	5/8"	M3266	\$20	\$22.00
3/4"	3/4"	M3267	\$28	\$30.80

Ball Nose Cutters HSS

- Manufactured from HSS M35 5% Co Bright finish
- 2 Flute
- Plain shank



SET	TYPE	RADIUS SIZE	FLUTES	CODE	ex GST	inc GST
5 Piece	Metric	6, 8, 10, 12, 16mm	Two Flute	M3355	\$85	\$93.50

Corner Rounding Set HSS

- Manufactured from HSS M35 5% Co bright finish
- Used for machining a radius



SET	TYPE	RADIUS SIZE	SHANK SIZE	CODE	ex GST	inc GST
4 Piece	Metric	4, 5, 6, 8mm	12, 16, 16, 20mm	M3391	\$99	\$108.90

Counterbore Drill Set HSS

- Industrial quality
- HSS M35 bright finish
- Plain shank
- 6 piece set



SET	TYPE	SIZES	CODE	ex GST	inc GST
6 Piece	Metric	M3, M4, M5, M6, M8, M10	M3381	\$99	\$108.90

Industrial Slot Drill Set HSS

- Manufactured from HSS M35 5% Co bright finish **screwed shank**
- Two flute



SET	TYPE	SLOT DRILLS	FLUTE TYPE	CODE	ex GST	inc GST
5 Piece	Metric	6, 8, 10, 12, 16mm	Two Flute	M3351	\$69	\$75.90

Industrial End Mill Set HSS

- Manufactured from HSS M35 5% Co bright finish **screwed shank**
- Four flute



SET	TYPE	END MILLS	FLUTE TYPE	CODE	ex GST	inc GST
5 Piece	Metric	6, 8, 10, 12, 16mm	Four Flute	M3352	\$69	\$75.90

Industrial End Mill Set Solid Carbide

- Manufactured from micro fine solid carbide
- Bright finish
- Plain shank



SET	TYPE	END MILLS	FLUTE TYPE	CODE	ex GST	inc GST
4 Piece	Metric	6, 8, 10, 12mm	Four Flute	M337	\$139	\$152.90

End Mill & Slot Drill Sets HSS

- Tinited coated
- Plain shank



10 Piece

12 Piece

SET	TYPE	SLOT DRILLS	END MILLS	CODE	ex GST	inc GST
10 Piece	Metric	6, 10, 12, 16, 20mm	6, 10, 12, 16, 20mm	M330	\$70	\$77
10 Piece	Imperial	1/4", 3/8", 1/2", 5/8", 3/4"	1/4", 3/8", 1/2", 5/8", 3/4"	M332	\$70	\$77
12 Piece	Metric	4, 5, 6, 8, 10, 12mm	4, 5, 6, 8, 10, 12mm	M333	\$70	\$77
12 Piece	Imperial	3/16", 1/4", 5/16", 3/8", 7/16", 1/2"	3/16", 1/4", 5/16", 3/8", 7/16", 1/2"	M335	\$70	\$77

End Mill & Slot Drill Sets HSS

- Manufactured from HSS M2
- Plain shank



SET	TYPE	SLOT DRILLS	END MILLS	CODE	ex GST	inc GST
10 Piece	Metric	6, 10, 12, 16, 20mm	6, 10, 12, 16, 20mm	M3301	\$105	\$115.50
10 Piece	Imperial	1/4", 3/8", 1/2", 5/8", 3/4"	1/4", 3/8", 1/2", 5/8", 3/4"	M3321	\$105	\$115.50

T-Slot Cutters - HSS



SUITS	SLOT CUTTER (Dia.x H)	SHANK Dia.	CODE	ex GST	inc GST
10mm	Ø18 x 8mm	Ø12mm	M3280	\$75	\$82.50
12mm	Ø21 x 9mm	Ø12mm	M3281	\$95	\$104.50
14mm	Ø25 x 11mm	Ø16mm	M3282	\$105	\$115.50
16mm	Ø28 x 12mm	Ø16mm	M3283	\$125	\$137.50
18mm	Ø32 x 16mm	Ø16mm	M3284	\$159	\$174.90

Chamfer Cutters

- Uses inserts TPMN1603 (L066) • **NOTE:** Inserts not included. See page 63
- 45° high speed chamfer cutter



SHANK SIZE	Insert Qty	RANGE	CODE	ex GST	inc GST
20 x 60mm	1	5 - 20mm	M501	\$59	\$64.90
25 x 120mm	3	20 - 35mm	M502	\$89	\$97.90

Face Mill Cutters with Arbor

- Integral arbor
- Uses inserts TPKN 1603 (L066)
- Suits 1/2" whitworth draw bars
- NOTE:** Inserts not included See page 63



CUTTER	Insert Qty	TAPER	CODE	ex GST	inc GST
Ø32mm	2	3MT	M528	\$80	\$88.00
Ø50mm	3	3MT	M529	\$109	\$119.90

Face Mill Cutters - Positive Rake

- Uses inserts TPKN1603 (L066) *M503 & M504 (L069)

CUTTER	Insert Qty	BORE	CODE	ex GST	inc GST
Ø50mm	3	22mm	M510	\$90	\$99.00
Ø63mm	4	27mm	M511	\$99	\$108.90
Ø75mm	5	27mm	M512	\$119	\$130.90
Ø100mm	6	32mm	M513	\$169	\$185.90
Ø125mm	8	40mm	M503	\$325	\$357.50
Ø160mm	10	40mm	M504	\$435	\$478.50



- NOTE:** Inserts not included See page 63

Super High Rake Cutters

Ideal for low horsepower machines where rapid metal removal is required

CUTTER	Insert Qty	BORE	CODE	ex GST	inc GST
Ø50mm	4	22mm	M515	\$130	\$143.00
Ø63mm	5	22mm	M516	\$150	\$165.00
Ø80mm	6	27mm	M517	\$180	\$198.00
Ø100mm	6	32mm	M518	\$230	\$253.00
Ø125mm	8	40mm	M5182	\$325	\$357.50
Ø160mm	10	40mm	M5185	\$360	\$396.00



- Uses inserts SEHW1204AF (L065)
- NOTE:** Inserts not included See page 63

Face Mill Arbors

- Material: SCM-21 Hardness HRC 50°-55°

SIZE mm	DRAW BAR	CODE	ex GST	inc GST
3MT x Ø22	1/2"	M562	\$58	\$63.80
3MT x Ø27	1/2"	M563	\$58	\$63.80
R8 x Ø22	7/16"	M535	\$58	\$63.80
R8 x Ø27	7/16"	M536	\$58	\$63.80
R8 x Ø32	7/16"	M537	\$58	\$63.80
NT30 x Ø22	12mm	M540	\$62	\$68.20
NT30 x Ø27	12mm	M542	\$62	\$68.20
NT30 x Ø32	12mm	M544	\$62	\$68.20
NT30 x Ø40	12mm	M545	\$95	\$104.50
NT40 x Ø22	16mm	M550	\$89	\$97.90
NT40 x Ø27	16mm	M552	\$89	\$97.90
NT40 x Ø32	16mm	M554	\$89	\$97.90
NT40 x Ø40	16mm	M555	\$89	\$97.90



Slot & End Mills

- Uses inserts APMT1035 (L059)
- NOTE:** Inserts not included. See page 63



CUTTER	TYPE	LENGTH	Insert Qty	CODE	ex GST	inc GST
Ø12mm	END	80mm	1	M519	\$60	\$66
Ø16mm	END	90mm	2	M520	\$70	\$77
Ø20mm	END	110mm	2	M521	\$80	\$88
Ø25mm	END	120mm	3	M522	\$90	\$99
Ø20mm	SLOT	130mm	3	M523	\$150	\$165
Ø25mm	SLOT	140mm	4	M524	\$180	\$198

End Mill Kit

KIT CODE: K159

ITEMS	CODE
16mm End Mill	M520
20mm End Mill	M521
10 x Inserts APMT1035	L059
ex GST	\$230
inc GST	\$253.00
SAVE	\$50.60



Universal Milling Kit

- In blow mould case

NOTE: Arbors not included.
Refer to face mill arbors below

KIT CODE: M530

ITEMS	CODE
Ø12mm End Mill Cutter	M519
Ø16mm End Mill Cutter	M520
Ø50mm Face mill, Ø22mm bore	-
10 x Inserts APMT1035	L059
ex GST	\$250
inc GST	\$275.00
SAVE	\$106.60



Milling Adaptors

- Precision ground finish



TAPER	DRAW BAR	L	C	CODE	ex GST	inc GST
R8 - 2MT	7/16"	30	32	M169	\$62	\$68.20
R8 - 3MT	7/16"	50	40	M170	\$62	\$68.20
NT30 - 2MT	12mm	50	32	M165	\$65	\$71.50
NT30 - 3MT	12mm	65	40	M166	\$65	\$71.50
NT40 - 2MT	16mm	40	32	M167	\$85	\$93.50
NT40 - 3MT	16mm	70	40	M171	\$89	\$97.90
NT40 - 4MT	16mm	93	48	M172	\$89	\$97.90
NT40 - NT30	16mm	15	-	M1724	\$89	\$97.90
NT50 - NT40	23mm	23	-	M173	\$205	\$225.50

Boring Head Bar Sets - Carbide Tipped



SIZE	PIECE	SUITS BORING HEADS	CODE	ex GST	inc GST
12mm	9	BC-2	M180	\$65	\$71.50
18mm	12	BC-3, BHB, VBHU	M181	\$85	\$93.50
18mm	4	BC-3, BHB, VBHU	M181A	\$95	\$104.50

(Inserts L054, L062) see page 63

BHB Precision Boring Head



- Range 5 - 250mm
- Adjustment graduations 0.01mm
- Includes 2 boring bars & 1 sleeve
- Suits 18mm boring bar shanks
- NOTE: Arbors not included

CODE	ex GST	inc GST
M184	\$390	\$429



VBHU Universal Boring & Facing Head



- Auto feed (2-speed) & stop
- Range 5 - 250mm
- Suits 10, 12, & 18mm boring bar shanks
- Includes:
 - 4 x boring bars
 - 2 x sleeves
 - 2 x HSS adaptors
 - 1 x boring bar extension
- NOTE: Arbors not included

CODE	ex GST	inc GST
M185	\$1,250	\$1,375



Arbors - (Suits: M184 & M185 only)

TAPER	DRAW BAR	CODE	ex GST	inc GST
3MT	1/2"Whit.	M195A	\$119	\$130.90
R8	7/16"UNF	M196	\$119	\$130.90
NT30	12mm	M197	\$119	\$130.90
NT40	16mm	M197A	\$135	\$148.50
BT40	16mm	M197B	\$235	\$258.50



Keyway Broach Sets

- HSS broach set consisting of broaches, bushes & packing shims

TYPE	BROACH WIDTH	BUSHES Ø	CODE	ex GST	inc GST
Metric	4, 5, 6, 8mm	12, 14, 15, 16, 18, 19, 20, 22, 24, 25, 26, 28, 30mm	M498	\$450	\$495
Imperial	1/8", 3/16", 1/4", 3/8"	1-1/2", 1-3/8", 1-1/4", 1-1/8", 1", 7/8", 3/4", 5/8", 1/2"	M500	\$450	\$495



Boring Head Kits

- Micro adjustment, rigid locking with two vertical & one horizontal boring bar positions
- NOTE: Arbors not included



MODEL	SIZE	CODE	ex GST	inc GST
BC-2K	50mm	M182	\$150	\$165
BC-3K	75mm	M183	\$200	\$220

Individual Boring Heads



Head only M1834

MODEL	SIZE	CODE	ex GST	inc GST
BC-2	50mm	M1822	\$90	\$99
BC-3	75mm	M1833	\$120	\$132
BC-4	100mm	M1834	\$270	\$297



Arbors to suit

- These precision shanks are hardened & ground


TAPER	DRAW BAR	CODE	ex GST	inc GST
3MT	1/2"Whit.	M192	\$65	\$71.50
R8	7/16"UNF	M190	\$65	\$71.50
NT30	12mm	M193	\$65	\$71.50
NT40	16mm	M194	\$105	\$115.50



Keyway Broaches - Individual

- HSS consisting of a broach & packing shim

SIZE	STYLE	CODE	ex GST	inc GST	SIZE	STYLE	CODE	ex GST	inc GST
3mm	A	M4982	\$60	\$66.00	1/8"	B	M5002	\$60	\$66.00
4mm	B	M4983	\$60	\$66.00	3/16"	B	M5003	\$80	\$88.00
5mm	B	M4984	\$60	\$66.00	1/4"	C	M5004	\$80	\$88.00
6mm	C	M4985	\$80	\$88.00	5/16"	C	M5005	\$80	\$88.00
8mm	C	M4986	\$80	\$88.00	3/8"	C	M5006	\$80	\$88.00
10mm	D	M4987	\$140	\$154.00	1/2"	D	M5008	\$140	\$154.00
12mm	D	M4988	\$140	\$154.00					



Semi-Synthetic Metal Cutting Fluid

- Bio-resistant, low foaming, semi synthetic coolant
- Water-dilutable, synthetics and emulsions, for any application on ferrous or non-ferrous metal • Excellent corrosion protection
- Clear pale amber, excellent work visibility

SIZE	CODE	ex GST	inc GST
5 Litres	S090	\$45.00	\$49.50
20 Litres	S091	\$168.18	\$185.00



Refractometer - Brix 0-18% Measurmax

An industrial fluids testing device that will quickly and accurately measure the concentrate to water ratio of metalworking coolants, parts cleaners, chromating solutions and many other types of aqueous based solutions and emulsions.

- Automatic temperature compensation (ATC)
- Range: 0-18% Bx

CODE	ex GST	inc GST
Q670	\$180	\$198



Dirty and old coolant is also shown as blurred line. Clean new coolant is shown as a sharp line.

Clean-Up Agents

- Absorbs 90% capacity in under 10 minutes
- Eco-friendly, workplace safe • Biodegradable
- Contains no harmful dust or chemicals

TYPE	SIZE	CODE	ex GST	inc GST
Organic	50 Litres	O000	\$20	\$22.00
Zeolite	22 Litres	O000A	\$22	\$24.20



Coolant Pumps Bare pump - almost any application

- Submersible type • High-tensile cast iron housing
- Totally enclosed motor, copper wire coils & non-corrosive plastic impellers

CODE	P232	P233	P230
Discharge at 2M lift	20lts/min	20lts/min	60lts/min
Total Height	L 285	285	350
Submerge Depth	L1 130mm	130mm	180mm
PCD 4 mount holes	130	130	160
Outlet	3/8"	3/8"	1/2"
Motor	hp / V 1/8 / 240	1/8 / 415	1/4 / 415
Weight	kg 6.5	6.5	13.0
PRICE	ex GST \$109	\$109	\$239
PRICE	inc GST \$119.90	\$119.90	\$262.90



Coolant Pump & Plastic Tank

- 1/8hp 240V motor pump
- Tank size 340 x 250 x 170mm
- 9 Litre capacity • Supply & drain hoses
- On/Off switch • Magnetic base nozzle
- Weight: 7.6kg

CODE	ex GST	inc GST
P235	\$220	\$242



Coolant Pump & Steel Tank

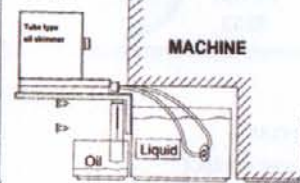
- 1/8hp 240V motor pump
- Steel tank 290 x 200 x 170mm
- 7 Litre capacity • Reinforced supply hose
- Flow control valve • Nozzle and drain hose
- Weight: 15kg

CODE	ex GST	inc GST
P234	\$270	\$297



Oil Skimmer - Tube type HD-830

- Used to skim oil from fluid tank through the function of continuously cyclic oil absorption
- 1 Litre per/Hour capacity
- 240V



CODE	ex GST	inc GST
O200	\$429	\$471.90

Coolant System

- Retro fit to most drilling & milling machines
- This gravity feed system easily mounts to the side of a drill or mill head. A second bottle adapts under a drill or mill table to collect coolant
- Includes 2 x Plastic bottles, flex hose nozzle, Flow control valve & 2 x support brackets

CODE	ex GST	inc GST
P220	\$25	\$27.50



Flexible Coolant Hoses

- Flexible high grade plastic hose with flow control valve 330mm long (H164, H166 & H170)
- Flexible steel hose (PE0027A)
- BSP thread

THREAD	TYPE	CODE	ex GST	inc GST
1/4" BSP	Plastic / Valve	H164	\$15	\$16.50
3/8" BSP	Plastic / Valve	H166	\$18	\$19.80
1/4" Hose	Magnetic Base/Valve	H170	\$25	\$27.50
1/4" BSP	Steel	PE0027A	\$23	\$25.30



Flexible Coolant Hose Kit - 1/4"


- 1/4" Hose (6 x 150mm = 900mm long)
- 1/4" BSP male in-line control valve
- 1/4" In-line control valve
- 1/8" BSP connector (2 piece)
- 1/4" BSP connector (2 piece)
- 1/16" Round nozzle (2 piece)
- 1/8" Round nozzle (2 piece)
- 1/4" Round nozzle (2 piece)
- 1/4" 90° nozzles (4 piece)
- 1/4" Flat nozzles (5 piece)
- 1/4" "Y" fitting • 1/4" Hose connector pliers



CODE	ex GST	inc GST
H165	\$50	\$55

Flexible Coolant Hose Kit - 1/2"

- 1/2" Hose (6 x 150mm = 900mm long)
- 1/2" BSP male in-line valve
- 1/2" In-line control valve
- 3/8" BSP connector (2 piece)
- 1/2" BSP connector (2 piece)
- 1/4" Round nozzle (2 piece)
- 3/8" Round nozzle (2 piece)
- 1/2" Round nozzle (2 piece)
- 1/2" straight connector
- 1/2" 90° nozzle set (4 piece)
- 1/2" "Y" fitting • 1/2" Hose connector pliers



CODE	ex GST	inc GST
H167	\$70	\$77

BT Multilock Chucks

- DIN 2080 taper shank grade AT-3 - 85% taper contact
- Collet chucks are rated to 10,000rpm

TAPER	DESCRIPTION	CODE	ex GST	inc GST
BT40	ASC32 90mm	T300	\$230	\$253



BT ER Collet Chucks

- ER40 collet chucks come with ball bearing nuts
- DIN 2080 taper shank grade AT-3 - 85% taper contact

TAPER	SIZE & EXTENSION	RATED RPM	CODE	ex GST	inc GST
BT30	ER32 - 60mm	10,000rpm	T332	\$115	\$126.50
BT40	ER16 - 70mm	10,000rpm	T203	\$95	\$104.50
BT40	ER16 - 100mm	10,000rpm	T204	\$109	\$119.90
BT40	ER20 - 70mm	10,000rpm	T208	\$95	\$104.50
BT40	ER20 - 100mm	10,000rpm	T209	\$109	\$119.90
BT40	ER25 - 70mm	10,000rpm	T214	\$95	\$104.50
BT40	ER25 - 100mm	10,000rpm	T215	\$109	\$119.90
BT40	ER32 - 70mm	15,000rpm	T220	\$80	\$88.00
BT40	ER32 - 100mm	10,000rpm	T224	\$109	\$119.90
BT40	ER40 - 80mm	10,000rpm	T226	\$120	\$132.00
BT40	ER40 - 100mm	10,000rpm	T228	\$125	\$137.50
BT50	ER32 - 100mm	10,000rpm	T448	\$180	\$198.00
BT50	ER40 - 100mm	10,000rpm	T450	\$195	\$214.50
BT40	ER32S - 32.4mm	25,000rpm	T2205	\$150	\$165.00



T2206 Short Series

BT Face Mill Arbors

TAPER	SIZE & EXTENSION	CODE	ex GST	inc GST
BT40	Ø22mm - 45mm	T150	\$85	\$93.50
BT40	Ø22mm - 90mm	T151	\$99	\$108.90
BT40	Ø27mm - 60mm	T155	\$85	\$93.50
BT40	Ø32mm - 45mm	T158	\$85	\$93.50
BT40	Ø40mm - 60mm	T162	\$109	\$119.90
BT50	Ø27mm - 45mm	T456	\$150	\$165.00
BT50	Ø32mm - 45mm	T457	\$150	\$165.00



BT Morse Taper Adaptors

TAPER	SIZE & EXTENSION	CODE	ex GST	inc GST
BT40	2MT - 45mm	T175	\$80	\$88.00
BT40	3MT - 75mm	T177	\$80	\$88.00
BT40	4MT - 90mm	T179	\$89	\$97.90
BT50	3MT - 65mm	T453	\$160	\$176.00
BT50	4MT - 75mm	T454	\$160	\$176.00



Soft Jaws - to suit Kitagawa Chucks

- To suit CNC lathes. Used to hold work pieces of specific shapes
- Serration pitch 1.5 x 60°

SIZE	S-1	S-2	S-3	S-4	S-5	S-6	S-7	S-8	S-9	S-10	WEIGHT kg	CODE	ex GST	inc GST
Standard Jaws														
6"	73	31	30	12	5	18	20	38	M10	15	1.5	C796	\$75	\$82.50
8"	95	35	37	14	5	22	25	46	M12	24	2.3	C798	\$75	\$82.50
10"	110	40	42	16	5	27	30	50	M12	30	3.6	C800	\$75	\$82.50
12"	129	48	48	21	5	28	30	60	M16	39	6.2	C802	\$129	\$141.90
Extra Long Soft Jaws														
8"	150	35	48	-	-	-	-	-	-	-	-	C7981	\$139	\$152.90
10"	150	40	48	-	-	-	-	-	-	-	-	C8001	\$159	\$174.90

BT Side Lock Holders

TAPER	SIZE & EXTENSION	CODE	ex GST	inc GST
BT40	10mm - 75mm	T163	\$80	\$88.00
BT40	12mm - 75mm	T164	\$80	\$88.00
BT40	16mm - 75mm	T165	\$80	\$88.00
BT40	20mm - 90mm	T167	\$80	\$88.00
BT40	25mm - 90mm	T169	\$80	\$88.00
BT40	32mm - 90mm	T171	\$85	\$93.50
BT50	16mm - 90mm	T464	\$150	\$165.00
BT50	20mm - 90mm	T465	\$150	\$165.00
BT50	25mm - 105mm	T466	\$150	\$165.00
BT50	32mm - 105mm	T467	\$150	\$165.00
BT50	40mm - 120mm	T468	\$175	\$192.50



BT APU Drill Chucks

- Precision ground, M16 Pull Stud thread
- Manufactured to MAS403BT40 standard this one piece drill chuck is suitable for high speed CNC drilling
- Balanced to 12,000rpm G2.5 (T192 only)

TAPER	SIZE & EXTENSION	RATED RPM	CODE	ex GST	inc GST
BT40	APU13 - 110mm	Standard	T190	\$150	\$165.00
BT40	APU13 - 110mm	12,000rpm	T192	\$170	\$187.00
BT40	APU16 - 130mm	Standard	T194	\$160	\$176.00
BT50	APU13 - 120mm	Standard	T462	\$255	\$280.50



T192

BT Pull Studs

TAPER	TYPE	CODE	ex GST	inc GST
BT30	45°, M12	T330	\$15	\$16.50
BT40	45°, M16	T142	\$15	\$16.50
BT50	45°, M24	T445	\$22	\$24.20
BT40	M16 DAEWOO	T145	\$22	\$24.20
BT40	M16 MAZAK	T148	\$24	\$26.40
BT40	M16 OTT SYSTEM	T144	\$29	\$31.90



T142

T145

T148

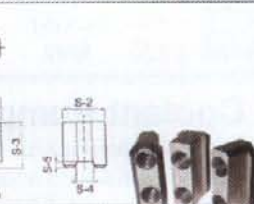
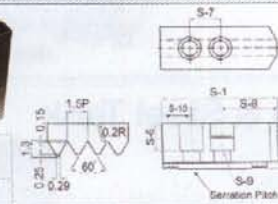
T144

Centre Drill Holders

- NOTE: HSS Tool bits not supplied, see page 53



SHANK	DIA.	HOLE	LENGTH	CODE	ex GST	inc GST
20x20mm	10mm	125mm		L390	\$80	\$88
25x25mm	10mm	150mm		L391	\$90	\$99



TEE NUT SETS - suit Kitagawa Chucks

SUIT SIZE	S-7	THREAD	CODE	ex GST	inc GST
8	25	M12	C7985	\$109	\$119.90
8	25	M12	C7986	\$109	\$119.90
10	30	M12	C8005	\$115	\$126.50
10	30	M12	C8006	\$115	\$126.50
12	30	M16	C8025	\$129	\$141.90

Floating Tap Holders

- Manufactured from top quality SCM-12 alloy steel, hardened and precision ground
- Designed to use standard ER collets • Ideal for all CNC lathes and machining centres
- Features floating spring cushion for automatic position adjustment, avoiding damaged threads
- Square shank of tap is securely held by four grub screws to prevent twisting (ER32 only)

SHANK	COLLET	SHANK LENGTH	EXTENSION	CAPACITY	WEIGHT kg	CODE	ex GST	inc GST
Ø20	ER16	80	50-56	M3-M10	0.2	T006	\$155	\$170.50
Ø32	ER32	100	86-100	M3-M25	1.5	T008	\$249	\$273.90
BT40	ER32	-	110-124	M3-M25	2.4	T007	\$349	\$383.90



Straight Sleeves & Morse Taper

Adaptors For CNC Lathes

- Precision ground internally & externally



MODEL	TYPE	OD	ID	L	L1	CODE	ex GST	inc GST
CHR 16-32	Set Screws	32	16	86	-	D822	\$69	\$75.90
CHR 20-32	Set Screws	32	20	86	-	D823	\$69	\$75.90
CHR 25-32	Slot	32	25	86	56	D824	\$69	\$75.90
CHR 32-2MT	Plain	32	2MT	88	-	D825	\$69	\$75.90
CHR 32-3MT	Plain	32	3MT	88	-	D8253	\$69	\$75.90
CHR 16-40	Set Screws	40	16	96	-	D826	\$75	\$82.50
CHR 20-40	Set Screws	40	20	96	-	D827	\$75	\$82.50
CHR 25-40	Set Screws	40	25	96	-	D828	\$75	\$82.50
CHR 32-40	Slot	40	32	96	66	D829	\$75	\$82.50
CHR 40-3MT	Plain	40	3MT	88	-	D8293	\$75	\$82.50
CHR 40-4MT	Plain	40	4MT	88	-	D8294	\$75	\$82.50

BT Tool Trolleys

- Designed for storing BT tooling
- 2 fixed & 2 swivel with brake caster wheels



TAPER	Holds No. Tools	Drawers	CODE	ex GST	inc GST
BT40	35	-	T093	\$450	\$495
BT40	28	2	T094	\$690	\$759
BT50	20	2	T096	\$690	\$759

BT Tool Stands

Vertex heavy duty tool setting stand for the efficient preparation of BT tooling for CNC machining centres

- Manufactured from high-grade cast iron with top and bottom surfaces machined flat
- Black oxide finished 45C steel insert machined to accept BT arbors



TAPER	CODE	ex GST	inc GST
BT40	T320	\$190	\$209
BT50	T321	\$190	\$209

Low Volt Halogen & Fluorescent Lamps

(L283)

- Magnetic base
- Transformer included

(L2814)

- 3 x LED
- 750 lux at 1 metre
- Transformer included

(L284)

- 3 pivot arm
- 830mm long
- No transformer
- 12 Volt

(L282)

- 5 x Magnifier lens
- Fluorescent Lamp
- 3 pivot arm
- 830mm long

(L285)

- 3 pivot arm
- 830mm long
- Transformer included


(L2825)

- Fluorescent Lamp
- 3 pivot arm
- IP54 protection
- Twin tubes

TYPE	INPUT VOLTAGE	WATT	CODE	ex GST	inc GST
Flexible Lamp - Halogen	240V	35W	L283	\$119	\$130.90
Flexible Lamp - 3 x LED	240V	3W	L2814	\$130	\$143.00
Long Arm Lamp - Halogen no Transformer	12V	55W	L284	\$119	\$130.90
Long Arm Lamp - Halogen	240V	55W	L285	\$129	\$141.90
Fluorescent Lamp - with 5 x Magnifier	240V	22W	L282	\$145	\$159.50
Fluorescent Lamp	240V	36W	L2825	\$160	\$176.00


ER Collet Sets

COLLET TYPE	PIECE SET	RANGE (mm)
ER11	7	1, 2, 3, 4, 5, 6, 7
ER16	10	1, 2, 3, 4, 5, 6, 7, 8, 9, 10
ER20	12	2, 3, 4, 5, 6, 7, 8, 9, 10, 11, 12, 13
ER25	15	2, 3, 4, 5, 6, 7, 8, 9, 10, 11, 12, 13, 14, 15, 16
ER25	10	4, 5, 6, 9, 10, 12, 13, 14, 15, 16 (Sealed Coolant Proof)
ER32	6	6, 8, 10, 12, 16, 20 (requires 7, 13 to cover imperial shanks)
ER32	18	3, 4, 5, 6, 7, 8, 9, 10, 11, 12, 13, 14, 15, 16, 17, 18, 19, 20
ER32	18	3, 4, 5, 6, 7, 8, 9, 10, 11, 12, 13, 14, 15, 16, 17, 18, 19, 20 (HIGH ACCURACY SET)
ER40	7	6, 8, 10, 12, 16, 20, 25 (requires 7, 13 & 26 to cover imperial shanks)
ER40	23	4, 5, 6, 7, 8, 9, 10, 11, 12, 13, 14, 15, 16, 17, 18, 19, 20, 21, 22, 23, 24, 25, 26



CODE	ex GST	inc GST
C821	\$149	\$163.90
C831	\$159	\$174.90
C850	\$230	\$253.00
C860	\$250	\$275.00
C862	\$539	\$592.90
C921	\$150	\$165.00
C922	\$320	\$352.00
C9225	\$390	\$429.00
C957	\$165	\$181.50
C958	\$450	\$495.00

ER Collet & Chuck Sets



C986

ER Collet & Chuck Sets

3MT



NT30



- 6 Collets covering metric & imperial

COLLET	TAPER	PCE	RANGE (mm)	CODE	ex GST	inc GST
ER32	3MT	6	7-6, 8-7, 10-9, 13-12, 16-15, 20-19	C922B	\$225	\$247.50
ER32	NT30	6	7-6, 8-7, 10-9, 13-12, 16-15, 20-19	C9245	\$225	\$247.50

- All ER collet & chuck sets include collets, chuck, spanner & blow-mould case

COLLET TYPE	TAPER	PCE	RANGE (mm)	CODE	ex GST	inc GST
ER32	3MT	6	6, 8, 10, 12, 16, 20 (requires 7, 13 to cover imperial shanks)	C922A	\$250	\$275.00
ER32	R8	6	6, 8, 10, 12, 16, 20 (requires 7, 13 to cover imperial shanks)	C923	\$270	\$297.00
ER32	NT30	6	6, 8, 10, 12, 16, 20 (requires 7, 13 to cover imperial shanks)	C924	\$270	\$297.00
ER32	NT40	6	6, 8, 10, 12, 16, 20 (requires 7, 13 to cover imperial shanks)	C925	\$280	\$308.00
ER32	3MT	18	3, 4, 5, 6, 7, 8, 9, 10, 11, 12, 13, 14, 15, 16, 17, 18, 19, 20	C926	\$395	\$434.50
ER32	R8	18	3, 4, 5, 6, 7, 8, 9, 10, 11, 12, 13, 14, 15, 16, 17, 18, 19, 20	C927	\$420	\$462.00
ER32	NT30	18	3, 4, 5, 6, 7, 8, 9, 10, 11, 12, 13, 14, 15, 16, 17, 18, 19, 20	C928	\$420	\$462.00
ER32	NT40	18	3, 4, 5, 6, 7, 8, 9, 10, 11, 12, 13, 14, 15, 16, 17, 18, 19, 20	C929	\$425	\$467.50
ER32	BT40	18	3, 4, 5, 6, 7, 8, 9, 10, 11, 12, 13, 14, 15, 16, 17, 18, 19, 20	C929A	\$365	\$401.50
ER40	R8	7	6, 8, 10, 12, 16, 20, 25 (requires 7, 13 & 26 to cover imperial shanks)	C960	\$295	\$324.50
ER40	NT30	7	6, 8, 10, 12, 16, 20, 25 (requires 7, 13 & 26 to cover imperial shanks)	C961	\$295	\$324.50
ER40	NT40	7	6, 8, 10, 12, 16, 20, 25 (requires 7, 13 & 26 to cover imperial shanks)	C962	\$310	\$341.00
ER40	R8	23	4, 5, 6, 7, 8, 9, 10, 11, 12, 13, 14, 15, 16, 17, 18, 19, 20, 21, 22, 23, 24, 25, 26	C964	\$550	\$605.00
ER40	NT30	23	4, 5, 6, 7, 8, 9, 10, 11, 12, 13, 14, 15, 16, 17, 18, 19, 20, 21, 22, 23, 24, 25, 26	C965	\$595	\$654.50
ER40	NT40	23	4, 5, 6, 7, 8, 9, 10, 11, 12, 13, 14, 15, 16, 17, 18, 19, 20, 21, 22, 23, 24, 25, 26	C966	\$560	\$616.00
ER40	BT40	23	4, 5, 6, 7, 8, 9, 10, 11, 12, 13, 14, 15, 16, 17, 18, 19, 20, 21, 22, 23, 24, 25, 26	C967	\$550	\$605.00

ER Collet Chucks

- Collet chucks meet the specifications (DIN 2080 taper Shank Grade)



COLLET TYPE	TAPER	CODE	ex GST	inc GST
ER16	3MT	C104	\$109	\$119.90
ER32	3MT	C105	\$120	\$132.00
ER32	R8	C106	\$135	\$148.50
ER32	NT30	C110	\$135	\$148.50
ER32	NT40	C112	\$150	\$165.00
ER40	3MT	C1054	\$135	\$148.50
ER40	R8	C138	\$160	\$176.00
ER40	NT30	C111	\$150	\$165.00
ER40	NT40	C114	\$165	\$181.50

ER Straight Collet Chucks



(C654)

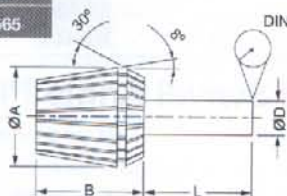


(C930)

COLLET TYPE	OD x L (mm)	CODE	ex GST	inc GST
ER16	20 x 100	C836	\$109	\$119.90
ER20	25 x 70 (No shoulder)	C854	\$115	\$126.50
ER25	25 x 100	C864	\$119	\$130.90
ER32	32 x 100	C931	\$145	\$159.50
ER32	40 x 100	C930	\$145	\$159.50

Individual Collets - ER, R8, 3MT, SC32

ex GST	\$30	\$27	\$25	\$23	\$22
inc GST	\$33.00	\$29.70	\$27.50	\$25.30	\$24.20
TYPE	ER40	ER32	ER25	ER20	ER16
SIZE	CODE	CODE	CODE	CODE	CODE
2-1	~	~	C855	C843	C822
3-2	~	C903	C8551	C8431	C823
4-3	C934	C904	C8552	C8432	C824
5-4	C935	C905	C8553	C8433	C825
6-5	C936	C906	C8554	C8434	C826
7-6	C937	C907	C8555	C8435	C827
8-7	C938	C908	C8556	C8436	C828
9-8	C939	C909	C8557	C8437	C829
10-9	C940	C910	C8558	C8438	C830
11-10	C941	C911	C8559	C8439	
12-11	C942	C912	C8561	C844	
13-12	C943	C913	C8562	C8441	
14-13	C944	C914	C8563		
15-14	C945	C915	C8564		
16-15	C946	C916	C8565		
17-16	C947	C917			
18-17	C948	C918			
19-18	C949	C919			
20-19	C950	C920			
21-20	C951				
22-21	C952				
23-22	C953				
24-23	C954				
25-24	C955				
26-25	C956				



COLLET	A	B	L	DIN	RANGE (D)
ER11	11.5	18	6	0.02	0.5-7.0
ER16	17	27	10	0.02	0.5-10.0
ER20	21	31	16	0.02	1.0-13.0
ER25	26	35	25	0.02	1.0-16.0
ER32	33	40	40	0.02	2.0-20.0
ER40	41	46	50	0.03	3.0-26.0



ER40



ER25



ER16

ex GST	\$24	\$20	\$28
inc GST	\$26.40	\$22.00	\$30.80
TYPE	R8	3MT	SC32
SIZE	CODE	CODE	CODE
6	C028	C133	C970
8	~	~	C971
10	C029	C134	C972
12	C030	C135	C973
16	C031	C136	C975
20	C032	~	C976
25	~	~	C978
1/4"	C033	C128	
3/8"	C034	C129	
1/2"	C035	C130	
5/8"	C036	C131	
3/4"	C037	C132	



R8



3MT



SC32

5C Collet Sets



C984

CODE	C985	C984
Type	Imperial	Metric
Collets/set	17	24
Range	1/16" - 1.1/16" 1/16" increments	3 - 26mm 1mm increments
ex GST	\$180	\$249
inc GST	\$198.00	\$273.90



C985

ER Spanners & Nuts



SPANNERS	CODE	ex GST	inc GST
ER16	C840	\$26	\$28.60
ER20	C842	\$26	\$28.60
ER25	C861	\$29	\$31.90
ER32	C932	\$29	\$31.90
ER40	C969	\$29	\$31.90
NUTS	CODE	ex GST	inc GST
ER16 Hex Nut	C116	\$25	\$27.50
ER32 Plain Nut	C117	\$35	\$38.50
ER40 Ball Bearing Nut	C118	\$65	\$71.50

5C Collet Block



- All surfaces ground
- Collet capacity 3-26mm

CODE	ex GST	inc GST
C999	\$79	\$86.90

Milling Machine Arbors (3MT, R8, NT30, NT40)

Stub Mill Arbor						
TAPER	DRAW BAR	D	C	G	L	Wt.(kg)
3MT	1/2"	25.4	40	M24 x P2	80	1.30
R8	7/16"	25.4	40	M24 x P2	80	1.60
NT30	12mm	25.4	40	M24 x P2	100	1.60
NT40	16mm	25.4	40	M24 x P2	100	2.80
Milling Arbor						
NT40	16mm	1"	1 1/2"	M24 x P2	720	8.3

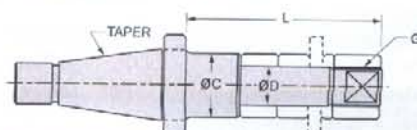
CODE	ex GST	inc GST
M565	\$100.00	\$110.00
M598	\$168.18	\$185.00
M546	\$120.00	\$132.00
M557	\$150.00	\$165.00
M559	\$269.00	\$295.90



Milling Machine Arbor (M560)



Stub Mill (M565)



Clamp Kits - 58 piece

- Rolled threads
- Black oxide finish, tool steel, heat treated
- NOTE: (C098-C099) wooden base holder

Consisting of: 24 Studs - 4 each of the following: 75, 100, 125, 150, 175 & 200mm, 6 Tee Nuts, 6 Flanged Nuts, 4 coupling nuts, 12 Step Blocks, & 6 step clamps

SLOT	STUD	CODE	ex GST	inc GST
1/2"	3/8"UNC	C090	\$99	\$108.90
5/8"	1/2"UNC	C091	\$99	\$108.90
3/4"	5/8"UNC	C092	\$135	\$148.50
5/8"	1/2"UNC	C094	\$115	\$126.50
10mm	M8x1.25	C095	\$130	\$143.00
12mm	M10x1.25	C0951	\$105	\$115.50
14mm	M12x1.75	C096	\$115	\$126.50
16mm	M12x1.75	C096A	\$115	\$126.50
18mm	M16x2	C097	\$170	\$187.00
20mm	M18x2.5	C098	\$290	\$319.00
22mm	M20x2.5	C099	\$395	\$434.50



Flanged Nuts

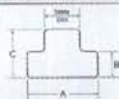
Sold in sets of 2



THREAD	CODE	ex GST	inc GST
1/2" UNC	N084	\$7	\$7.70
M10	N085	\$8	\$8.80
M12	N086	\$8	\$8.80
M16	N088	\$9	\$9.90

Tee Nuts

Sold in sets of 2



SLOT	THREAD	A	B	C	CODE	ex GST	inc GST
5/8"	1/2"-13UNC	1"	11/32"	5/8"	C084	\$10	\$11.00
10mm	M8	16mm	6mm	12.5mm	C085	\$10	\$11.00
12mm	M10	18mm	7mm	14mm	C085A	\$10	\$11.00
14mm	M12	22mm	8mm	16mm	C086	\$11	\$12.10
16mm	M12	25mm	8mm	16mm	C087	\$11	\$12.10
18mm	M16	28mm	11mm	20mm	C088	\$12	\$13.20

Mini Clamp Kits - 10 piece

- Black oxide finish, tool steel, heat treated
- Rolled threads • 80mm stud length

STUDS	SLOT	CODE	ex GST	inc GST
M6 x 1.0mm	8mm	C0954	\$22	\$24.20
M8 x 1.25mm	10mm	C0948	\$22	\$24.20



U-Clamps

- Material S45C, easy adjustment
- Sold in sets of 2

STUDS	SLOT	CODE	ex GST	inc GST
1/2" x 13TPI	5/8"	C083	\$60	\$66.00
M12	14mm	C0832	\$60	\$66.00



T-Slot Clamps

- Supplied individually

SLOT	G	F	H	CODE	ex GST	inc GST
14mm	24mm	41mm	46mm	C0861	\$45	\$49.50
16mm	27mm	50mm	55mm	C0871	\$48	\$52.80
18mm	29mm	50mm	55mm	C0881	\$52	\$57.20



Parallel Sets

- Precision ground to 0.0003" tolerance
- M250- 150mm long (hardwood case)
- M252- 150mm long (hardwood case)
- M253- 100 & 150mm long (plastic case)

TYPE	CODE	ex GST	inc GST
4 Matched Pairs Set	M250	\$90	\$99
9 Matched Pairs Set	M252	\$180	\$198
9 Matched Pairs Set (Large set in plastic case)	M253	\$240	\$264



Angle Plates

- Manufactured from high quality close grain cast iron casting


PRECISION GROUND Open End	CODE	ex GST	inc GST
112 x 88 x 75mm	M242	\$59	\$64.90
150 x 125 x 112mm	M243	\$75	\$82.50
200 x 150 x 125mm	M244	\$115	\$126.50
MACHINED FINISH	CODE	ex GST	inc GST
230 x 180 x 150mm Open End	M245	\$135	\$148.50
250 x 200 x 150mm Webbed Type	M246	\$135	\$148.50



Swivel Angle Plates

- 3 Machined T-slots for easy mounting
- Calibrated angle scale to 1°
- Adjustable angle from 0-90°

LxWxH	CODE	ex GST	inc GST
152 x 203 x 127mm	M199	\$185	\$203.50
203 x 255 x 165mm	M200	\$219	\$240.90



Adjustable Angle Plates

- Adjustable 45° both sides

(L x W x H)	CODE	ex GST	inc GST
380 x 255 x 181mm	M201	\$540	\$594
600 x 300 x 205mm	M2015	\$1,350	\$1,485



Screw Jack Set - 7 Piece

- Height range 56mm - 85mm
- Base size 31.75mm

CODE	ex GST	inc GST
M2087	\$26	\$28.60



Screw Jack Set

- Acme Threads
- Manufactured from toughened steel
- 2 x Ø38mm 65-90mm
- 2 x Ø50mm 90 - 140mm

CODE	ex GST	inc GST
M208	\$150	\$165



9" Drill Press Locking Clamp

- 2" maximum jaw opening
- 3" throat depth
- Fastens to drill press slot
- Secures work pieces tightly



CODE	ex GST	inc GST
C103	\$18	\$19.80

Vee Blocks - Cast Iron

- Manufactured from close grain casting seasoned against distortion
- Accurately machined square and faces ground parallel
- Supplied as matching pair • True 90° Vee

TYPE	CODE	ex GST	inc GST
75x50x50mm	V003	\$42	\$46.20
100x63x63mm	V004	\$58	\$63.80
150x50x100mm	V006	\$85	\$93.50



Vee Blocks - Steel

- Price includes a matched pair
- Vee Block manufactured from Alloy steel
- Supplied with one malleable iron clamp

LxWxH	CODE	ex GST	inc GST
63 x 50 x 50mm	V010	\$109	\$119.90



Air Power Draw Bar - R8, NT40

- Includes: R8 x 7/16" & NT40 x M16 draw bars
- NOTE: Optional draw bars available (NT30 x M12) & (NT40 x 5/8")



SPEED	TORQUE	AIR PRESS	VOLTAGE	CODE	ex GST	inc GST
3000rpm	150ft/lb	90psi	24V	M247	\$690	\$759

Horizontal Attachments

- Suits most turret mills
- Adjustable arbor support 140-170mm
- Supplied with 1" milling arbor

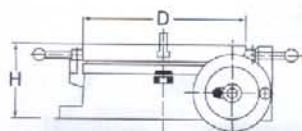


TAPER	SUITS QUILL SIZE	CODE	ex GST	inc GST
R8	86mm	M214	\$879	\$966.90
NT30	86mm	M213	\$879	\$966.90
NT40	86mm	M215	\$1,099	\$1,208.90
NT40	100mm	M216	\$1,169	\$1,285.90
NT40	105mm	M217	\$1,169	\$1,285.90

Rotary Table

TM TOOLMASTER

- Gear ratio 36-1 • Hand wheel can be set to zero
- Hand wheel graduated in 10min divisions
- Can be used both horizontally and vertically



DIAMETER (D)	HEIGHT (H)	CODE	ex GST	inc GST
75mm	41.27mm	R001	\$95	\$104.50

Riser Blocks - Suit Milling Machines

CODE	M223	M224
Block Height	150mm	150mm
Thread Type	1/2" x 12TPI Whitworth, requires 50mm longer bolt than standard	M12 x 1.75mm Pitch
Suits	BM-20, BM-30, BM-40, BM-65VE & BM-70VE	BM-22A, BM-22, BM-52VE, BM-62VE
ex GST	\$520	\$520
inc GST	\$572	\$572



Power Feed Units

- Automatic cut-out
- 110V carbon brush motor
- Strengthened "Zytel" gear
- Rapid speed 200rpm



AXIS	SUITS	SPEED RANGE	TORQUE	CODE	ex GST	inc GST
X-Axis	Mill-Drill	0-165rpm	Max. 550 in/lb	M230	\$575	\$632.50
		110V Transformer to suit		M240	\$115	\$126.50
X-Axis	Turret Mills	4-160rpm	Max. 650 in/lb	M227	\$590	\$649.00
Y-Axis	Turret Mills	4-160rpm	Max. 650 in/lb	M229	\$620	\$682.00
Z-Axis	Turret Mills	4-160rpm	Max. 650 in/lb	M2295	\$720	\$792.00

Tilting Rotary Table TM TOOLMASTER

- Tilting range 0-90° horizontal to vertical graduated in 1°
- Graduations: 0-360° in 5° increments
- Handle graduations: 0-10° in 5' divisions
- 66mm height from flat position
- 36-1 ratio




SIZE	CODE	ex GST	inc GST
100mm	R0014	\$175	\$192.50

Rotary Tables

- High level of accuracy • Hardened and ground worm gear
- Gear ratio 90-1 • Vernier reading 10 seconds
- Table is graduated to 360° so one turn of the handle moves the table 4°
- Adjustable back lash • Smooth operation for precision work
- Can be used horizontally or vertically

DIAMETER (D)	HEIGHT (H)	WEIGHT	CODE	ex GST	inc GST
100mm	80mm	7kg	R005	\$270	\$297.00
150mm	80mm	14kg	R006	\$290	\$319.00
200mm	105mm	29kg	R008	\$450	\$495.00
250mm	115mm	43kg	R010	\$550	\$605.00
300mm	135mm	55kg	R012	\$699	\$768.90
350mm	140mm	100kg	R012A	\$910	\$1,001.00
406mm	155mm	135kg	R012B	\$1,199	\$1,318.90



VERTEX

Rotary Table Kit

TM TOOLMASTER

The Toolmaster rotary table kit is supplied with dividing plates and a 125mm 3-Jaw chuck. The rotary table is able to be used in both the horizontal or vertical plane.

Kit Consists of


- 1 x 150mm rotary table
- 1 x Set of dividing plates, crank and sector arms
- 1 x 125mm 3 jaw chuck & backing plate



MODEL	WEIGHT	CODE	ex GST	inc GST
RTK-6	13.9kg	R0065	\$450	\$495

Tilting Rotary Table Chuck

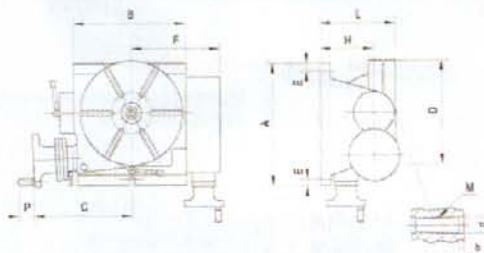
- 110mm diameter 3-jaw self-centring chuck with 25mm bore
- One set of Jaws supplied with chuck, which are reversible
- Tilts from 0° horizontal to 90° vertical and is graduated in 1° increments
- Chuck rotation is graduated 360° in 1° increments
- 94-1 gear ratio which can be disengaged for quick indexing work



RATIO	WEIGHT	CODE	ex GST	inc GST
94:1	9.3kg	R003	\$350	\$385


Tilting Rotary Tables

- Tilting range 0-90° horizontal to vertical
- Includes dividing plates with divisions 2-66 divisible of 2, 3 & 5 from 67-132
- 90-1 ratio
- 1' readout on the hand wheel
- 2' Min reading of the tilting vernier



Ø DIAM.	A	B	C	D	E	F	H	L	M	P	d	h	CODE	ex GST	inc GST
200mm	296	213	186	Ø200	14	171.5	120	180	3MT	40	Ø30	6	R026	\$890	\$979
250mm	310	252	235	Ø250	14	199	140	205	3MT	40	Ø30	6	R027	\$1,090	\$1,199
320mm	380	322	252	Ø320	16	241	175	255	4MT	40	Ø40	10	R028	\$1,180	\$1,298

TM TOOLMASTER



Super Indexing Head

- 90-1 ratio
- 6 simple index plates
- Horizontal or vertical position
- 10 second positioning accuracy
- Optional dividing plate set
- In- built master indexing plates permanently fixed inside the indexer
- Includes 3-Jaw chuck & slotted faceplate



VERTEX

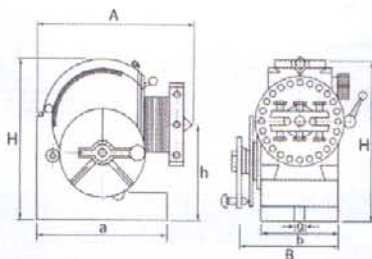


CHUCK SIZE Ø	CENTRE HEIGHT	BORE	WEIGHT	CODE	ex GST	inc GST
150mm	130mm	44mm	48kg	R002	\$950	\$1,045
200mm	155mm	63mm	78kg	R004	\$1,190	\$1,309

Dividing Head - Semi-Universal

TM TOOLMASTER

- Threaded spindle nose for chuck mount
- The head can be swivelled from 10° below horizontal to 90° vertical
- Worm hardened and ground. Ratio between worm and worm wheel 40-1
- Dividing plates are designed to allow easy indexing on numbers 2, 3, 4, 6, 8, 12 and 24

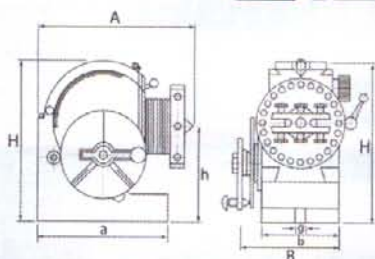


MODEL	CENTRE HEIGHT	A	B	H	h	a	b	g	TAPER	BORE	WEIGHT	CODE	ex GST	inc GST
BS-1A	125mm	293	156	220	128	207	114	16	3MT	20	30kg	D0021	\$490	\$539.00

Dividing Heads - Semi-Universal

VERTEX

- Improved design with spindle spigot nose for a more accurate chuck mount
- The head can be swivelled from 10° below horizontal to 90° vertical
- Worm hardened and ground. Ratio between worm and worm wheel 40-1
- Dividing plates are designed to allow easy indexing on numbers 2, 3, 4, 6, 8, 12 and 24

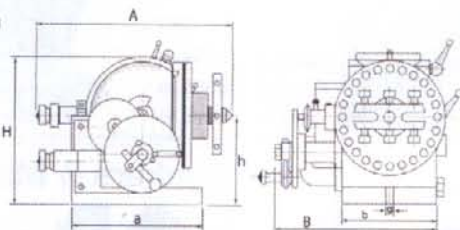


MODEL	CENTRE HEIGHT	A	B	H	h	a	b	g	TAPER	BORE	WEIGHT	CODE	ex GST	inc GST
BS-0	100mm	189	140	173	100	160	91	13	2MT	18	20kg	D001	\$465	\$511.50
BS-1	128mm	293	156	220	128	207	114	16	3MT	20	30kg	D002	\$620	\$682.00

Dividing Head - Universal

VERTEX

- Improved design with spindle spigot nose for a more accurate chuck mount
- Hardened and ground spindle & worm
- Precision accessory
- Can divide direct or indirect
- Head tilts to 90°
- Ratio - 40:1
- Includes gear train for helical cutting



MODEL	A	B	H	h	a	b	g	TAPER	BORE	WEIGHT	CODE	ex GST	inc GST
BS-2	365	272	236	132.7	213	134	16	4MT	25.4	73kg	D003	\$920	\$1,012.00

Optional Accessories For Indexing Heads & Rotary Tables


VERTEX

Tailstocks

- When using super indexing spacers and rotary tables in the vertical position, these tailstocks can be used to support the work piece and ensure accurate alignment



Dividing Plates



Adjustable Height Tailstock Specifications

MAX. HEIGHT	MIN. HEIGHT	TO SUIT	WEIGHT	CODE	ex GST	inc GST
110mm	75mm	R005, R008, D001	11kg	R013	\$119	\$130.90
155mm	110mm	R002, R008, D002, D003	12kg	R014	\$146	\$160.60
200mm	120mm	R010, R012, R004	12kg	R015	\$146	\$160.60
260mm	190mm	R012A(14"), R012B(16")	20kg	R015A	\$209	\$229.90

Dividing Plates and Accessories

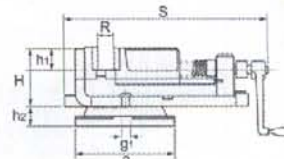
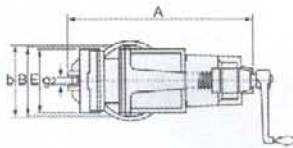
TO SUIT	WEIGHT	CODE	ex GST	inc GST
R005, R006	1.5kg	R016	\$120	\$132.00
R008	4.9kg	R018	\$152	\$167.20
R010, R012, R012A, R002, R004	5.0kg	R020	\$152	\$167.20

Plate Specifications

A-PLATE	15,16,17, 18,19,20
B-PLATE	21,23,27, 29,31,33
C-PLATE	37,39,41, 43,47,49

K-Type Milling Vices

- Jaws hardened and ground alloy steel
- Graduated swivel base
- All working surfaces, such as top and bottom of bed, jaw plates and base, are precision ground square and parallel

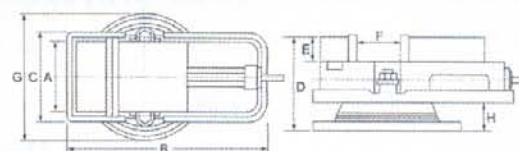


SIZE	OPEN	A	B	E	H	R	S	a	b	h1	h2	g1	g2	WEIGHT kg	CODE	ex GST	inc GST
63.5	51	200	70	68	70	51	260	98	75	30	25	12	12	5.7	V112	\$90	\$99
100	62	267	106	100	75	62	295	160	114	30	25	13	13	11.0	V104	\$135	\$148.50
127	80	345	128	125	98	80	370	208	150	37	30	12	12	17.0	V105	\$190	\$209.00
152	112	421	160	150	105	112	462	245	175	40	40	16	16	28.0	V106	\$210	\$231.00
203	146	576	215	200	144	146	620	340	230	58	45	18	18	58.0	V108	\$370	\$407.00

Anglock Machine Vices



- Spherical segment allows for all directional alignment
- Ductile steel body with hardened and ground moveable steel jaw
- All surfaces are precision ground and the bed is flame hardened

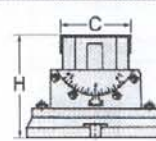
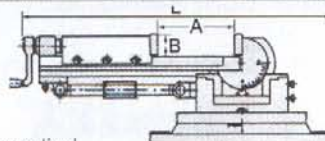


SIZE	OPEN	A	B	C	D	E	F	G	H	WEIGHT kg	CODE	ex GST	inc GST
100	103	102	325	165	96	36	103	243	32	20	V304	\$250	\$275.00
127	110	127	369	193	128	36	110	254	32	31	V305	\$265	\$291.50
152	142	152	425	209	149	46	142	300	38	45	V306	\$285	\$313.50
203	197	203	552	295	178	50	197	368	44	97	V307	\$690	\$759.00



3 Way Angle Milling Vices

- Angles can be set in 3 planes:
- 1. Swivel 360° around the base
- 2. The vice can be elevated through 90° from horizontal to vertical
- 3. Tilts 45° from side to side

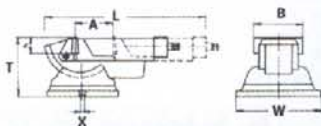


SIZE	A	B	C	H	L	WEIGHT kg	CODE	ex GST	inc GST
75	82	35	75	150	280	13	V113	\$295	\$324.50
125	95	45	125	210	340	27	V115	\$350	\$385.00
135	140	40	132	205	625	50	V319	\$570	\$627.00



Tilting Machine Vice - 150mm

- 360° swivel, 90° in the vertical plane



A	B	h	H	L	W	X	CODE	ex GST	inc GST
155	150	56	195	480 - 630	230 - 370	17	V111	\$490	\$539

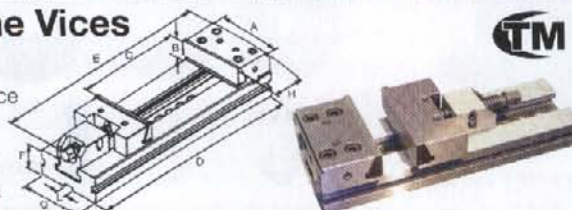
Toolmakers & Machine Free Vices



TYPE	SIZE	CODE	ex GST	inc GST
Toolmakers	73	V365	\$150	\$165
Machine Free	76	V102	\$150	\$165
Machine Free	100	V103	\$180	\$198

Modular Machine Vices

- Manufactured to HRC60
- Keyways are 16mm H7 tolerance giving perfect alignment
- Space saving design allows for maximum use of clamping area



SIZE	OPEN	A	B	C	D	E	F	G	H	kg	CODE	ex GST	inc GST
152	200	152	50	200	420	500	50	125	90	30	V311	\$790	\$869.00
152	300	152	50	300	520	600	50	125	90	37	V311A	\$820	\$902.00
203	300	203	65	300	595	710	70	170	114	70	V312	\$1,163	\$1,279.30
203	400	203	65	400	695	810	70	170	114	75	V312A	\$1,280	\$1,408.00



Anglock Machine Vices

- Spherical segment allows for all directional alignment
- Ductile steel body with hardened and ground moveable steel jaw



SIZE	OPEN	CODE	ex GST	inc GST
160	165	V3061	\$219	\$240.90

Precision Vices

SAFEMAN Precision Vices are manufactured with precision ground surfaces, and flame hardened beds to ensure delivery of accuracy. Manufactured from ductile cast iron. The "V" on the end of the model number denotes that the vices have tolerance all over and can be used as matched pairs. The patented semi sphere design produces 1kg of down force for every 2kg of clamping force, eliminating jaw lift.

MECHANICAL / HYDRAULIC MILLING VICES - PHV Series


MODEL	JAW WIDTH	JAW HEIGHT	OPENING	VICE HEIGHT	TOTAL HEIGHT	LENGTH without Handle	ORDER CODE	ex GST	inc GST
PHV-130	130	55	0-225	108	163	570/795	V330	\$800	\$880
PHV-160	160	58	0-310	121	179	640/940	V332	\$900	\$990
PHV-200	200	63	0-310	142	205	725/1035	V334	\$1,650	\$1,815
PHV-250	250	80	0-345	158	238	815/1155	V336	\$2,900	\$3,190

Extra Jaw configurations available
see our website www.machineryhouse.com.au



PNEUMATIC PRODUCTION VICES - PQV Series

MODEL	JAW WIDTH	JAW HEIGHT	OPENING	VICE HEIGHT	TOTAL HEIGHT	LENGTH without Handle	ORDER CODE	ex GST	inc GST
PQV-100V	100	48	105	85	133	442	V340	\$1,300	\$1,430
PQV-130V	130	55	140	100	155	507	V341	\$1,490	\$1,639
PQV-160V	160	58	150	105	163	534	V342	\$1,600	\$1,760
PQV-200V	200	63	200	125	188	627	V343	\$2,050	\$2,255



COMPACT HYDRAULIC VICES - CHV Series

MODEL	JAW WIDTH	JAW HEIGHT	OPENING	VICE HEIGHT	TOTAL HEIGHT	LENGTH without Handle	ORDER CODE	ex GST	inc GST
CHV-100V	100	48	0-125	85	133	475	V320	\$1,090	\$1,199
CHV-130V	130	55	0-180	95	150	540	V321	\$1,190	\$1,309
CHV-160V	160	58	0-240	105	163	630	V322	\$1,350	\$1,485
CHV-200V	200	63	0-280	110	173	705	V323	\$1,850	\$2,035



FMS COMPACT POWER VICES - VQV Series with Bolt on Jaws

MODEL	JAW WIDTH	JAW HEIGHT	OPENING	VICE HEIGHT	TOTAL HEIGHT	LENGTH without Handle	ORDER CODE	ex GST	inc GST
VQV-160V	160	55	300	105	160	581	V357	\$1,990	\$2,189
VQV-200V	200	60	350	110	170	661	V358	\$2,550	\$2,805



FMS X-LONG VICES - VCV Series with Bolt on Jaws

MODEL	JAW WIDTH	JAW HEIGHT	OPENING	VICE HEIGHT	TOTAL HEIGHT	LENGTH without Handle	ORDER CODE	ex GST	inc GST
VCV-160V-L	160	55	400	105	160	696	V360	\$2,550	\$2,805
VCV-200V-BL	200	60	450	110	170	761	POA	POA	POA
VCV-200V-L	200	60	630	110	170	941	POA	POA	POA



COMPACT HYDRAULIC VICES - CHV Series with Angle Drive

MODEL	JAW WIDTH	JAW HEIGHT	OPENING	VICE HEIGHT	TOTAL HEIGHT	LENGTH without Handle	ORDER CODE	ex GST	inc GST
CHV-130VD	130	55	0-180	95	150	577	V321D	\$1,590	\$1,749
CHV-160VD	160	58	0-240	105	163	667	V322S	\$1,700	\$1,870
CHV-200VD	200	63	0-280	110	173	742	V323S	\$2,150	\$2,365



DOUBLE LOCK VICES - DAV Series

MODEL	JAW WIDTH	JAW HEIGHT	OPENING	VICE HEIGHT	TOTAL HEIGHT	LENGTH without Handle	ORDER CODE	ex GST	inc GST
DAV-100V	100	48	0-75/0-75	80	128	495	V351	\$1,230	\$1,353
DAV-130V	130	55	0-85/0-85	85	140	535	V352	\$1,380	\$1,518
DAV-160V	160	58	0-100/0-100	90	148	585	V353	\$1,690	\$1,859
DAV-200V	200	63	0-150/0-150	95	158	727	V354	\$2,050	\$2,255



Safety Specs & Face Shield



Spec Type	CODE	ex GST	inc GST
Clear (Indoor)	W105	\$11.00	\$12.10
Smoke (Outdoor)	W106	\$11.00	\$12.10

CODE	ex GST	inc GST
W102	\$25.00	\$27.50

Machine Mounts

- Suitable for all machines to level & reduce vibration



CAPACITY	SIZE	THREAD	CODE	ex GST	inc GST
100kg	Ø85mm	M10	M001	\$24	\$26.40
250kg	Ø120mm	M12	M0015	\$35	\$38.50
500kg	Ø102mm	M16	M002	\$55	\$60.50

Magnetic Chucks

- Cam-operated On/Off handle to hold and release the work piece
- Powerful permanent magnets • Adjustable side keeper plate

SIZE (L x W x H)	CODE	ex GST	inc GST
250 x 125 x 48mm	C300	\$350	\$385
300 x 150 x 48mm	C302	\$450	\$495
450 x 150 x 53mm	C306	\$600	\$660
450 x 200 x 53mm	C308	\$720	\$792



Compound Tables



TABLE SIZE	LONG TRAVEL	CROSS TRAVEL	TOTAL HEIGHT	T-SLOT	WEIGHT	CODE	ex GST	inc GST
140x300mm	200mm	125mm	115mm	16mm	17kg	M207	\$180	\$198
155x470mm	290mm	177mm	115mm	12mm	40kg	M198	\$190	\$209

Compound Table Swivel Base

- Swivel base 360°
- Graduated dials



TABLE SIZE	LONG TRAVEL	CROSS TRAVEL	TOTAL HEIGHT	T-SLOT	WEIGHT	CODE	ex GST	inc GST
425x240mm	200mm	150mm	165mm	12mm	50kg	M2061	\$390	\$429

90° Angle Clamp

- Jaws self-align to securely hold the same or different thickness materials always at 90°. Materials include round, square, angle-iron, rectangle & channel
- Ideal for welding applications as the thread is copper coated



MAX. JAW OPENING	MAX. JAW HEIGHT	MAX. JAW LENGTH	WEIGHT	CODE	ex GST	inc GST
60mm	35mm	60mm	6kg	V099	\$88	\$88.00
100mm	60mm	90mm	12kg	V100	\$95	\$104.50

Anvil - Cast Steel

- Tooling with 3/4" and 7/8" shanks can be housed in the anvil
- Manufactured from cast steel with a square and a round hardy hole to accept tooling
- 20mm square/round holes
- Weight 70Kg



SIZE	CODE	ex GST	inc GST
680 x 200 x 195mm	A020	\$590	\$649

Compound Drill Vices

SIZE	TRAVEL	CODE	ex GST	inc GST
105mm	114 x 102	V120	\$72	\$79.20
150mm	203 x 152	V122	\$115	\$126.50



Heavy Duty Compound Drill Vices

- Manufactured with fine-grained cast iron
- 0.1mm dial graduations

SIZE	TRAVEL	CODE	ex GST	inc GST
105mm	100 x 100	V1204	\$90	\$99
125mm	125 x 125	V1205	\$140	\$154



Drilling Vices

SIZE	TYPE	CODE	ex GST	inc GST
100mm	Flat	V124	\$20	\$22.00
125mm	Flat	V125	\$25	\$27.50
150mm	Flat	V126	\$30	\$33.00
100mm	Tilting	V114	\$59	\$64.90



Precision Drilling Vices

Hardened Prismatic Jaws

- Parallel to bottom within 0.03mm

SIZE	OPEN	CODE	ex GST	inc GST
100mm	93mm	V144	\$68	\$74.80
125mm	125mm	V145	\$80	\$88.00



Precision Drill Press Vices



- Vice bed is parallel to the bottom of the vice body within 0.03mm
- Jaws hardened to HRC52

SIZE	OPEN	CODE	ex GST	inc GST
100mm	100mm	V141	\$160	\$176
130mm	110mm	V142	\$190	\$209
160mm	115mm	V143	\$220	\$242



Heavy Duty Drill Vices

- Hardened prismatic jaws

SIZE	OPEN	CODE	ex GST	inc GST
100mm	100mm	V154	\$129	\$141.90
140mm	140mm	V155	\$180	\$198.00
200mm	200mm	V158	\$250	\$275.00



Super Grade Drill Vices

- Replaceable case hardened jaws
- Corrosive resistant screw and handle
- Australian made

SIZE	OPEN	CODE	ex GST	inc GST
100mm	120mm	V138	\$240	\$264.00
125mm	250mm	V139	\$390	\$429.00



Bench Vices

TM TOOLMASTER

Manufactured from nodular cast iron, and comes fitted with serrated jaws

JAW WIDTH	WEIGHT	CODE	ex GST	inc GST
100mm	11.5kg	V088	\$59	\$64.90
127mm	17kg	V089	\$94	\$103.40
152mm	23kg	V090	\$129	\$141.90



Offset Fabricated Vice

Manufactured from steel plate & designed for heavy duty work

JAW WIDTH	WEIGHT	CODE	ex GST	inc GST
152mm	19.6kg	V087	\$120	\$132



Engineers Bench Vices

Record

JAW WIDTH	CODE	ex GST	inc GST
100mm	V084	\$110	\$121
125mm	V085	\$220	\$242
150mm	V086	\$270	\$297



Multi Purpose Vice

- Swivel head & base
- Case hardened jaws
- Includes anvil & pipe jaws • Weight: 30kg

JAW WIDTH	CODE	ex GST	inc GST
125mm	V074	\$150	\$165



Forged Steel Utility Vice

Manufactured from forged steel and fitted with anvil and pipe jaws

- Pipe Jaws hold Ø12-75mm pipe
- Large anvil
- Replaceable case hardened serrated jaws
- Corrosive resistant nickel plated handle

JAW WIDTH	OPEN	WEIGHT	CODE	ex GST	inc GST
150mm	240mm	25kg	V082	\$360	\$396



Aluminium Soft Jaws

- Magnetic tabs to ensure jaws remain fixed to the vice



SIZE	TYPE	CODE	ex GST	inc GST
100mm	Aluminium Face	V053	\$9.00	\$9.90
125mm	Aluminium Face	V0531	\$10.00	\$11.00
150mm	Aluminium Face	V0532	\$12.00	\$13.20
100mm	Aluminium Prism Face	V0537	\$9.00	\$9.90
125mm	Aluminium Prism Face	V0538	\$10.00	\$11.00
150mm	Aluminium Prism Face	V0539	\$12.00	\$13.20
100mm	Rubber Face	V0534	\$9.00	\$9.90
125mm	Rubber Face	V0535	\$10.00	\$11.00
160mm	Rubber Face	V0536	\$12.00	\$13.20

Offset Fabricated Vices - Heavy Duty

Manufactured from steel plate & designed for heavy duty work



TM TOOLMASTER

JAW WIDTH	OPEN	WEIGHT	CODE	ex GST	inc GST
100mm	125mm	11.7kg	V0914	\$125	\$137.50
127mm	150mm	22kg	V0915	\$150	\$165.00
152mm	175mm	26.4kg	V0916	\$220	\$242.00
203mm	220mm	58.4kg	V0918	\$420	\$462.00

Offset Fabricated Vices

Manufactured from steel plate & designed for heavy duty work

- Replaceable case hardened jaws
- Replaceable nut and screw
- Corrosive resistant screw and handle
- Australian made



Proudly Australian Owned
Proudly Australian Made

DAWN
Quality Tools
Tools & Equipment

JAW WIDTH	OPEN	WEIGHT	CODE	ex GST	inc GST
100mm	115mm	11.2kg	V069	\$330	\$363
150mm	175mm	25kg	V070	\$530	\$583

Offset Vice

Manufactured from cast iron & designed for heavy duty work

- Replaceable case hardened jaws
- Replaceable nut and screw
- Corrosive resistant screw and handle
- Australian made



Proudly Australian Owned
Proudly Australian Made

DAWN
Quality Tools
Tools & Equipment

JAW WIDTH	OPEN	WEIGHT	CODE	ex GST	inc GST
150mm	175mm	55.5	V080	\$650	\$715

Vice Pressbrake - Bender

- Bends up to 2mm thick mild steel
- Strong magnets hold die & blade to vice jaws
- Segmented knife

Shown mounted to optional vice

SIZE	CODE	ex GST	inc GST
100mm	V050	\$40	\$44.00
125mm	V051	\$50	\$55.00
150mm	V052	\$65	\$71.50



Plastic Soft Jaws

- Magnetic backing



Serrated Jaws



Multi-Faced Jaws



Pipe Jaw Adaptor

SIZE/TYPE	FACE	CODE	ex GST	inc GST
100mm	Multi-Face	V057	\$24.50	\$26.95
125mm	Multi-Face	V058	\$26.00	\$28.60
150mm	Multi-Face	V059	\$29.00	\$31.90
100mm	Serrated-Face	V060	\$20.00	\$22.00
125mm	Serrated-Face	V061	\$21.00	\$23.10
150mm	Serrated-Face	V062	\$24.00	\$26.40
Pipe Jaw	Adaptor	V055	\$30.00	\$33.00

Hand Cleaner

Creamy fluid hand cleanser with unique detergent and softening properties. The washing base is a combination of ingredients, free of solvents and of other substances harmful to the skin, but effective against dirt of any kind. Macro Cream also contains fine micro-spheres of vegetable origin that add strength to the cleansing action. Its pH means it can be used as needed, without causing any reddening of the skin.



CODE		O060	O062	O064
Size	Lites	1	5	20
PRICE	ex GST	\$12	\$35	\$90
PRICE	inc GST	\$13.20	\$38.50	\$99



Rust & Corrosion Protection

Fluid Film® is a lanolin based rust/corrosion water-proof preventive and lubricant that provides long term protection and lubrication for all metal surfaces. Fluid Film® locks out and displaces moisture while lubricating moving parts for extended periods of time. Fluid Film® is the worldwide standard for corrosion protection and lubrication.



TYPE	SIZE	CODE	ex GST	inc GST
Squeeze Bottle	250ml	O042	\$14	\$15.40
Brush Can	237ml	O043	\$14	\$15.40
Spray Can	333ml	O040	\$18	\$19.80



Air Compressor Oil

- Reciprocation compressor oil



SIZE	Standard	SUITS	CODE	ex GST	inc GST
1L	ISO 100	240V Compressors	C347	\$14	\$15.40
5L	ISO 150	415V Compressors	C346	\$54	\$59.40



Gearbox Oil

- 2L Cold saw gearbox oil - BROBOLUBE

CODE	ex GST	inc GST
S092	\$59.09	\$65.00



Hydraulic Oil



SIZE	MODEL	CODE	ex GST	inc GST
5L	Valvoline Ultramax 46	O002	\$30	\$33



Hydraulic Oil



SUPERDRAULIC is a range of high performance anti wear hydraulic oil

SIZE	MODEL	CODE	ex GST	inc GST
20L	Superdramatic 46	O004	\$75	\$82.50
205L	Superdramatic 46	O005	\$600	\$660.00



Tapping Compounds - 500ml



TYPE	CODE	ex GST	inc GST
ALU-CUT Aluminium Tapping Fluid - Squeeze	S082	\$25	\$27.50
EP 1.0 Gen.Purpose Tapping Compound - Tub	S085	\$25	\$27.50
EP 3.75 Heavy Duty Tapping Fluid - Squeeze	S083	\$25	\$27.50
EP 3.5 Heavy Duty Tapping Compound - Tub	S084	\$25	\$27.50



Threading Oil

- Used for bolt & threading machines

SIZE	GRADE	CODE	ex GST	inc GST
5L	Standard	O006	\$60	\$66.00
5L	High	O007	\$80	\$88.00
20L	Standard	O008	\$226.36	\$249.00



Deburring Tools

- Noga Deburs provide the ideal grip & performance to the finishing touches on quality products



APPLICATION	CODE	ex GST	inc GST
Sheet metal	D050	\$45	\$49.50
Heavy Duty	D051	\$29	\$31.90
Countersink	D052	\$72	\$79.20
Standard Duty	D053	\$36	\$39.60
Light Duty	D054	\$21	\$23.10
Light Duty	D055	\$18	\$19.80



Magnetic Cleaner Wonder Wand

- For picking up swarf, handling sharp parts or off cuts • Stainless steel tube

CODE	ex GST	inc GST
L300	\$79	\$86.90



Markers



ITEM	CODE	ex GST	inc GST
Chalk x 50 splits	W103	\$8.64	\$9.50
White Paint Marker	W104D	\$7.00	\$7.70
Yellow Paint Marker	W104E	\$7.00	\$7.70
Black Paint Marker	W104F	\$7.00	\$7.70
3 x Silver Pencils	W104B	\$9.00	\$9.90
Silver Metal Marker	W104C	\$22.00	\$24.20
Silver Metal - Refills	W104G	\$18.09	\$19.90
Trades Marker	W104	\$16.00	\$17.60
Trades - 6 x Refills	W104A	\$13.64	\$15.00

Individual Engineers Files

- Manufactured to Hi-Quality from hardened and tempered carbon steel
- Incorporates cutting teeth on both edges of file
- Cushion grip handle
- 250mm Length



Shape	Type	CODE	ex GST	inc GST
Flat	Coarse	F120	\$12	\$13.20
Flat	Second Cut	F121	\$12	\$13.20
Flat	Smooth	F122	\$12	\$13.20
Half Round	Coarse	F124	\$12	\$13.20
Half Round	Second Cut	F125	\$12	\$13.20
Half Round	Smooth	F126	\$12	\$13.20
Round	Coarse	F127	\$12	\$13.20
Round	Second Cut	F128	\$12	\$13.20
Round	Smooth	F129	\$12	\$13.20



File Set - 5 piece Second Cut



- Suitable for any engineering application
- Quality hardened & tempered carbon steel
- Cushion grip handle
- 200mm length files
- Includes:
 - 1 x flat file
 - 1 x 1/2 round file
 - 1 x round file
 - 1 x square file
 - 1 x triangular file
 - Plastic case

CODE	ex GST	inc GST
F100	\$29	\$31.90



Deburring Tools

Deburring Tool

- Style "E" with universal extendable handle
- Includes 9 blades



CODE	ex GST	inc GST
D110	\$14	\$15.40

Pocket - Deburring Tool

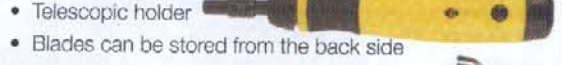
- Includes 10 HSS blades
- Pencil clip type
- Pocket clip to keep handy in your top pocket



CODE	ex GST	inc GST
D061	\$17	\$18.70

Deburring Tool

- Includes 10 HSS blades
- Ergonomically designed
- Has thumb rest
- Grips well in hand
- Telescopic holder
- Blades can be stored from the back side



CODE	ex GST	inc GST
D060	\$28	\$30.80

Deburring Tool - Sheet Metal Burr

- Sheet metal burr, hand guard & 2 x Ø11.7mm blades
- Simultaneously removes burrs from both sides of sheet metal
- Range 0-7.5mm



CODE	ex GST	inc GST
D063	\$18	\$19.80

Deburring Tool Set - Universal

- 1 x De-burring tool
- 1 x HSS blade
- 4 x screw on countersinks for hole deburring & chamfering 6, 10, 14 & 18mm
- 1 x Pocket clip de-burring tool

CODE	ex GST	inc GST
D062	\$45	\$49.50



Spare Blades



SUITS	CODE	ex GST	inc GST
D060	D0605	\$20	\$22.00
D061	D0615	\$20	\$22.00

Universal Deburring Set - 23pc

- 2 x De-burring tool holders
- Wrenches
- 1 x Sheet metal de-burring tool
- 1 x 10 pack of HSS blades
- 1 x 20mm countersink blade
- 2 x Scraper blades
- 1 x "V" scraper
- 1 x Inverted "V" scraper
- 4 x Telescopic extensions

CODE	ex GST	inc GST
D065	\$99	\$108.90



Portable Video Inspection Camera

The 1 metre flexible shaft with LED lights on either side of the camera lens + 2 metre extension cable totalling to 3 metres that provides a clear image in even dark places. Includes pick up hook, magnetic pick up tool, mirror tool, camera with LED light, 9V battery & carry case.

- 2M extension cable
- 1M flexible shaft
- 90mm colour screen

EXTRA CABLE EXTENSIONS

SIZE	CODE	ex GST	inc GST
2 METRE	M6972	\$30	\$33
3 METRE	M6973	\$50	\$55



2 x LED Telescopic Mirror

- 2 x LED lights
- 50 x 80mm mirror
- Extends 290-870mm

CODE	ex GST	inc GST
M0008	\$18	\$19.80



Folding Utility Knife

- Quick change blade
- Sure-grip aluminium handle with belt clip
- Accepts standard blades
- Includes 5 blades



CODE	ex GST	inc GST
08048	\$9.50	\$10.45

1 x LED Light Telescopic Magnetic Pick up Tool

- 1 x LED light illuminates dark areas, Ø17mm magnetic head
- Cushion handle
- Adjustable length extends from 193 - 805mm
- Pick up tool can carry 2kg
- Includes 3 x LR44 batteries



CODE	ex GST	inc GST
M0006	\$15	\$16.50

3 x LED Light - Flexible Head Telescopic Magnetic Pick up Tool

- 3 x LED light to find tools and other lost metallic objects
- Adjustable length extends from 170mm to 545mm
- Pick up tool can carry 2.27kg
- Includes 3 x LR44 batteries



CODE	ex GST	inc GST
T9501	\$18	\$19.80

4 Piece Telescopic Inspection Kit

- Stainless steel, telescoping handle
- 50mm diameter inspection mirror
- Mirror extends 240-920mm
- Pick up tool extends 165-695mm
- 3.6kg fix head magnetic pick up tool
- 2.3kg fix head magnetic pick up tool
- 3.6kg swivel head magnetic pick up tool



CODE	ex GST	inc GST
M0009	\$18	\$19.80

Hex Key Sets - Long Series

- Ball head - 30° angle
- Manufactured from heat treated CRV steel



SIZES	CODE	ex GST	inc GST
1/16", 5/64", 3/32", 1/8", 5/32", 3/16", 7/32", 5/16", 3/8"	H800	\$15	\$16.50
1.5mm, 2mm, 2.5mm, 3mm, 4mm, 5mm, 6mm, 8mm & 10mm	H801	\$15	\$16.50

Letter & Number Punch Sets

SIZE	LENGTH	TYPE	CODE	ex GST	inc GST
3/16"	70mm	Letter	P350	\$39	\$42.90
3/16"	70mm	Number	P351	\$18	\$19.80
5/16"	70mm	Letter	P354	\$49	\$53.90
5/16"	70mm	Number	P355	\$22	\$24.20



Automatic Centre Punch

Ideal for punching most metals, plastic and wood. No need to use a hammer, just line up, press hard to automatically punch a centre point.

- 130mm long • Ø13mm diameter
- Knurled steel body

CODE	ex GST	inc GST
P366	\$9	\$9.90



Centre Punch Set - Extra Long

- High carbon steel • Hardened & tempered • Knurled body

3 piece (Point Size x Body Diameter x Length)

- 2.5 x 8.0 x 150mm
- 5.5 x 9.5 x 150mm
- 7.0 x 12.0 x 150mm

CODE	ex GST	inc GST
P367	\$18	\$19.80



Cold Chisel Set

- Manufactured from Hi-grade Chrome Vanadium Steel

3pc piece flat cold chisels (width x shaft hex x length)

- 9.9 x 8.0 x 138mm
- 12.6 x 11.0 x 150mm
- 16.2 x 12 x 165mm

CODE	ex GST	inc GST
P363	\$15	\$16.50



Pin Punch Set

6pc Pin Punches (tip Ø x shaft hex x length)

- Ø3 x 10 x 150mm
- Ø4 x 10 x 150mm
- Ø5 x 10 x 150mm
- Ø6 x 10 x 150mm
- Ø7 x 12 x 150mm
- Ø8 x 12 x 150mm

- Manufactured from Hi-grade Chrome Vanadium Steel

CODE	ex GST	inc GST
P365	\$18	\$19.80



Punch & Chisel Set

- Manufactured from Hi-grade Chrome Vanadium Steel

4pc Pin Punches

(tip Ø x shaft hex x length)

- Ø2.3 x 9.5 x 127mm
- Ø3.0 x 9.5 x 127mm
- Ø4.7 x 9.5 x 150mm
- Ø6.5 x 12.6 x 150mm

5pc Flat Cold Chisels

(width x shaft hex x length)

- 12.6 x 9.45 x 150mm
- 15.8 x 12.7 x 178mm
- 19.0 x 18.2 x 177mm
- 22.1 x 16.0 x 200mm
- 25.5 x 19.0 x 215mm

4pc Tapered Punches

(tip Ø x shaft hex x length)

- 2.9 x 9.5 x 210mm
- 4.0 x 12.7 x 225mm
- 3.0 x 12.7 x 250mm
- 9.6 x 16.0 x 250mm

1pc Center Punch

(tip Ø x shaft hex x length)

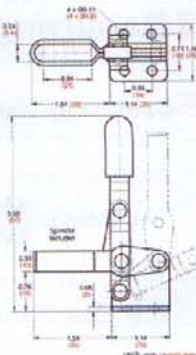
- Ø x 9.5 x 125mm

CODE	ex GST	inc GST
P364	\$45	\$49.50



Vertical Toggle Clamp

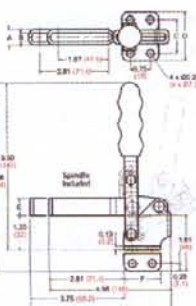
- Holding capacity: 100Kg
- Handle moves: 65°
- Bar moves: 90°
- Weight: 120g



MODEL	CODE	ex GST	inc GST
KL-102B	C1001	\$12	\$13.20

Vertical Toggle Clamp

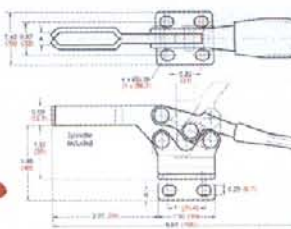
- Holding capacity: 227Kg
- Handle moves: 65°
- Bar moves: 100°
- Weight: 355g



MODEL	CODE	ex GST	inc GST
KL-12130	C100	\$14	\$15.40

Horizontal Toggle Clamp

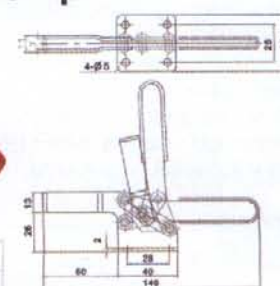
- Holding capacity: 250Kg
- Handle moves: 65°
- Bar moves: 90°
- Weight: 250g



MODEL	CODE	ex GST	inc GST
KL-225D	C1005	\$14	\$15.40

Horizontal Toggle Clamp

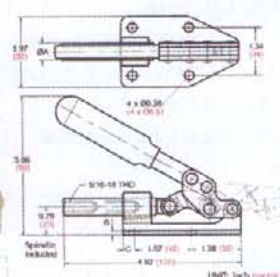
- Holding capacity: 100Kg
- Handle moves: 87°
- Bar moves: 79°
- Weight: 140g



MODEL	CODE	ex GST	inc GST
KL-201-C	C1003	\$18	\$19.80

Straight Line Toggle Clamp

- Holding capacity: 220Kg
- Handle moves: 144.5°
- Plunger travel: 29.3mm
- Weight: 345g



MODEL	CODE	ex GST	inc GST
KL-36020	C1008	\$19	\$20.90

Hex Cap Screw Assortment - Metric

- Precision machined and heat treated
- Black oxide finished carbon steel
- Sizes range: M4, M5, M6, M8, M10

PIECES	CODE	ex GST	inc GST
106	K72024	\$15	\$16.50

Machine Screw Assortment - Metric

- Black oxide finish for extra strength
- M6 machine screws with various lengths, flat washers, lock washers, nylon locknuts and a hex key wrench

PIECES	CODE	ex GST	inc GST
363	K74358	\$25	\$27.50

Set Screw Assortment - Metric

- Includes coarse sizes and fine sizes - M3, M4, M5, M6, M8, M10
- Carbon steel construction with black oxide finish
- Female hexagonal drive - Machined helical threads

PIECES	CODE	ex GST	inc GST
150	K74444	\$15	\$16.50

Nut & Bolt Assortment - Stainless Steel

- Stainless steel to resist rust and corrosion
- All the METRIC sizes you need in one convenient kit
- Includes machine bolts, Hex nuts & split washers - M3, M4, M5, M6

PIECES	CODE	ex GST	inc GST
224	K72062	\$15	\$16.50

Nylon Lock Nut Assortment - Metric

- Nylon insert works as a lock washer to keep fasteners secure
- Zinc plated to resist rust and corrosion
- For use in high vibration applications - M4, M5, M6, M8, M10, M12

PIECES	CODE	ex GST	inc GST
150	K72450	\$15	\$16.50

Flat & Spring Washer Assortment

- Assortment contains 12 popular METRIC sizes
- Bright zinc plated
- Carbon steel construction - Ø4, Ø5, Ø6, Ø8, Ø10, Ø12mm sizes

PIECES	CODE	ex GST	inc GST
790	K72116	\$15	\$16.50

Sealing Washer Assortment

- Includes rubber washers, fibre washers & EVA washers
- Organisational chart inside box lid for easy selection
- To help prevent leaks in a wide variety of water & irrigation systems

PIECES	CODE	ex GST	inc GST
141	K72090	\$15	\$16.50

Hose Clamp Assortment

- Zinc plated to resist rust and corrosion
- Flat head with Phillips drive
- 8 popular sizes: 12, 15, 20, 22, 25, 27, 35, 40mm

PIECES	CODE	ex GST	inc GST
40	K72146	\$15	\$16.50

Key Steel Assortment - Metric

- Efficiently transmit torque between the shaft and the hub through the machine key - Carbon steel - Rectangular with round edges
- Includes 13 assorted sizes in 3, 5, 8, 10 & 12mm

PIECES	CODE	ex GST	inc GST
60	K72310	\$15	\$16.50

Key Steel Assortment - Imperial (SAE)

- Efficiently transmit torque between the shaft and the hub through the machine key - Carbon steel - Rectangular with round edges
- Includes 13 assorted sizes: 1/8", 3/16", 1/4", 5/16", 3/8" & 1/2"

PIECES	CODE	ex GST	inc GST
60	K72312	\$15	\$16.50

Woodruff Key Assortment - Metric

- Heat treated carbon steel construction
- Black oxide finished for extra strength
- Popular sizes from: (3 x 5 x 12mm) - (6 x 9 x 21mm)

PIECES	CODE	ex GST	inc GST
80	K72318	\$15	\$16.50

Roll Pin Assortment - Metric

- Heat treated spring steel construction
- Black oxide finished
- Includes assorted sizes: 1.5, 2, 2.5, 3, 4, 5, 5.5, 6, 8 & 10mm

PIECES	CODE	ex GST	inc GST
120	K72204	\$15	\$16.50

Spring & Hitch Pin Assortment

- Zinc plated spring steel to resist rust and corrosion
- Includes extension springs, compression springs and hitch pin
- Spring with flat and loop ends

PIECES	CODE	ex GST	inc GST
175	K72712	\$15	\$16.50

Lynch Pin Assortment

- Spring loaded rings to ensure a secure hold when installed
- Zinc plated to resist rust and corrosion - Low carbon steel construction
- Includes sizes: (5 x 35mm), (6 x 45mm), (8 x 45mm) & (12 x 45mm)

PIECES	CODE	ex GST	inc GST
50	K74122	\$25	\$27.50

Grommet Assortment

- For use in replacing worn or broken grommets in leaky faucets & hoses...
- Protect wires & harnesses as they pass through sheet metal, & truck beds
- Black PVC construction - Assorted sizes ranging between 3/2" - 25mm

PIECES	CODE	ex GST	inc GST
125	K74702	\$15	\$16.50

Nitrile O-Ring Assortment - Metric

- Includes 18 of the most commonly used sizes
- Use in plumbing, hydraulics, air, gas connections and many industrial applications - Assorted sizes ranging between ID Ø3 - 22mm

PIECES	CODE	ex GST	inc GST
225	K72168	\$15	\$16.50

Nitrile O-Ring Assortment - Imperial (SAE)

- Includes 18 of the most commonly used sizes
- Use in plumbing, hydraulics, air, gas connections and many industrial applications - Assorted sizes ranging between ID Ø3/32" - 13/16"

PIECES	CODE	ex GST	inc GST
225	K72168	\$15	\$16.50

O-Ring Assortment - Imperial (SAE)

- Resistant to heat, low/high temperature, air, water, petroleum products, mineral oil and hydraulic fluids, natural gases, kerosene, silicone fluids, nonaromatic fuels and solvents - Sizes range: ID Ø1/8" - 1-3/4"

PIECES	CODE	ex GST	inc GST
382	K74146	\$25	\$27.50

O-Ring Assortment - Metric

- Resistant to heat, low/high temperature, air, water, petroleum products, mineral oil and hydraulic fluids, natural gases, kerosene, silicone fluids, nonaromatic fuels and solvents - Sizes range: ID Ø2.8 - 47.7mm

PIECES	CODE	ex GST	inc GST
397	K74150	\$25	\$27.50

Grease Nipples Assortment

- A complete collection of replacement hydraulic grease fittings
- Includes M6 x 1mm & M10 x 1mm in straight, 45° & 90°
- Zinc plated steel construction

PIECES	CODE	ex GST	inc GST
50	K74234	\$15	\$16.50

External Snap Ring Assortment - Metric

- Durable spring steel construction
- Black oxide treated finish for extra strength
- Sizes: 3, 4, 5, 6, 8, 9, 11, 12, 13, 14, 16, 19, 20, 22, 25, 26, 28 & 32mm

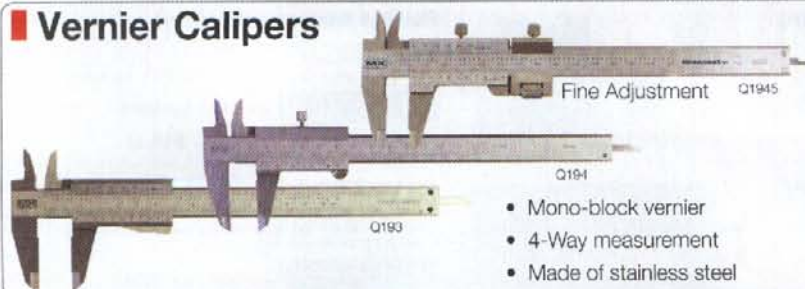
PIECES	CODE	ex GST	inc GST
300	K74378	\$15	\$16.50

Internal Snap Ring Assortment - Metric

- Durable spring steel construction
- Black oxide treated finish for extra strength
- Sizes: 3, 4, 5, 6, 8, 9, 11, 12, 13, 14, 16, 19, 20, 22, 25, 26, 28 & 32mm

PIECES	CODE	ex GST	inc GST
300	K74384	\$15	\$16.50

Vernier Calipers



- Mono-block vernier
- 4-Way measurement
- Made of stainless steel

CODE	RANGE	GRADUATIONS	TYPE	ex GST	inc GST
Q1945	0-130mm/5"	0.02mm/0.001"	Fine Adj.	\$50	\$55.00
Q1946	0-180mm/7"	0.02mm/0.001"	Fine Adj.	\$60	\$66.00
Q1947	0-280mm/11"	0.02mm/0.001"	Fine Adj.	\$99	\$108.90

CODE	RANGE	GRADUATIONS	TYPE	ex GST	inc GST
Q193	0-150mm/6"	0.02mm/0.001"	Thumb Lock	\$69	\$75.90
Q194	0-150mm	0.02mm	Std. Lock	\$49	\$53.90
Q1941	0-200mm	0.02mm	Std. Lock	\$56	\$61.60

Vernier Calipers - Heavy Duty



- Mono-block vernier
- Fine adjustment
- Made of stainless steel

CODE	RANGE	GRADUATIONS	JAW LENGTH	TYPE	ex GST	inc GST
Q195	200mm/8"	0.02mm/0.001"	50mm	4 Way	\$99	\$108.90
Q196	300mm/12"	0.02mm/0.001"	60mm	4 Way	\$189	\$207.90
Q197	450mm/18"	0.02mm/0.001"	150mm	3 Way	\$299	\$328.90
Q198	600mm/24"	0.02mm/0.001"	100mm	3 Way	\$295	\$324.50
Q1985	600mm/24"	0.02mm/0.001"	150mm	3 Way	\$299	\$328.90
Q199	1000mm/48"	0.02mm/0.001"	125mm	3 Way	\$650	\$715.00
Q1995	1500mm/60"	0.02mm/0.001"	200mm	3 Way	\$1,360	\$1,496.00
Q1996	2000mm/78"	0.02mm/0.001"	200mm	3 Way	\$2,400	\$2,640.00

Digital Calipers - IP-54 Splash Proof



IP54

CODE	RANGE	RESOLUTION	ex GST	inc GST
Q180	150mm/6"	0.01mm/0.0005"	\$89	\$97.90
Q181	200mm/8"	0.01mm/0.0005"	\$115	\$126.50
Q182	300mm/12"	0.01mm/0.0005"	\$169	\$185.90

- IP-54 rated • Four way measurement • Measurement tracking speed 40"/sec • Accuracy DIN862
- Clear LCD screen display: On/Off, Inch/Metric, Zero switches - Zero setting at any position ABS/INC

Digital Calipers - IP-67 Coolant Proof



IP67

- IP-67 rated - coolant proof
- Four way measurement
- ABS & INC settings

- Clear LCD screen display: On/Off, Inch/Metric, Zero setting at any position

CODE	RANGE	RESOLUTION	ex GST	inc GST
Q1851	150mm/6"	0.01mm/0.0005"	\$160	\$176.00
Q1861	200mm/8"	0.01mm/0.0005"	\$180	\$198.00
Q1871	300mm/12"	0.01mm/0.0005"	\$245	\$269.50

Dial Calipers




- Tinite coated slides

- Easy zero adjustment
- Clear graduations
- Made of stainless steel
- Four way measurement

CODE	RANGE	ex GST	inc GST
Q190	0-6"	\$80	\$88.00
Q191	0-150	\$80	\$88.00
Q192	0-200	\$110	\$121.00

Digital Calipers - Large

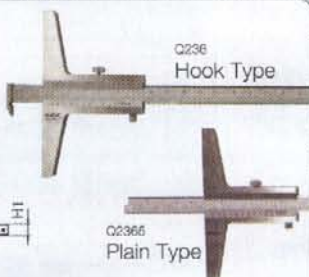
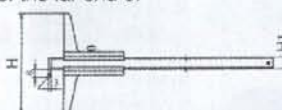


CODE	RANGE	RESOLUTION	TYPE	ex GST	inc GST
Q188	600mm/24"	0.01mm/0.0005"	4 Way	\$450	\$495.00
Q1885	1000mm/40"	0.01mm/0.0005"	2 Way	\$495	\$544.50
Q189	1500mm/60"	0.01mm/0.0005"	4 Way	\$1,500	\$1,650.00

- Accuracy DIN862. Fast processing • Large clear LCD On/Off, Metric/Imperial, Zero switches - Zero setting at any position
- Hardened S/S mechanism with patented technology • Fine adjuster • Absolute and incremental settings

Vernier Depth Gauges

- The MeasumaX Vernier Depth Gauge is suitable for depth, step, internal & external groove measurement
- Mono block stainless steel construction
- With screw at the back of the far end of the caliper bar
- +0.05mm Accuracy



CODE	RANGE	TYPE	GRADUATIONS	H mm	H1 mm	ex GST	inc GST
Q236	0-300mm	Hook	0.06mm	102	11.5	\$99	\$108.90
Q2365	0-300mm	Plain	0.06mm	102	11.5	\$99	\$108.90

Pocket Dial Test Indicator

- High quality brass main body
- High resistance to magnetism
- Durable jewelled vibration proof magnet
- Pivot ball bearing
- Dovetail slide
- Meets standard GB/T8123, DIN2270, JIS B 7533 & BS 2795



CODE	RANGE	RESOLUTION	ex GST	inc GST
Q224	0 - 0.8mm	0.01mm	\$99	\$108.90

Dial Indicators

Economy

CODE	RANGE	GRAD.	FACE Ø	ex GST	inc GST
Q211	0-10mm	0.01mm	58mm	\$49	\$53.90
Q212	0-1"	0.001"	2.28"	\$49	\$53.90

Precision

- Jewel movement

CODE	RANGE	GRAD.	FACE Ø	ex GST	inc GST
Q213	0-5mm	0.01mm	40	\$69	\$75.90
Q214	0-10mm	0.01mm	60	\$69	\$75.90
Q215	0-30mm	0.01mm	60	\$79	\$86.90

Micron

- Smooth 10 jewel movement • Flat glass

CODE	RANGE	GRAD.	FACE Ø	ACCURACY	ex GST	inc GST
Q216	0-12.7mm	0.002mm	57mm	2µm	\$149	\$163.90
Q222	0-1mm	0.001mm	57mm	1µm	\$147	\$161.70

Digital Indicator

- Metric/Imperial with data interface • Zero setting

CODE	RANGE	RESOLUTION	ex GST	inc GST
Q2205	12.5mm/0.5"	0.01mm/0.0005"	\$109	\$119.90
Q221	50mm/2"	0.01mm/0.0005"	\$250	\$275.00

Dial Indicator - Water Proof

- Smooth jewel movement • Scratch & chemical resistant glass

CODE	RANGE	GRAD.	FACE Ø	ex GST	inc GST
Q2145	0-10mm	0.01mm	57mm	\$80	\$88

Dial Bore Gauges

- Suitable for the inspection of deep internal diameters
- Moveable anvil on one side with interchangeable insert type anvils on the other side (above 35mm) • Dial indicator stem 8mm
- For imperial or data output Q220 can be added

CODE	RANGE	GRAD.	DEPTH	ANVILS	SPACERS	ex GST	inc GST
Q226	50-160mm	0.01mm	150mm	11	3	\$160	\$176.00
Q2265	2-6"	0.001"	6"	11	3	\$160	\$176.00
Q227	6-10mm	0.01mm	40mm	9	~	\$195	\$214.50
Q228	10-18mm	0.01mm	100mm	9	1	\$191	\$210.10
Q229	18-35mm	0.01mm	125mm	9	2	\$165	\$181.50
Q230	35-50mm	0.01mm	125mm	9	2	\$165	\$181.50
Q231	160-250mm	0.01mm	400mm	5	5	\$256	\$281.60
Q232	250-450mm	0.01mm	400mm	5	5	\$275	\$302.50

Dial & Digital Height Gauges

Dial - Dual column (Q209)

- Main scale zero adjustment
- Carbide tipped scriber
- Stainless steel

Digital - Dual column (Q210)

- Zero setting at any position
- Carbide tipped scriber
- Stainless steel

CODE	RANGE	TYPE	COLUMN	RESOLUTION	ACCURACY	ex GST	inc GST
Q209	0-300mm	Dial	Dual	0.01mm	±0.03mm	\$295	\$324.50
Q2105	0-300mm / 0-12"	Digital	Single	0.01mm/0.0005"	±0.04mm	\$395	\$434.50
Q2106	0-600mm / 0-24"	Digital	Single	0.01mm/0.0005"	±0.05mm	\$495	\$544.50
Q210	0-300mm	Digital	Dual	0.01mm/0.0005"	±0.04mm	\$450	\$495.00

Digital - Single column (Q2105, Q2106)

- Power ON/OFF, Zero at any position
- Fine adjustment carriage
- Engage & disengage hand wheel
- Metric/Imperial
- Carbide tipped scriber
- Large base for rigidity, lapped for flatness
- Stainless steel

Long Range

- Jewel movement - measuring in both directions

CODE	RANGE	GRAD.	FACE Ø	ex GST	inc GST
Q510	0-50mm	0.01mm	58	\$165	\$181.50
Q5105	0-80mm	0.01mm	58	\$236	\$259.60

Dial Test Indicator

- Jewel movement - measuring in both directions

CODE	RANGE	GRAD.	FACE Ø	ex GST	inc GST
Q217	0-0.8mm	0.01mm	38mm	\$89	\$97.90
Q2171	0-0.03"	0.0005"	31mm	\$89	\$97.90
Q2175	0-0.8mm	0.01mm	37.5mm	\$169	\$185.90

Dial Test Indicator - Micron

- Smooth 10 jewel movement • Flat glass

CODE	RANGE	GRAD.	FACE Ø	ACCURACY	ex GST	inc GST
Q223	0-1mm	0.001mm	38.4mm	3µm	\$210	\$231

Digital Test Indicator

- Metric/Imperial with data interface
- Zero setting at any position

CODE	RANGE	RESOLUTION	ex GST	inc GST
Q2191	±0.5mm/±0.02"	0.001mm/0.0001"	\$180	\$198

Centering Dial Indicator

- Smooth movement
- Jewelled bearing
- Supplied with 6 stylus

CODE	RANGE	RESOLUTION	ex GST	inc GST
Q515	0 - 3mm	0.01mm	\$150	\$165

Micrometers - Metric & Imperial

- Measuring face 6.5mm, Flatness 0.0008mm
- Micro-fine clear graduations on satin chrome finish
- Ratchet stop for exact repetitive readings
- Imperial: Resolution 0.0001"
- Metric: Resolution 0.01mm
- Carbide measuring faces
- Painted cast frame
- Supplied with setting standards
- Includes deluxe foam lined plastic case & wrench



CODE	RANGE	ACCURACY	ex GST	inc GST
Q101	0-1"	0.004mm	\$30	\$33.00
Q103	1-2"	0.004mm	\$38	\$41.80
Q106	2-3"	0.005mm	\$40	\$44.00
Q109	3-4"	0.005mm	\$60	\$66.00
Q102	0-25mm	0.004mm	\$30	\$33.00
Q105	25-50mm	0.004mm	\$38	\$41.80
Q107	50-75mm	0.005mm	\$40	\$44.00
Q110	75-100mm	0.005mm	\$60	\$66.00
Q315	100-125mm	0.006mm	\$77	\$84.70
Q316	125-150mm	0.006mm	\$88	\$96.80
Q317	150-175mm	0.007mm	\$95	\$104.50
Q320	175-200mm	0.007mm	\$110	\$121.00
Q321	200-225mm	0.008mm	\$130	\$143.00
Q322	225-250mm	0.008mm	\$136	\$149.60
Q323	250-275mm	0.009mm	\$146	\$160.00
Q324	275-300mm	0.009mm	\$160	\$176.00

Micrometers - Metric with interchangeable anvils

- Baked enamel blue cast frame - Resolution 0.01mm
- Interchangeable anvils fitted with adjusting collar to set the overall measurement
- Carbide measuring faces, Flatness 0.0008mm
- Ratchet thimble for exact repetitive readings
- Micro-fine clear graduations on satin chrome finish



Q120 & Q123 style frame



Q340 - Q420 style frame

CODE	RANGE	ACCURACY	ANVILS	ex GST	inc GST
Q120	100-200mm	0.007	4	\$267	\$293.70
Q123	200-300mm	0.009	4	\$275	\$302.50
Q340	300-400mm	0.011	4	\$355	\$390.50
Q350	400-500mm	0.013	4	\$418	\$459.80
Q360	500-600mm	0.015	4	\$470	\$517.00
Q370	600-700mm	0.016	4	\$599	\$658.90
Q380	700-800mm	0.018	4	\$675	\$742.50
Q390	800-900mm	0.020	4	\$795	\$874.50
Q391	900-1000mm	0.020	4	\$920	\$1,012.00
Q420	1000-1200mm	0.020	-	\$1,266	\$1,392.80

Micrometer Sets - Metric & Imperial

- Easy adjustment for re-calibrating
- Carbide tipped anvils, Flatness 0.0008mm
- Micro-fine clear graduations on satin chrome finish
- All sets include adjustment wrenches and setting standards
- Deluxe blow mould case
- Painted cast frame
- Resolution: 0.01mm



Q115

Q118



CODE	RANGE	CASE TYPE	QTY	ex GST	inc GST
Q111	0-75mm	Blow mould	3	\$110	\$121.00
Q114	0-100mm	Blow mould	4	\$146	\$160.80
Q115	0-150mm	Aluminium	6	\$288	\$316.80
Q118	150-300mm	Wooden	6	\$490	\$539.00
Q116	0-4"	Blow mould	4	\$139	\$152.90
Q117	0-6"	Aluminium	6	\$288	\$316.80

Digital Micrometer

- Quick, accurate and easy to use, at an economical price
- Carbide measuring faces • Large LCD
- Resolution: 0.001mm/0.0005"
- Metric/Imperial conversion & zero setting keys
- Friction thimble for easy one hand use



CODE	RANGE	ACCURACY	ex GST	inc GST
Q124	0-25mm / 0-1"	±0.002mm	\$80	\$88

Digital Micrometer - IP65

- IP65 protection against oil, water and coolant • Large LCD
- Carbide measuring faces, Flatness 0.0008mm • Chrome-plated frame
- Resolution: 0.001mm/0.0005"
- Metric/Imperial conversion & zero setting keys
- Abs, and inc. conversion. Power Origin Auto off
- Origin data set • Ratchet thimble



CODE	RANGE	ACCURACY	ex GST	inc GST
Q1245	0-25mm / 0-1"	±0.001mm	\$150	\$165

IP65

Digit Micrometers

- New patented counter & design
- Carbide measuring faces, Flatness 0.0008mm
- Resolution: 0.001mm
- Anvil & spindle hardened & ground
- Heat insulated baked enamel frame



CODE	RANGE	ex GST	inc GST
Q1001	0-1"	\$80	\$88.00
Q100	0-25mm	\$80	\$88.00

Digital Micrometers - IP54

- Can be used in workshop conditions exposed to coolant, water, dust & oil
- Carbide measuring faces • Large LCD
- Resolution: 0.001mm/0.0005"
- Chrome-plated frame
- Metric/Imperial conversion & zero setting keys
- SPC data output



CODE	RANGE / ACCURACY	RANGE / ACCURACY	ex GST	inc GST
Q125	0-25mm / 0.004mm	0-1" / 0.00016"	\$167	\$183.70
Q126	25-50mm / 0.004mm	1-2" / 0.00016"	\$173	\$190.30
Q127	50-75mm / 0.005mm	2-3" / 0.00020"	\$189	\$207.90
Q128	75-100mm / 0.005mm	3-4" / 0.00020"	\$236	\$259.60

Thread Anvil Sets


- Suit universal & thread micrometers

CODE	PIECES	RANGE TPI	METRIC	ANGLE	ex GST	inc GST
Q1375	10 Pair	3.5-60	-	55°	\$207	\$227.70
Q1385	6 Pair	3.5-64	0.4-7mm	60°	\$139	\$152.90



Digital Universal Micrometers

- Supplied with 7 pairs of interchangeable anvils
- IP54 Protection
- Resolution: 0.001mm/0.0005"
- SPC data output



IP54 RS-232

Anvils	Type	Anvils	Type
Flat		Spline	
Spherical		Disk	
Blade			
Point		Knife Edge	

CODE	RANGE	ex GST	inc GST
Q129	0-25mm/0-1"	\$290	\$319
Q1291	25-50mm/1-2"	\$300	\$330

Screw Thread Micrometers

- V-shaped and cones-shaped anvils (interchangeable) are supplied
- 60° anvils with metric sets
- 55° anvils with imperial sets
- Dimensions of anvil-tail: Ø5 x 15mm
- Resolution: 0.01mm



CODE	RANGE	ACCURACY	ex GST	inc GST
Q137	0-1"	±0.004mm	\$130	\$143.00
Q1371	1-2"	±0.004mm	\$135	\$148.50
Q1372	2-3"	±0.004mm	\$185	\$203.50
Q1373	3-4"	±0.005mm	\$199	\$218.90
Q138	0-25mm	±0.004mm	\$125	\$137.50
Q139	25-50mm	±0.004mm	\$129	\$141.90
Q1391	50-75mm	±0.004mm	\$194	\$213.40
Q1392	75-100mm	±0.005mm	\$199	\$218.90

Uni - Micrometers

- Used for measuring tube thickness, shoulder-edge distance, rivet head height etc, with interchangeable anvils (flat anvil and rod anvil) Can also be used to measure stepped heights when the clamp and anvils are removed
- Friction ratchet thimble, chrome plated frame
- Carbide tipped anvils, Flatness 0.0008mm • Resolution: 0.01mm



CODE	RANGE	ex GST	inc GST
Q130	0-25mm	\$105	\$115.50
Q131	25-50mm	\$110	\$121.00

Jaw Type Micrometers

- Suitable for measuring gear tooth dimensions and hard to reach recesses and grooves
- Friction ratchet thimble
- Non-rotating spindle




- Resolution: 0.01mm



CODE	RANGE	ex GST	inc GST
Q501	0-25mm	\$210	\$231
Q5012	25-50mm	\$230	\$253
Q5013	50-75mm	\$240	\$264
Q5014	75-100mm	\$260	\$286

Internal Micrometers Caliper Jaw Type


- Micro-fine graduations on satin chrome finish
- Carbide measuring faces
- Jaws made from high grade tool steel
- Standard setting ring supplied
- Accuracy: 0.005mm



CODE	RANGE	ex GST	inc GST
Q134	5-30mm	\$94	\$103.40
Q135	25-50mm	\$110	\$121.00

Depth Micrometers

- Hi accuracy interchangeable rods
- The base is hardened and lapped for accuracy
- Resolution: 0.01mm



CODE	RANGE	BASE	ex GST	inc GST
Q145	0-50mm	100mm	\$115	\$126.50
Q1455	0-2"	2.5"	\$115	\$126.50
Q146	0-100mm	100mm	\$156	\$171.60
Q1465	0-4"	4"	\$156	\$171.60

Groove Micrometers

- MeasumaX Groove Micrometers provide an easy method for measuring recesses in bores such as hydraulic seals, "O" rings and circlip grooves
- Flanged measuring faces for measuring the locations of grooves inside bores
- Laser engraved graduations
- Two scales provided for inside and outside measurement
- Two-directional measuring force
- Resolution: 0.01mm
- Accuracy: 0.01mm



CODE	INSIDE RANGE	OUTSIDE RANGE	ex GST	inc GST
Q490	1.6-26.5mm	0-25mm	\$377	\$414.70
Q491	26.51.5mm	25-50mm	\$450	\$495.00

Internal Micrometers

- Each interchangeable rod is marked with the range
- Resolution: 0.01mm metric
- Resolution: 0.001" imperial



Tube Type



Rod Type

CODE	RANGE	TYPE	EXTENSION RODS	ex GST	inc GST
Q148	25-50mm	Rod	2 rods	\$120	\$132.00
Q149	50-300mm	Rod	10 rods	\$204	\$224.40
Q1485	1-2"	Rod	2 rods	\$120	\$132.00
Q1491	50-300mm	Tube	13, 25, 2 x 50, 100mm	\$204	\$224.40
Q1495	2-12"	Tube	1/2", 1", 2 x 2", 4"	\$211	\$232.10
Q150	50-500mm	Tube	13, 25, 2 x 50, 100, 200mm	\$220	\$242.00
Q155	100-1300mm	Tube	25, 50, 100, 200, 2x400mm	\$620	\$682.00
Q156	1000-2000mm	Tube	50, 2 x 100, 200, 500mm	\$1,350	\$1,485.00
Q157	1000-3000mm	Tube	50, 2x100, 200, 500, 1000mm	\$2,485	\$2,733.50

3-Point Internal Micrometers

- Self-centring 3-points for accurate measurement of internal diameters
- Carbide-tipped contact points
- Up to 50mm: Accuracy 0.004mm
- Over 50mm: Accuracy 0.005mm
- Within 12mm: Resolution 0.001mm
- Over 12mm: Resolution 0.005mm
- Includes setting rings



CODE	RANGE	INDIVIDUAL RANGE	ex GST	inc GST
Q160	6-12mm	6-8, 8-10, 10-12mm	\$995	\$1,094.50
Q161	12-20mm	12-16, 16-20mm	\$595	\$654.50
Q162	20-50mm	20-25, 25-30, 30-40, 40-50mm	\$1,495	\$1,644.50
Q163	50-100mm	50-63, 52-75, 75-88, 87-100mm	\$1,995	\$2,194.50

Digital - 3-Point

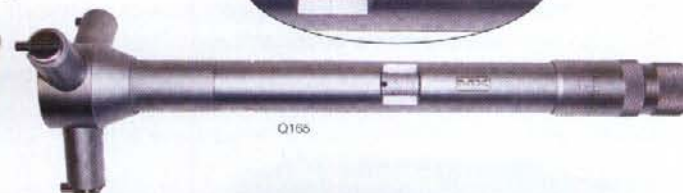
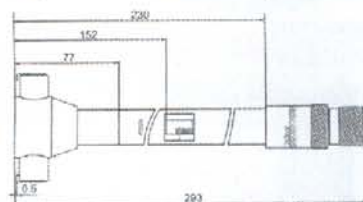


CODE	RANGE	INDIVIDUAL RANGE	ex GST	inc GST
Q1615	12-20mm	12-16, 16-20mm	\$1,099	\$1,208.90
Q1625	20-50mm	20-25, 25-30, 30-40, 40-50mm	\$2,249	\$2,473.90

3-Point Internal Micrometers - Large

The Micrometers are self-centring for accurate measurement of internal diameters

- Carbide-tipped contact points
- Sets supplied with setting ring
- Resolution: 0.01mm (Metric), 0.0001" (Imperial)
- Measurements can be taken closer to the bottom of a blind bore, & can be taken in a deep hole with an extension



CODE	RANGE	ACCURACY	SETTING RINGS	A	L	ex GST	inc GST
Q1635	50-70mm	0.004mm	Ø50mm	0.5mm	107mm	\$695	\$764.50
Q1637	70-100mm	0.004mm	Ø70mm	0.5mm	107mm	\$899	\$988.90
Q165	100-150mm	0.004mm	100mm	0.5mm	230mm	\$1,420	\$1,562.00
Q164	4-6"	0.0002"	4"	0.5mm	230mm	\$1,420	\$1,562.00

Precision Machine Levels

- Accuracy: 0.02/1000mm
- Base surface comes with vee-shaped recess
- Two vials built in - one horizontal, one across the level
- Cast iron body with all bearing surfaces ground & scraped

CODE	Length	ex GST	inc GST
Q205	200	\$169	\$185.90
Q206	250	\$229	\$251.90
Q207	300	\$249	\$273.90



Precision Frame Level

- Accuracy: 0.02/1000mm
- Size: 200 x 200mm
- Weight: 3.5kg

CODE	Length	ex GST	inc GST
Q208	200 x 200	\$229.09	\$252



Gauge Block Sets

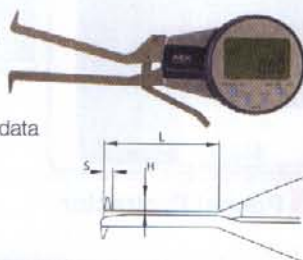
- Measumax gauge blocks are to ISO3650 standard. The standards are taken at 20° C
- With high accuracy & lower surface roughness
- High tolerance stability
- All blocks meet ISO/JIS & DIN861 standards
- With round and straight chamfered on each corner of gauge blocks

CODE	No. BLOCKS	GRADE	ex GST	inc GST
Q265	11	1	\$175	\$192.50
Q260	83	2	\$449	\$493.90



Digital Caliper Gauges - Internal

- Suited for measuring bores, internal grooves & other hard to reach internal dimensions
- Dial rotates 170° for use at various angles
- Remembers the data of Max. & Min. or hold data
- Metric/Imperial conversion
- Direct RS232 Output (Uses cable Q401)
- Accuracy 0.03mm



CODE	RANGE	L	S	H	ex GST	inc GST
Q244	10 - 30mm / 0.4 - 1.2"	55	2	3.5	\$309	\$339.90
Q245	30 - 50mm / 1.2 - 2.0"	80	3	8.5	\$309	\$339.90
Q246	40 - 60mm / 1.6 - 2.4"	80	3	8.5	\$309	\$339.90

Digital Caliper Gauges - External

- Suitable for the measurement of grooves or dimensions that cannot be reached with a micrometer or vernier caliper
- Dial rotates 170° for use at various angles
- Remembers the data of Max. & Min. or hold data
- Metric/Imperial conversion
- Direct RS232 Output (Uses cable Q401)
- Accuracy 0.03mm



CODE	RANGE	L	S	H	ex GST	inc GST
Q239	0 - 20mm / 0.0 - 0.8"	80	6.5	25	\$309	\$339.90
Q240	10 - 30mm / 0.4 - 1.2"	80	6.5	25	\$309	\$339.90
Q241	30 - 50mm / 1.2 - 2.0"	80	6.5	25	\$309	\$339.90

Combination Sets



- Stainless steel rule
- 4 Piece Set
- Engraved graduations on protractor
- Cast iron construction & finished ground

CODE	RULE	ACCURACY	ex GST	inc GST
Q200	300mm/12"	Standard	\$89	\$97.90
Q200A	300mm	Standard	\$89	\$97.90
Q2005	300mm/12"	High-Accuracy	\$110	\$121.00

Bevel Protractors

- Magnifying lens for easy readings (Q201)
- Dial face indicating the angle & minutes (Q2015)
- Fine adjustment



CODE	RANGE	TYPE	INDEX VALUE	ACCURACY	ex GST	inc GST
Q201	0-360°	Protractor	5'	± 5'	\$99	\$108.90
Q2015	0-360°	Dial	5'	± 5'	\$105	\$115.50

Digital Bevel Protractor

- Precision bevel protractor with a measuring range of 360°
- Direct output to RS-232C
- 360° Micro Fine adjustment
- Made of stainless steel



CODE	RANGE	RESOLUTION	ACCURACY	ex GST	inc GST
Q202	1x360°, 2x180°, 4x90°	30', 0.008°	± 5'	\$449	\$493.90

Dial Thickness Gauges

- The dial thickness gauges are used to measure the thickness of paper, leather, rubber, fabric, metal plate, glass and plastic plate etc
- Standard steel contact point & anvil Ø10mm
- Compact design
- Suited for quick inspection
- Pocket type (Q507)



CODE	RANGE	GRAD.	ex GST	inc GST
Q506	0-10mm	0.01mm	\$80	\$88.00
Q507	0-10mm	0.01mm	\$90	\$99.00

Dial Depth Gauge


- Equipped with a shock-proof dial indicator
- With interchangeable rods (spherical head) for wide measuring range
- Resolution: 0.01mm • Accuracy: 0.012mm
- 80mm Base Length



CODE	RANGE	DIAL RANGE	ex GST	inc GST
Q225	0-100mm	0-10mm	\$185	\$203.50

Feeler Gauges

- 0.03 - 1mm
- High grade tool steel
- Hardened tempered & polished



CODE	ex GST	inc GST
Q618	\$16	\$17.60

Screw Cutting Gauge

- 60° Metric & American
- 55° Whitworth/BSF
- 47.5° British
- 14.5° ACME Associated



CODE	ex GST	inc GST
Q612	\$10	\$11.00

Thread Gauge

- 28 x 55° Imperial gauges
- 23 x 60° Metric gauges
- 1 x 60° screw cutting gauge



CODE	SIZE	ex GST	inc GST
Q610	0.4-7mm / 4-62TPI	\$14	\$15.40

Radius Gauges

- Sizes marked on each blade
- Stainless steel



CODE	SIZE	ex GST	inc GST
Q614	1-7mm	\$20	\$22.00
Q615	7.5-15mm	\$28	\$30.80

Digital Protractor

- 360° (4x90°) Range • 0.01mm resolution



CODE	ex GST	inc GST
Q204	\$110	\$121.00

Portable Hardness Tester

- Measuring range: (170-960)HLD, (17-68.5)HRC, (19-651)HB, (80-976)HV, (30-100)HS, (59-85)HRA, (13-100)HRB
- Measuring direction: 360°
- Hardness Scale: Leeb, Brinell, Rockwell A,B,C, Vicker, Shore (HL, HB, HRC, HRA, HV, HS)
- Display: segment LCD
- Data memory: max. 100 groups (relative to impact times 32~1)
- Working voltage: 3V (2 AA size alkaline battery)
- Continuous working period: about 100 hours (With backlight off)
- Communication interface: RS232



CODE	ex GST	inc GST
Q520	\$1,150	\$1,265

Steel Rules

- Stainless steel • Double sided metric/imperial



CODE	RANGE	ex GST	inc GST
Q620	150mm/6"	\$6	\$6.60
Q621	300mm/12"	\$13	\$14.30
Q622	600mm/24"	\$19	\$20.90
Q623	1000mm/40"	\$24	\$26.40

Scribers • Carbide Tipped (Q631)



CODE	TYPE	SIZE	ex GST	inc GST
Q630	Double Ended	190mm	\$9	\$9.90
Q631	Pocket	150mm	\$19	\$20.90

Engineers Squares Grade B

- Hardened & ground
- True right angle inside & outside



CODE	SIZE	ex GST	inc GST
Q644	75mm	\$27	\$29.70
Q645	100mm	\$35	\$38.50
Q646	150mm	\$39	\$42.90
Q647	255mm	\$60	\$66.00

Telescopic Gauge Set 8-150mm Range - 6 Piece



CODE	ex GST	inc GST
Q618	\$50	\$55.00

Spring Calipers

- Hardened spring & working edges
- Polished finish



CODE	TYPE	ex GST	inc GST
Q634	Dividers	\$9	\$9.90
Q635	Inside	\$9	\$9.90
Q638	Outside	\$9	\$9.90

Magnetic Bases



CODE	CLAMP TYPE	REACH	ex GST	inc GST
Q430	1-Lock	130mm	\$85	\$93.50
Q435	Fine Adjustment	300mm	\$60	\$66.00
Q4351	H/D Fine Adjustment	300mm	\$60	\$66.00
Q436	1-Lock	330mm	\$109	\$119.90

1/2 Round Dial Indicator Holder



CODE	ex GST	inc GST
Q437	\$22	\$24.20

Dial Test Indicator Holder - Straight

- 76mm reach
- Ø1/4" Shank



CODE	ex GST	inc GST
Q438	\$22	\$24.20

Pocket Protractor

- Stainless steel
- 0-180° range
- 150mm rule length



CODE	ex GST	inc GST
Q601	\$26	\$28.60

Granite Surface Plate

- Manufactured to Precision DIN standards Grade 'O'
- Flatness within 3.253µm • Test certificate supplied
- Each plate is calibrated in a controlled environment at 20°
- Adjustable levelling metal stand
- Plate sits on 5 adjustable jacks for easy levelling
- 600 x 600 x 100mm granite plate size
- 1000mm working height



CODE	ex GST	inc GST
Q810	\$700	\$770

Digital Caliper - Electronic



- Metric - Imperial - Fractions

SIZE	CODE	ex GST	inc GST
150mm / 6" / 1/64	M738	\$29	\$31.90
200mm / 8" / 1/64	M739	\$45	\$49.50

Digital Calipers - Electronic



- Zero setting button • Large display screen



SIZE	CODE	ex GST	inc GST
150mm/6"	M740	\$45	\$49.50
200mm/8"	M742	\$55	\$60.50

- Metric/Imperial

Vernier Calipers

- Stainless steel measuring faces are ground and lapped



- Metric / imperial graduations

VERNIER CALIPERS	CODE	ex GST	inc GST
150mm/6" standard	M720	\$25	\$27.50
200mm/8" fine/adj.	M725	\$34	\$37.40
300mm/12" fine/adj.	M726	\$45	\$49.50

Fine Adjustment

Micrometers



- Ratchet stop • Carbide tip anvil

SIZE	GRAD.	CODE	ex GST	inc GST
0-25mm	0.01mm	M760	\$28	\$30.80

Measuring Kit • 0-25mm Micrometer • 150mm/6" Rule



- 150mm/6" Vernier
- 100x70mm Square

CODE	ex GST	inc GST
M012	\$65	\$71.50

Micrometer Set

- Measuring face is carbide tipped & lapped
- Spindle graduations engraved
- Supplied with test pieces & adjusting spanner

PIECE	RANGE	CODE	ex GST	inc GST
6	0-150mm	M018	\$199	\$218.90



Height Gauges

VERNIER

- Dual imperial/metric scale
- 12"/300mm capacity
- Carbide-tipped scriber
- Includes 8mm dial gauge holder

DIGITAL

- Dual imperial/metric scale
- Presets and memory
- 12"/300mm capacity
- Carbide-tipped scriber

TYPE	CODE	ex GST	inc GST
Vernier	M700	\$115	\$126.50
Digital	M704	\$199	\$218.90



Dial Gauges

- Dial face Ø50mm • Lugged back mounting • Tolerance tags



SIZE	GRAD.	CODE	ex GST	inc GST
0-10mm	0.01mm	M046	\$27	\$29.70
0-1"	0.001"	M045	\$32	\$35.20

Magnetic Bases

- Dual lock type
- Vee Base
- 64 x 50mm



- Single Lock type
- Fine adjustment
- 320mm Arm Reach
- 62 x 50mm Base

TYPE	CODE	ex GST	inc GST
Dual Lock	M050	\$32	\$35.20
Single Lock	M051	\$55	\$60.50

Magnetic Base & Dial Gauge

- Mag-Base: ON/OFF switch
- Dial gauge 0-10mm



CODE	ex GST	inc GST
M055	\$63	\$69.30

Surface Marking Out Gauge

- Scriber tip hardened to 55-60 HRC.
- Includes 2 spindles (225 & 300mm)




CODE	ex GST	inc GST
M053	\$50	\$55

Digital Angle Rule

- Zero button • Accuracy: 0.3°
- 360° Range • Absolute & incremental

SIZE	CODE	ex GST	inc GST
180mm	M970	\$30	\$33.00
280mm	M972	\$40	\$44.00
480mm	M974	\$45	\$49.50



Digital Angle Gauge

- Absolute & incremental • Zero button
- 360° Range

CODE	ex GST	inc GST
M978	\$65	\$71.50



Digital Bevel Box

- Measure digitally bevel angles on mitre saws, band saws and many other appliances
- Range 180° • 3 base magnets • Inc. 2 batteries

CODE	ex GST	inc GST
M977	\$59	\$64.90



Drill Gauge - Metric & Imperial

- Manufactured from high quality stainless steel
- 1-13mm & 1/16-1/2"

CODE	ex GST	inc GST
M988	\$15	\$16.50



Z-Axis Preset Gauge - Electronic

- Magnetic base for easy set-up
- Red lamp illuminates when touched
- 50mm height
- Accuracy: 0.005mm

CODE	ex GST	inc GST
M691	\$250	\$275



Z-Axis Preset Gauge - Dial Type

- Dial gauge allows the operator to read amount of over travel • Resolution 0.01mm
- Zero setting and test function • Range 1.5mm
- 100mm height
- Magnetic base

CODE	ex GST	inc GST
M6935	\$290	\$319



HAIMER Universal 3D Taster

The 3D-Taster is clamped into a tool holder and inserted into a machine spindle. You may approach in any direction (X-, Y-, Z-axis - hence the name "3D-Sensor"). When the dial gage shows zero, the spindle axis is exactly on the workpiece edge. Only the Haimer 3D-Sensor allows for the edge to be found on the first attempt. Our 3D-Sensor is quick and easy, reducing the non productive time, increasing the productivity and accuracy of the operator.

- Ø20mm Shank
- 0.01mm Accuracy
- 113mm Length without clamping shank




CODE	ex GST	inc GST
M694	\$660	\$726

HAIMER.

Touch Point Sensor

- When held in a tool holding device and touched against the work piece, the red light illuminates & also emits a sound
- Accuracy: 0.005mm
- 20mm shank



CODE	ex GST	inc GST
M690	\$85	\$93.50

Centre & Edge Finder

- Manufactured from tool steel & hardened throughout
- Shank diameter 3/8", Tip diameter 5 & 76mm long



CODE	ex GST	inc GST
M692	\$14	\$15.40

Used for quickly locating work edges, grooves, shoulders and centre points

Cast Iron Surface Plate

- Close grained, stress relieved cast iron
- Precisely finished by planing and hand scraping
- Deep cross ribbed construction
- Accuracy to standard DIN876/1
- 400 x 400 x 55mm



CODE	ex GST	inc GST
M710	\$360	\$396

Mitutoyo



Japanese Precision Measuring Equipment

Vernier Calipers



Dual Lock and Fine Adjustment

	CODE	ex GST	inc GST
130mm/5"	M106	\$87	\$95.70
180mm/7"	M108	\$96	\$105.60
280mm/11"	M112	\$190	\$209.00

Digital Calipers



Mode Selection and Power On/Off

	CODE	ex GST	inc GST
150mm/6"	M115	\$200	\$220.00
200mm/8"	M116	\$236	\$259.60

Digital Calipers



Coolant Proof

Dual Lock and Fine Adjustment

	CODE	ex GST	inc GST
150mm/6"	M113	\$215	\$236.50
200mm/8"	M114	\$264	\$290.40

Dial Calipers



0.02mm graduations

	CODE	ex GST	inc GST
150mm	M100	\$114	\$125.40
6"	M101	\$123	\$135.30
200mm	M102	\$178	\$195.80
8"	M103	\$178	\$195.80

Dial Test Indicator



	CODE	ex GST	inc GST
Metric	M081	\$154	\$169.40
Imperial	M083	\$180	\$198.00

Micrometers



	CODE	ex GST	inc GST
0-25mm	M060	\$63	\$69.30
0-1"	M061	\$63	\$69.30
25-50mm	M062	\$75	\$82.50
1-2"	M063	\$75	\$82.50
50-75mm	M064	\$118	\$129.80
2-3"	M065	\$118	\$129.80
75-100mm	M066	\$123	\$135.30
3-4"	M067	\$123	\$135.30

MITUTOYO DIGITAL READOUTS ALSO AVAILABLE... ASK FOR A QUOTATION

Optical Projectors

High Precision Linear Guideways. Swiss made SCHEEBERGER
high precision linear guideways are used for all X, Y, & Z-Axis movement to provide high accuracy

Easson

EP-2010

- Table Glass size 225 x 125mm
- Measurement travel 200 x 100mm
- 315mm Screen Diameter
- 10x, 20x & 50x Lens available (Standard machine 10x only)
- Digital Readout X, Y & A, 1um
- Thermal Printer, Rotary Table

EP-2010
\$7,300 ex GST
\$8,030 inc GST (M008)



ES-12 Digital Readout

EP-2512

- Table Glass size 290 x 190mm
- Measurement travel 250 x 100mm
- 365mm Screen Diameter
- 10x, 20x & 50x Lens available (Standard machine 10x only)
- Digital Readout X, Y & A, 1um
- Thermal Printer, Rotary Table

EP-2512
\$11,000 ex GST
\$12,100 inc GST (M007)

see our **WEBSITE** for more details
www.machineryhouse.com.au

Measuring System Specifications

Axis	X,Y, Axis linear transducers A axis rotary encoder
Resolution	0.001mm (X, Y-Axis) / 0.01den. (A axis)
Co-ordinates	X,Y Polar Coordinate system
Memory	99 Feature memories: 10 coordinate memories
Error Comp.	Linear and non linear error compensation
I/O Interface	RS-232C I/O Interface
Measurement Features	3 points circle Measurement Points Measurement 2 points distance Measurement 2 points form a line Measurement 2 Intersecting line Measurement 4 point line intersection Measurement Point line perpendicular projection

Digital Scale with Display Unit

Budget priced Scale and Display unit for use on Sheet Metal, Metal working and Woodworking machines.
The scale is aluminium & can be cut to length to suit any size. The display & scale come with mounting brackets.

- Mini USB connection to the display unit • Battery powered from the display unit only
- Metric/Imperial switch
- Auto switch off after 4 minutes
- Remembers the last setting
- ABS & INC display
- ON/OFF in any position

MAX. SCALE RANGE	SCALE LENGTH	CODE	ex GST	inc GST
620mm	720mm	D665	\$79	\$86.90



Shown fitted to Mill Drill

Digital Scales & Display Units

Scale and display unit for use on metal and wood working machines. These digital scale units are designed specifically for convenient display of Z-Axis, X-Axis or Y-Axis machine tool movement. Can be mounted on almost any surface, offering the user precise linear measurement capabilities. Precise depth control floating zero allows you to set "zero" anywhere within operating range with a push of a button. The scale is aluminium and can be cut to length to suit any setup. The display has a magnetic back panel and scales come with mounting brackets.

LCD Display Units

- 2 x AAA batteries • 2 metres of cable
- Magnetic back panel for mounting
- Resolution: 0.01mm/0.0005"
- Metric/Imperial switch • Zero setting
- ON/OFF switch • Back-light display



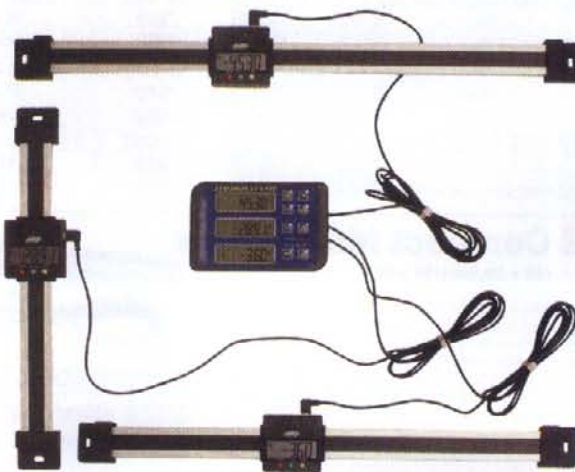
No. AXIS	CODE	ex GST	inc GST
2-AXIS	M731	\$99	\$108.90
3-AXIS	M732	\$140	\$154.00

Aluminium Digital Scale Units

- 1.5V battery - can be powered by display unit
- With data output • Zero setting
- Metric/Imperial switch • ON/OFF switch
- Supplied with battery & mounting bracket



TYPE	LENGTH	CODE	ex GST	inc GST
Vertical	200mm	M733	\$40	\$44.00
Horizontal	300mm	M734	\$50	\$55.00
Horizontal	400mm	M735	\$60	\$66.00
Horizontal	600mm	M736	\$80	\$88.00
Horizontal	1000mm	M737	\$96	\$105.60




Digital Readouts & Scales

Scales

Double Seals Design

Offers superior oil resistance, high elastic recovery properties and durability. Protection to DIN 40050 & IP53



Double Seal Design

Aluminium backing plate only supplied with scales up to 500mm

TRAVEL	CABLE LENGTH	RESOLUTION	MODEL	ORDER CODE	ex GST	inc GST
STANDARD SCALES - 21.5 x 34mm W x H (5µm)						
200mm	3 Metre	5µm	GS-10	D720	\$199	\$218.90
250mm	3 Metre	5µm	GS-10	D721	\$209	\$229.90
300mm	3 Metre	5µm	GS-10	D722	\$215	\$236.50
300mm	5 Metre	5µm	GS-10	D722A	\$215	\$236.50
350mm	3 Metre	5µm	GS-10	D723	\$219	\$240.90
350mm	5 Metre	5µm	GS-10	D723A	\$225	\$247.50
400mm	3 Metre	5µm	GS-10	D724	\$225	\$247.50
450mm	3 Metre	5µm	GS-10	D725	\$225	\$247.50
500mm	3 Metre	5µm	GS-10	D726	\$230	\$253.00
550mm	3 Metre	5µm	GS-10	D727	\$230	\$253.00
600mm	3 Metre	5µm	GS-10	D728	\$235	\$258.50
700mm	3 Metre	5µm	GS-10	D730	\$235	\$258.50
750mm	3 Metre	5µm	GS-10	D731	\$240	\$264.00
800mm	3 Metre	5µm	GS-10	D732	\$240	\$264.00
900mm	3 Metre	5µm	GS-10	D734	\$260	\$286.00
1000mm	3 Metre	5µm	GS-10	D736	\$265	\$291.50
1100mm	5 Metre	5µm	GS-50	D736A	\$410	\$451.00
1200mm	5 Metre	5µm	GS-50	D737	\$430	\$473.00

STANDARD SCALES - 28 x 46mm W x H (5µm)						
1300mm	5 Metre	5µm	GS-20	D738	\$450	\$495.00
1500mm	5 Metre	5µm	GS-20	D739	\$525	\$577.50
1700mm	7 Metre	5µm	GS-20	D741	\$620	\$682.00
2000mm	7 Metre	5µm	GS-20	D745	\$975	\$1,072.50
3000mm	9 Metre	5µm	GS-20	D750	\$2,200	\$2,420.00
COMPACT SCALES - 20 x 28.5mm W x H (5µm or 1µm)						
100mm	3 Metre	5µm	GS-30	D718	\$189	\$207.90
150mm	3 Metre	5µm	GS-30	D719	\$189	\$207.90
200mm	3 Metre	5µm	GS-30	D720C	\$199	\$218.90
200mm	3 Metre	1µm	GS-31	D7622	\$275	\$302.50
250mm	3 Metre	5µm	GS-30	D721C	\$209	\$229.90
250mm	3 Metre	1µm	GS-31	D7625	\$275	\$302.50
300mm	3 Metre	5µm	GS-30	D722C	\$219	\$240.90
300mm	3 Metre	1µm	GS-31	D7635	\$299	\$328.90

HI-ACCURACY SCALES - 21.5 x 34mm W x H (1µm)						
200mm	3 Metre	1µm	GS-11	D762	\$275	\$302.50
300mm	3 Metre	1µm	GS-11	D763	\$299	\$328.90
400mm	3 Metre	1µm	GS-11	D764	\$319	\$350.90
500mm	3 Metre	1µm	GS-11	D765	\$369	\$405.90
600mm	3 Metre	1µm	GS-11	D766	\$389	\$427.90
800mm	3 Metre	1µm	GS-11	D767	\$550	\$605.00

ADDITIONAL BRACKET KIT suits any 3 axis install			
TYPE	ORDER CODE	ex GST	inc GST
Z-Axis	D770	\$59	\$64.90
7-Piece	D772	\$59	\$64.90
EXTENSION CABLE			
ORDER CODE	ex GST	inc GST	
2 Metre	D709	\$70	\$77.00
5 Metre	D710	\$80	\$88.00
CABLE ADAPTORS			
ORDER CODE	ex GST	inc GST	
Suits: DSUB9-DIN7	D711	\$95	\$104.50
Suits: DIN7-DSUB9	D712	\$95	\$104.50

Compact Mini Scales

(18 x 23.2mm W x H)

- Easson DRO compatible
- Double sealed
- 100% laser calibration
- The slide carrier of the DC-10F series scales, use a five bearing design for optical grating linear transducer which has been proven as the most reliable system design in today's market.



CODE	LENGTH	ex GST	inc GST
D758	200mm	\$275	\$302.50
D7582	250mm	\$275	\$302.50
D7583	300mm	\$275	\$302.50

Digital Display Units - Multi Function

Multi function display units can be used with either 1µm or 5µm scales. Individual programming allows you to select the following applications Milling, Lathe, Boring, Drilling, Grinding and EDM function during the DRO set up

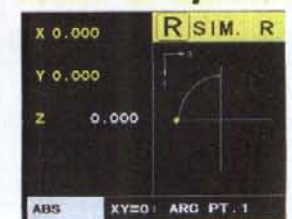
ES14-2x 2-Axis



ES14-3x 3-Axis



ES12-3x 3-Axis with Graphics



MODEL	ES14-2x	ES14-3x	ES12-3x
ORDER CODE	D7142	D7143	D705
No. of Axis	2	3	3
Resolution	1µm or 5µm	1µm or 5µm	1µm or 5µm
Radius/Diameter	✓	✓	✓
Multi-Language	✓	✓	✓
Clear Zero	✓	✓	✓
Centring (1/2)	✓	✓	✓
mm / inch Display	✓	✓	✓
Absolute / Incremental	✓	✓	✓
Power Off Memory	✓	✓	✓
199 Sub Datum	✓	✓	✓
Reference Memory	✓	✓	✓
Built in Calculator	✓	✓	✓
Pitch, Circle, Diameter (PCD)	✓	✓	✓
Line Hole Positioning (LHOLE)	✓	✓	✓
Inclined Machining (INCL)	✓	✓	✓
Shrinkage Calculation	✓	✓	✓
Simple "R" Function	✓	✓	✓
Smooth "R" Function	✓	✓	✓
Linear Error Compensation	✓	✓	✓
Non Linear Error Compensation	✓	✓	✓
Vibration Filtering	✓	✓	✓
Z Axis Summation	✓	✓	✓
Axis Speed Display	✓	✓	✓
1, 5, 10 micron Display	✓	✓	✓
PRICE	ex GST \$450	\$550	\$590
PRICE	inc GST \$495	\$605	\$649

Long Scales - Magnetic Type

(28 x 46mm W x H)



- Easson DRO compatible
- IP67 water proof
- Magnetic scale can be used in a very harsh environment such as stone cutting, metal working machinery, laser cutting machinery & water jet cutting machines
- Available on request up to 32 metres

CODE	LENGTH	ex GST	inc GST
D751	1000-3000mm	\$1,650	\$1,815
D752	3000-4000mm	\$1,950	\$2,145
D755	4000-5000mm	\$2,100	\$2,310
D7559	6000-10000mm	\$2,500	\$2,750

Metal Cutting Band Saws

BS-4A

- Automatic electric cut-out switch
- Portable - on wheels for site work
- Cuts to 45° degrees in mitre vice
- Sealed worm and pinion gearbox drive
- 3-speed pulley drive system enabling 20-29-50mpm
- Fully-adjustable blade roller for accurate and straight cutting
- Ideal for cutting tube, pipe, solid steel, non-ferrous and wood


BS-4A
\$340 ex GST
\$374 inc GST (B002)



BS-5 & BS-5S

- Portable for site work
- Cuts to 45° in mitre vice (BS-5)
- 45° swivel head for easy mitre cutting without moving the material (BS-5S)
- Automatic electric cut-out switch
- Sealed worm and pinion gearbox drive
- 3-speed pulley drive system enabling 20-29-50mpm
- Fully-adjustable blade rollers for accurate and straight cutting
- Ideal for cutting tube, pipe, solid steel, non-ferrous & wood

BS-5
\$400 ex GST
\$440 inc GST (B009)



Vertical Cutting Table
 BS-4A, BS-5, BS-5S



**SWIVEL
 HEAD**



BS-5S
\$540 ex GST
\$594 inc GST (B003)

Includes:

Vertical Cutting Table ✓ Length Stop ✓ 1 x Blade ✓ Stand ✓

MODEL		BS-4A	BS-5	BS-5S
ORDER CODE		B002	B009	B003
Cutting Head Beam	Auto/Manual	Manual	Manual	Manual
Operation Type	Swivel/Fixed	Fixed	Fixed	Swivel
Cutting Capacities				
	90° mm	100	115	125
	45° mm	72	80	80
	90° mm	100	115	125
	45° mm	72	80	75
	(WxH) 90° mm	150 x 100	150 x 115	200 x 125
	(WxH) 45° mm	100 x 72	100 x 80	125 x 72
Cutting Beam Return	Type	Manual	Manual	Manual
Vice Clamping Fixture	Type	Manual	Manual	Manual
Table Working Height	mm	620	620	680
Blade Speeds	M/min	20, 29, 50	20, 29, 50	20, 29, 50
Blade Size (LxWxT)	mm	1645x12.7x0.65	1645x12.7x0.65	1727x12.7x0.65
Motor Power	kW/hp	0.375 / 1/2	0.250 / 1/3	0.375 / 1/2
Voltage	V	240	240	240
Shipping Dim. (LxWxH)	cm	102 x 32 x 39	97 x 33 x 39	108 x 46 x 43
Weight	kg	65	52	70
PRICE	ex GST	\$340	\$400	\$540
PRICE	inc GST	\$374	\$440	\$594

Blades to suit: BS-4A, BS-5

TYPE	TPI	MATERIAL	CODE	ex GST	inc GST
Carbon	6	Solid Steel	B200	\$10	\$11.00
Carbon	14	Medium Steel	B203	\$10	\$11.00
Carbon	18	Thin Wall Steel	B205	\$10	\$11.00

Blades to suit: BS-5S

TYPE	TPI	MATERIAL	CODE	ex GST	inc GST
Carbon	6	Solid Steel	B206	\$11	\$12.10
Carbon	14	Medium Steel	B207	\$11	\$12.10
Carbon	18	Thin Wall Steel	B208	\$11	\$12.10

■ Metal Cutting Band Saw

■ BS-7L

- 305 x 178mm (W x H) rectangular capacity
- Adjustable hydraulic cutting feed rate for multiple applications
- Mitre cuts to 45° using calibrated vice
- Built-in coolant system with flow control valve for maximum cutting efficiency
- Automatic electric cut-out switch stops machine when cut is complete
- Adjustable blade roller guides provides accurate cutting
- Adjustable 4-speed pulley drive system enabling 22-34-49-64mpm
- Adjustable length stop for repetition cutting
- Wire wheel brush to clean swarf from blade
- Portable - on wheels for ease of use
- Vertical cutting table included
- Heavy-duty 0.75kW / 1hp 240V motor

BS-7L
\$1,050 ex GST
\$1,155 inc GST (B006)



Hydraulic Down Feed Control
BS-7L & BS-7DS



Bearing Blade Guides
BS-7L & BS-7DS



Quick Action Vice Lever
BS-7DS



Swivel Head $\pm 45^\circ$
BS-7DS

■ Swivel Head, Metal Cutting Band Saw

■ BS-7DS

- 215 x 178mm (W x H) rectangular capacity
- Swivel head $\pm 45^\circ$ for easy mitre cutting without moving material
- Adjustable hydraulic cutting feed rate for multiple applications
- Dual mitre cutting capabilities to 45° via swivelling head and sliding vice
- Built-in coolant system with flow control valve for maximum cutting efficiency
- Automatic electric cut-out switch stops machine when cut is complete
- Quick action material clamping lever
- Adjustable blade roller guides provides accurate cutting
- Adjustable 4-speed pulley drive system enabling 24-41-61-82mpm
- Adjustable length stop for repetition cutting
- Wire wheel brush to clean swarf from blade
- Heavy-duty 0.75kW / 1hp 240V motor

BS-7DS
\$1,650 ex GST
\$1,815 inc GST (B008A)



Metal Cutting Band Saw

BS-912

- 305 x 178mm (W x H) rectangular capacity
- Adjustable hydraulic cutting feed rate for multiple applications
- Mitre cuts to 45° using calibrated vice
- Built-in coolant system on both blade guides with flow control valve for maximum cutting efficiency
- Automatic electric cut-out switch stops machine when cut is complete
- Quick action material clamping lever
- Adjustable blade roller guides provides accurate cutting
- Adjustable 4-speed pulley drive system enabling 26-50-73-95mpm
- Adjustable length stop for repetition cutting
- Wire wheel brush to clean swarf from blade
- Portable - on wheels for ease of use
- Heavy-duty 0.75kW / 1hp 240V motor



BS-912
\$1,700 ex GST
\$1,870 inc GST (B014)



Hydraulic Down Feed Control
BS-912



Bearing Blade Guides
BS-912



Blade Cleaning Wire Brush
BS-912



Quick Action Vice Lever
BS-912

Includes: BS-7L, BS-7DS, BS-912

Coolant System ✓ Length Stop ✓ 1 x Blade ✓ Hydraulic Feed ✓

Optional Accessories:



p109



p109



p179






p67

Blades to suit: BS-7L, BS-7DS

TYPE	TPI	Solid Section	CODE	ex GST	inc GST
Carbon	6	51 - 80mm	B210	\$18	\$19.80
Carbon	8	31 - 50mm	B212	\$18	\$19.80
Carbon	10	16 - 30mm	B214	\$18	\$19.80
Carbon	14	10 - 15mm	B216	\$18	\$19.80
Bi-Metal	4-6	51 - 80mm	B400	\$44	\$48.40
Bi-Metal	6-10	16 - 30mm	B404	\$44	\$48.40
Bi-Metal	10-14	Up to 10mm	B408	\$44	\$48.40

Blades to suit: BS-912

TYPE	TPI	Solid Section	CODE	ex GST	inc GST
Bi-Metal	4-6	51 - 80mm	B412	\$57	\$62.70
Bi-Metal	6-10	16 - 30mm	B414	\$57	\$62.70
Bi-Metal	10-14	Up to 10mm	B418	\$57	\$62.70

MODEL		BS-7L	BS-7DS	BS-912
ORDER CODE		B006	B008A	B014
Cutting Head Beam	Auto/Manual	Manual	Manual	Manual
Operation Type	Swivel/Fixed	Fixed	Swivel	Fixed
Cutting Capacities				
	90° mm	178	178	230
	45° mm	127	127	150
	90° mm	178	178	230
	45° mm	115	85	127
	(WxH) 90° mm	305 x 178	215 x 178	305 x 178
	(WxH) 45° mm	120 x 115	140 x 85	150 x 127
Cutting Beam Return	Type	Manual	Manual	Manual
Vice Clamping Fixture	Type	Manual	Manual	Manual
Coolant System	~ / ✓	✓	✓	✓
Table Working Height	mm	550	850	640
Blade Speeds	M/min	22, 34, 49, 64	24, 41, 61, 82	26, 50, 73, 95
Blade Size (LxWxT)	mm	2362 x 19 x 0.8	2362 x 19 x 0.8	2654 x 27 x 0.9
Motor Power	kW/hp	0.75 / 1	0.75 / 1	0.75 / 1
Voltage	V	240	240	240
Shipping Dim. (LxWxH)	cm	131 x 46 x 97	138 x 69 x 77	114 x 51 x 113
Weight	kg	153	165	185
PRICE	ex GST	\$1,050	\$1,650	\$1,700
PRICE	inc GST	\$1,155	\$1,815	\$1,870

■ Metal Cutting Band Saws

■ BS-916A


- 350 x 228mm (W x H) rectangular capacity
- Adjustable hydraulic cutting feed rate for multiple applications
- Mitre cuts to 45° using calibrated vice
- Built-in coolant system for maximum cutting efficiency
- Automatic electric cut-out switch stops machine when cut is complete
- Cast Iron frame with heavy duty fabricated base
- Control panel located on top of arm for easy use
- Quick action material clamping system
- Blade tension lever with scale for optimum settings
- Adjustable blade roller guides provides accurate cutting
- Adjustable 4-speed pulley drive system enabling 25-40-52-72rpm
- Adjustable length stop for repetition cutting
- Wire wheel brush to clean swarf from blade
- Heavy-duty 1.1kW / 1.5hp 240V motor



BS-916A
\$2,490 ex GST
\$2,739 inc GST (B015)



Hydraulic Down Feed Control
BS-250



Blade Tension Gauge
BS-250



Quick Action Vice
BS-250



Ball Bearing Blade Guides
BS-250

■ BS-250

- 415 x 250mm (W x H) rectangular capacity
- Adjustable hydraulic cutting feed rate for multiple applications
- Mitre cuts to 45° using calibrated vice with quick action clamp
- Built-in coolant system for maximum cutting efficiency
- Automatic electric cut-out switch stops machine when cut is complete
- Cast Iron frame with heavy duty fabricated base
- Control panel located on top of arm for easy use
- Blade tension dial with scale for optimum settings
- Adjustable blade roller guides provides accurate cutting
- Adjustable 4-speed pulley drive system enabling 21-34-43-60rpm
- Wire wheel brush to clean swarf from blade
- Heavy-duty gearbox drive
- Heavy-duty 1.5kW / 2hp 415V motor



BS-250
\$3,450 ex GST
\$3,795 inc GST (B018)

Swivel Head, Metal Cutting Band Saws

BS-10LS
\$3,850 ex GST
\$4,235 inc GST (B021)

BS-10LS

- 468 x 250mm (W x H) rectangular capacity
- Swivel head for easy mitre cutting without moving material
- Adjustable hydraulic cutting feed rate for multiple applications
- Mitre cuts to 45° using swivel head with quick action clamp
- Built-in coolant system for maximum cutting efficiency
- Automatic electric cut-out switch stops machine when cut is complete
- Control panel located on top of arm for easy use
- Large mitre scale - easy to read
- Cast Iron frame with heavy duty fabricated base
- Adjustable carbide & roller bearing blade guides provides accurate cutting
- Variable speed drive system changes blade speed from 18-102mpm
- Adjustable length stop for repetition cutting
- Wire wheel brush to clean swarf from blade
- Heavy-duty 1.5kW / 2hp 415V motor



Swivel Head Locking Handle
BS-10LS



Quick Action Vice
BS-10LS



Variable Down Feed Control
BS-10LS



Variable Blade Speed Control
BS-10LS

Includes: BS-916A, BS-250, BS-10LS

Coolant System ✓ Length Stop ✓ 1 x Blade ✓ Hydraulic Feed ✓

Optional Accessories:



p109



p109



p179



p67

Blades to suit: BS-916A




TYPE	TPI	Solid Section	CODE	ex GST	inc GST
Bi-Metal	4-6	51 - 80mm	B510	\$63	\$69.30
Bi-Metal	6-10	16 - 30mm	B512	\$63	\$69.30
Bi-Metal	10-14	Up to 10mm	B514	\$63	\$69.30

Blades to suit: BS-250

TYPE	TPI	Solid Section	CODE	ex GST	inc GST
Bi-Metal	2-3	121 - 200mm	B462	\$68	\$74.80
Bi-Metal	4-6	51 - 80mm	B464	\$68	\$74.80
Bi-Metal	6-10	16 - 30mm	B466	\$68	\$74.80
Bi-Metal	10-14	Up to 10mm	B468	\$68	\$74.80

Blades to suit: BS-10LS

TYPE	TPI	Solid Section	CODE	ex GST	inc GST
Bi-Metal	4-6	51 - 80mm	B560	\$75	\$82.50
Bi-Metal	6-10	16 - 30mm	B562	\$75	\$82.50
Bi-Metal	10-14	Up to 10mm	B564	\$75	\$82.50

MODEL	BS-916A	BS-250	BS-10LS
ORDER CODE	B015	B018	B021
Cutting Head Beam	Auto/Manual	Manual	Manual
Operation Type	Swivel/Fixed	Fixed	Swivel
Cutting Capacities			
	90° mm 228 45° mm 180	250 190	250 235
	90° mm 228 45° mm 150	250 190	250 235
	(WxH) 90° mm 350 x 228 (WxH) 45° mm 180 x 150	415 x 250 250 x 190	468 x 250 250 x 240
Cutting Beam Return	Type Manual	Manual	Manual
Vice Clamping Fixture	Type Manual	Manual	Manual
Coolant System	- / ✓	✓	✓
Table Working Height	mm 675	600	570
Blade Speeds	M/min 25, 40, 52, 72	21, 34, 43, 60	Variable (18-102)
Blade Size (LxWxT)	mm 2908 x 27 x 0.9	3302 x 27 x 0.9	3090 x 27 x 0.9
Motor Power	kW/hp 1.1 / 1.5	1.5 / 2	1.5 / 2
Voltage	V / Amp 240 / 15	415	415
Shipping Dim. (LxWxH)	cm 170 x 63 x 124	188 x 75 x 112	179 x 74 x 115
Weight	kg 290	360	380
PRICE	ex GST \$2,490	\$3,450	\$3,850
PRICE	inc GST \$2,739	\$3,795	\$4,235

Swivel Head Band Saws

EB-260A & EB-260V

- 225 x 180mm (W x H) rectangular capacity
- Electronic variable blade speed 20-90 M/min, 240V motor (B062V)
- 2-speed 415V motor enabling blade speeds of 45 & 90mpm (B061)
- Swivel head mitre cut to 60° right
- Quick action lock/release lever for swivel head
- Coolant system for cutting efficiency and blade life
- Adjustable hydraulic cylinder for Auto Feed
- Quick-action lock/release vice
- User friendly blade tension system
- Adjustable ball bearing blade guides
- Blade cleaning brush incorporated into blade guide system

Blades to suit: EB-260A & EB-260V

TYPE	TPI	Solid Section	CODE	ex GST	inc GST
Bi-Metal	4-6	51 - 80mm	B478	\$57	\$62.70
Bi-Metal	6-10	16 - 30mm	B479	\$57	\$62.70
Bi-Metal	10-14	Up to 10mm	B480	\$57	\$62.70



Ball Bearing Blade Guides

Easy Access Control Panel
EB-260A & EB-260VBlade Tension System
EB-260A & EB-260VElectronic Variable Blade
Speed EB-260A & EB-260V

EB-260A (415V)
\$1,990 ex GST
\$2,189 inc GST (B061)

EB-260V (240V)
\$1,990 ex GST
\$2,189 inc GST (B062V)



EB-280DS & EB-280DSV - Dual Mitre

- 245 x 180mm (W x H) rectangular capacity
- 2-speed motor enabling blade speeds of 45 & 90mpm (B063)
- Electronic variable blade speed 20-90 M/min, 240V motor (B063V)
- Swivel head dual mitre cut to 45° left, 60° right
- Quick action lock/release lever for swivel head
- Coolant system for cutting efficiency and blade life
- Adjustable hydraulic cylinder for Auto Feed
- Quick-action lock/release vice
- Unique sliding vice design for dual mitre operation
- Input support roller for long stock
- User friendly blade tension system with gauge
- Adjustable ball bearing blade guides
- Blade cleaning brush incorporated into blade guide system

**DUAL
MITRE**

EB-280DS
\$2,990 ex GST
\$3,289 inc GST (B063)

EB-280DSV
\$3,050 ex GST
\$3,355 inc GST (B063V)



Blades to suit: EB-280DS & EB-280DSV

TYPE	TPI	Solid Section	CODE	ex GST	inc GST
Bi-Metal	4-6	51 - 80mm	B478	\$57	\$62.70
Bi-Metal	6-10	16 - 30mm	B479	\$57	\$62.70
Bi-Metal	10-14	Up to 10mm	B480	\$57	\$62.70

Swivel Head Band Saws

EB-320DS & EB-320DSV - Dual Mitre

- 310 x 205mm (W x H) rectangular capacity (DS)
- 2-speed motor enabling blade speeds of 35 & 70M/min (DS)
- 255 x 200mm (W x H) rectangular capacity (DSV)
- Electronic variable blade speeds 20 - 75M/min (DSV)
- Unique rotating table swivels with cutting head (DSV)
- Swivel head dual mitre cut to 45° left, 60° right
- Quick action lock/release lever for swivel head & vice
- Coolant system for cutting efficiency and blade life
- Adjustable hydraulic cylinder for auto feed
- Adjustable ball bearing blade guides
- Blade cleaning brush (EB-320DS only)

**DUAL
MITRE**
EB-320DS
\$3,650 ex GST
\$4,015 inc GST (B067D)

EB-320DSV
\$3,990 ex GST
\$4,389 inc GST (B067D)


EB-320DSV shown

Blades to suit: EB-320DS, EB-320DSV					
TYPE	TPI	Solid Section	CODE	ex GST	inc GST
Bi-Metal	4-6	51 - 80mm	B530	\$60	\$66
Bi-Metal	6-10	16 - 30mm	B531	\$60	\$66
Bi-Metal	10-14	Up to 10mm	B532	\$60	\$66


 Variable Feed Control
 EB-320DS, EB-320DSV

 Dual Mitre Vice
 EB-320DS

 Dual Mitre & Rotating Table
 EB-320DSV




 Electronic Variable Blade Speed
 EB-320DSV

Includes: EB-260 / EB-280 / EB-320

- Coolant System ✓ Hydraulic Feed ✓
 Length Stop ✓ 1 x Blade ✓

Optional Accessories:



MODEL	EB-260A	EB-260V	EB-280DS	EB-280DSV	EB-320DS	EB-320DSV
ORDER CODE	B061	B062V	B063	B063V	B067	B067D
Cutting Head Beam	Auto/Man.	Manual	Manual	Manual	Manual	Manual
Operation Type	Swivel/Fixed	Swivel	Swivel	Dual Swivel	Dual Swivel	Dual Swivel
Cutting Capacities						
	90° mm 225 45° mm 150 60° mm 100	225 150 100	225 160 100	225 160 100	255 220 125	255 195 115
	90° mm 180 45° mm 140 60° mm 100	180 140 100	180 160 100	180 160 100	205 200 125	200 180 115
	(WxH) 90° mm 225 x 180 (WxH) 45° mm 140 x 140 (WxH) 60° mm 100 x 100	225 x 180 140 x 140 100 x 100	245 x 180 160 x 160 100 x 100	245 x 180 160 x 160 100 x 100	310 x 205 205 x 200 125 x 125	255 x 200 190 x 130 115 x 115
Cutting Beam Return	Type	Manual	Manual	Manual	Manual	Manual
Vice Clamping Fixture	Type	Manual	Manual	Manual	Manual	Manual
Coolant System	- / ✓	✓	✓	✓	✓	✓
Table Working Height	mm	950	950	965	965	950
Blade Speeds	M/min	45, 90	Variable (20-90)	45, 90	Variable (20-90)	35, 70
Blade Size (LxWxT)	mm	2480x27x0.9	2480x27x0.9	2480x27x0.9	2480x27x0.9	2750x27x0.9
Motor Power	kW/hp	1.1 / 1.5	1.5 / 2	1.1 / 1.5	1.5 / 2	1.5 / 2
Voltage	V	415	240	415	240	415
Shipping Dim. (LxWxH)	cm	135x58x93	138x58x93	148x76x96	148x76x96	173x74x113
Weight	kg	200	200	315	315	371
PRICE	ex GST	\$1,990	\$1,990	\$2,990	\$3,050	\$3,650
PRICE	inc GST	\$2,189	\$2,189	\$3,289	\$3,355	\$4,015

Swivel Head Band Saws

EB-330DSC - Dual Mitre

- 295 x 230mm (W x H) rectangular capacity
- Swivel head dual mitre cut to 45° left, 60° right
- Control panel with auto, manual & setup modes
- Quick action vice lever material clamp
- Quick action vice lever for material setup
- Coolant system for cutting efficiency and blade life
- Adjustable hydraulic cylinder for auto feed
- User friendly blade tension system with gauge
- Vice table rotates with swivel head on ball bearing system
- 2-speed motor enabling blade speeds of 36 & 72mpm
- Ball bearing blade guides increases blade life due to less friction
- Includes in & out feed roller conveyor system with stands & material length stop with flip over design


EB-330DSC
\$4,550 ex GST
\$5,005 inc GST (B075)



Dual Mitre, Rotating Table on Ball Bearings



Easy Access Control Panel



Length Stop on Ball Bearing Slide with Flip Up Action



Blade Feed Dial



Blade Tension System
EB-330DSC



Ball Bearing & Carbide Blade Guides
EB-330DSC



**NEW
RELEASE**

EB-351DSA - Dual Mitre

- 345 x 205mm (W x H) rectangular capacity
- Semi-automatic operation, automatic arm rise after completion of cut
- Automatic hydraulic locking vice
- Larger cutting capacity than conventional cold saws
- Swivel head dual mitre cut to 45° left, 60° right
- Quick action lock/release lever for swivel head
- Coolant system for cutting efficiency and blade life
- Adjustable hydraulic cylinder for auto feed
- Unique sliding vice design for dual mitre operation
- 2-speed motor enabling blade speeds of 36 & 72mpm
- Input support roller for long stock
- User friendly blade tension system with gauge
- Ball bearing blade guides ensures minimal blade clearance wear & increases blade life due to less friction
- Vibration free, low noise operation ensures clean & high precision cuts

EB-351DSA
\$6,150 ex GST
\$6,765 inc GST (B072)

**SEMI
AUTOMATIC**



**HYDRAULIC
CLAMPING**

Vertical Cutting Band Saws

VB-300 415V
\$2,690 ex GST
\$2,959 inc GST (B010)

VB-300 240V
\$2,790 ex GST
\$3,069 inc GST (B010A)

VB-450 415V
\$3,600 ex GST
\$3,960 inc GST (B012)

VB-300, VB-450

- 315 x 175mm (W x H) rectangle (VB-300)
- 455 x 255mm (W x H) rectangle (VB-450)
- Infinitely variable blade speed
- Adjustable blade guides (tungsten tipped)
- Blade tensioning via hand wheel
- Robust steel frame and cast iron table
- Table tilts $\pm 15^\circ$ in all four directions

Includes:

Blade Welder ✓ Blade Grinder ✓ Blade Shears ✓
 Blade Air Blower ✓ Flexible Work Light ✓




Variable Blade Speed



Flexible Work Light




Blade Welder Unit



Blade Shears



Blade Grinder



Blade Guides with Air Blower

MODEL	VB-300	VB-450
ORDER CODE	B010 / B010A	B012
Throat Capacity mm	310	455
Height Capacity mm	175	255
Table Size mm	500 x 400	500 x 600
Speeds M/min	Variable (20-90)	Variable (25-115)
Blade Length mm	2490	3455
Motor Power kW/hp	0.37 / 0.5	0.75 / 1
Voltage V	415 / 240	415
Welder Capacity mm	3-13	3-16
Shipping Dim. cm	92x55x170	111x66x202
Weight kg	265	350
PRICE ex GST	\$2,690 / \$2,790	\$3,600
PRICE inc GST	\$2,959 / \$3,069	\$3,960

EB-330DSC, EB-351DSA

Includes:

Coolant System ✓ Hydraulic Vice (EB-315DSA) ✓ Hydraulic Feed ✓
 Length Stop ✓ 1 x Blade ✓

Optional Accessories:



p109



p109



p179



p67






p67

Blades to suit: EB-330DSC

TYPE	TPI	Solid Section	CODE	ex GST	inc GST
Bi-Metal	4-6	51 - 80mm	B534	\$60	\$66
Bi-Metal	6-10	16 - 30mm	B535	\$60	\$66
Bi-Metal	10-14	Up to 10mm	B536	\$60	\$66

Blades to suit: EB-351DSA

TYPE	TPI	Solid Section	CODE	ex GST	inc GST
Bi-Metal	4-6	51 - 80mm	B521	\$63	\$69.30
Bi-Metal	6-10	16 - 30mm	B522	\$63	\$69.30
Bi-Metal	10-14	Up to 10mm	B523	\$63	\$69.30

MODEL	EB-330DSC	EB-351DSA
ORDER CODE	B075	B072
Cutting Head Beam	Auto/Manual	Semi-Auto
Operation Type	Swivel/Fixed	Dual Swivel
Cutting Capacities		
	90° mm 260 45° mm 240 60° mm 160	270 230 135
	90° mm 230 45° mm 210 60° mm 130	260 210 150
	(WxH) 90° mm 295 x 230 (WxH) 45° mm 225 x 210 (WxH) 60° mm 160 x 130	345 x 205 230 x 150 135 x 135
Cutting Beam Return	Type Manual	Auto-Hydraulic
Vice Clamping Fixture	Type Manual	Auto-Hydraulic
Coolant System	✓	✓
Table Working Height	mm 950	950
Blade Speeds	M/min 36, 72	36, 72
Blade Size (LxWxT)	mm 2985 x 27 x 0.9	2925 x 27 x 0.9
Motor Power	kW/hp 1.2 / 1.6	1.87 / 2.5
Voltage	V 415	415
Shipping Dim. (LxWxH)	cm 160 x 80 x 140	190 x 97 x 113
Weight	kg 404	650
PRICE ex GST	\$4,550	\$6,150
PRICE inc GST	\$5,005	\$6,765

Swivel Head, Metal Cutting Band Saws

BS-10S

- 400 x 230mm (W x H) rectangular capacity
- Swivel head to 45° for easy mitre cutting without moving material
- Adjustable hydraulic cutting feed rate for multiple applications
- Built-in coolant system for maximum cutting efficiency
- Adjustable 4-speed pulley drive system enabling 24-38-53-81mpm
- Limit switch stops machine when cut is complete
- Electric control panel mounted on base for quick operation
- Adjustable carbide & roller bearing blade guides provides accurate cutting
- Heavy duty steel fabricated base & beam with cast iron bed & blade arms
- Large mitre scale - easy to read
- Adjustable length stop for repetition cutting
- Wire wheel brush to clean swarf from blade
- Heavy-duty gearbox driven by a 1.5kW / 2hp 415V motor

BS-10S
\$4,750 ex GST
\$5,225 inc GST (B028)



Material Length Stop
BS-10S & BS-10AS



Bearing & Carbide Blade
Guides BS-10S & BS-10AS



Heavy Duty Gearbox
BS-10S & BS-10AS



Swivel Head
BS-10S & BS-10AS

BS-10AS

- 400 x 230mm (W x H) rectangular capacity
- Swivel head to 45° for easy mitre cutting without moving material
- Semi-automatic operation, automatic arm rise after completion of cut
- Adjustable hydraulic cutting feed rate for multiple applications
- Built-in coolant system for maximum cutting efficiency
- Adjustable 4-speed pulley drive system enabling 24-38-53-81mpm
- Limit switch stops machine when cut is complete
- Electric control panel mounted on base for quick operation
- Combination roller bearing & carbide blade guides
- Adjustable blade roller guides provides accurate cutting
- Heavy duty steel fabricated base & beam with cast iron bed & blade arms
- Adjustable length stop for repetition cutting
- Wire wheel brush to clean swarf from blade
- Heavy-duty gearbox driven by a 1.5kW / 2hp 415V motor

BS-10AS
\$5,490 ex GST
\$6,039 inc GST (B029)



Fully Automatic Metal Cutting Band Saw

BS-12AF

- 330 x 200mm (W x H) rectangular capacity
- Preset cut counter, machine stops when count cycle is reached
- Automatic material feed roller system with micro switch stop
- Blade breakage sensor fitted that automatically shuts machine off
- Variable speed drive system changes blade speed from 14-73rpm
- Automatic operation, automatic arm rise after completion of cut
- Adjustable hydraulic cutting feed rate for multiple applications
- Built-in coolant system for maximum cutting efficiency
- Adjustable carbide blade guides provides accurate cutting
- Integrated hydraulic unit with arm feed control trimming
- Adjustable length stop with micro for repetition cutting
- Wire wheel brush to clean swarf from blade
- Designed for accurate 90° multiple job cutting
- Heavy-duty gearbox driven by a 2.2kW / 3hp 415V motor

BS-12AF
\$10,500 ex GST
\$11,550 inc GST (B037)



Variable Blade Speed Control
 BS-12AF



Head Height Adjustment
 BS-12AF



Automatic Feed Roller System
 BS-12AF



Length Stop
 BS-12AF

Includes: BS-10S, BS-10AS, BS-12AF

Coolant System ✓ Length Stop ✓ 1 x Blade ✓ Hydraulic Feed ✓

Optional Accessories:



p109



p109



p179



p67

Blades to suit: BS-10S, BS-10AS

TYPE	TPI	Solid Section	CODE	ex GST	inc GST
Carbon	6	51 - 80mm	B244	\$30	\$33.00
Carbon	8	31 - 50mm	B246	\$30	\$33.00
Carbon	10	16 - 30mm	B248	\$30	\$33.00
Carbon	14	10 - 15mm	B250	\$30	\$33.00
Bi-Metal	3-4	81 - 121mm	B435	\$68	\$74.80
Bi-Metal	4-6	51 - 80mm	B436	\$68	\$74.80
Bi-Metal	6-10	16 - 30mm	B438	\$68	\$74.80
Bi-Metal	10-14	Up to 10mm	B440	\$68	\$74.80

Blades to suit: BS-12AF

TYPE	TPI	Solid Section	CODE	ex GST	inc GST
Bi-Metal	2-3	121 - 200mm	B604	\$90	\$99.00
Bi-Metal	4-6	51 - 80mm	B605	\$90	\$99.00
Bi-Metal	6-10	16 - 30mm	B606	\$90	\$99.00
Bi-Metal	10-14	Up to 10mm	B607	\$90	\$99.00

MODEL	BS-10S	BS-10AS	BS-12AF
ORDER CODE	B028	B029	B037
Cutting Head Beam	Auto/Manual	Manual	Semi-Automatic
Operation Type	Swivel/Fixed	Swivel	Swivel
Cutting Capacities			Fixed
	90° mm	250	250
	45° mm	250	250
	90° mm	230	230
	45° mm	150	175
	(WxH) 90° mm	400 x 230	400 x 230
	(WxH) 45° mm	230 x 150	205 x 155
Cutting Beam Return	Type	Manual	Auto-Hydraulic
Vice Clamping Fixture	Type	Manual	Manual
Coolant System	~ / ✓	✓	✓
Table Working Height	mm	650	650
Blade Speeds	M/min	24, 38, 53, 81	24, 38, 53, 81
Blade Size (LxWxT)	mm	3352 x 27 x 0.9	3352 x 27 x 0.9
Motor Power	kW/hp	1.5 / 2	1.5 / 2
Voltage	V	415	415
Shipping Dim. (LxWxH)	cm	183 x 115 x 115	183 x 115 x 115
Weight	kg	510	610
PRICE	ex GST	\$4,750	\$5,490
PRICE	inc GST	\$5,225	\$6,039

\$10,500

\$11,550

■ Swivel Head, Metal Cutting Band Saws

■ BS-13DS - Dual Mitre

- 458 x 235mm (W x H) rectangular capacity
- Dual mitre swivel head for easy mitre cutting without moving material
- Semi-automatic operation, machine returns to open height position after finishing the cutting process
- Variable speed drive system changes blade speed from 19-102mpm
- Blade breakage sensor fitted that automatically shuts machine off
- Built-in coolant system with wash down trigger
- Automatic hydraulic vice incorporated with a manual hand wheel
- Adjustable pressure regulator on hydraulic vice
- Adjustable hydraulic cutting feed rate for multiple applications
- Mitre cuts to 45° right & 60° left using swivel head
- Laser line guide assist in lining up material positioning
- Adjustable roller bearing & carbide blade guides
- Wire wheel brush to clean swarf from blade
- Industrial-duty gearbox driven by a 1.5kW / 2hp 415V motor



BS-13DS
\$7,590 ex GST
\$8,349 inc GST (B030)



Blade Tension System
BS-13DS & BS-320AS



Variable Blade Speed Control
BS-13DS & BS-320AS



Hydraulic Vice with Pressure
Regulator BS-13DS



Digital Blade Speed Display
BS-320AS

■ BS-320AS - Dual Mitre

- 510 x 260mm (W x H) rectangular capacity
- Dual mitre swivel head to 45° & 60° (left & right)
- Automatic blade breakage sensor
- Blade tension system with gauge
- Integrated hydraulic unit with fine feed arm control
- Built-in coolant system for maximum cutting efficiency
- Hydraulic system utilized to raise and lower cutting arm
- Limit switch stops machine when cut is complete
- Adjustable roller bearing carbide blade guides
- Automatic 2 speed full stroke hydraulic clamping vice
- Adjustable height control for return of the cutting head
- Variable speed drive system 26-80mpm with digital readout
- Adjustable hydraulic cutting feed rate for multiple applications
- Wire wheel brush to clean swarf from blade
- Industrial-duty gearbox driven by a 2.25kW / 3hp 415V motor
- Includes pendant control panel



BS-320AS
\$13,250 ex GST
\$14,575 inc GST (B034)

Swivel Head, Metal Cutting Band Saws


BS-461AS - Dual Mitre

- 600 x 440mm (W x H) rectangular capacity
- Dual mitre swivel head to 45° left & 60° right
- Automatic blade breakage sensor & blade tension system with gauge
- Integrated hydraulic unit with fine feed arm control
- Adjustable hydraulic cutting feed rate for multiple applications
- Built-in coolant system for maximum cutting efficiency
- Hydraulic system utilized to raise and lower cutting arm
- Limit switch stops machine when cut is complete
- Adjustable roller bearing carbide blade guides
- Automatic 2 speed full stroke hydraulic clamping vice
- Adjustable height control for return of the cutting head
- Variable speed drive system 26-80mpm
- Motorised wire wheel brush to clean swarf from blade
- Adjustable length stop for repetition cutting
- Industrial-duty gearbox driven by a 3.75kW / 5hp 415V motor

BS-461AS
\$16,500 ex GST
\$18,150 inc GST (B035A)



Hydraulic Full Length Vice
 BS-320AS & BS-461AS



Pendant Controller
 BS-461AS

Includes: BS-13DS, BS-320AS, BS-461AS

Coolant System ✓ Length Stop ✓ 1 x Blade ✓ Hydraulic Feed ✓

Optional Accessories:



p109



p109



p179



p67

Blades to suit: BS-13DS

TYPE	TPI	Solid Section	CODE	ex GST	inc GST
Bi-Metal	3-4	81 - 121mm	B590	\$95	\$104.50
Bi-Metal	4-6	51 - 80mm	B592	\$95	\$104.50

Blades to suit: BS-320AS

TYPE	TPI	Solid Section	CODE	ex GST	inc GST
Bi-Metal	4-6	51 - 80mm	B494	\$95	\$104.50
Bi-Metal	6-10	16 - 30mm	B496	\$95	\$104.50
Bi-Metal	8-12	10 - 15mm	B498	\$95	\$104.50

Blades to suit: BS-461AS

TYPE	TPI	Solid Section	CODE	ex GST	inc GST
Bi-Metal	2-3	121 - 200mm	B506	\$170	\$187.00
Bi-Metal	4-6	51 - 80mm	B507	\$170	\$187.00
Bi-Metal	5-8	31 - 50mm	B508	\$170	\$187.00

MODEL	BS-13DS	BS-320AS	BS-461AS
ORDER CODE	B030	B034	B035A
Cutting Head Beam	Auto/Manual	Semi-Automatic	Semi-Automatic
Operation Type	Swivel/Fixed	Swivel-Dual Mitre	Swivel-Dual Mitre
Cutting Capacities			
	90° mm	330	460
	45° mm	330	460
	60° mm	204	330
	90° mm	330	460
	45° mm	280	460
	60° mm	160	330
	(WxH) 90° mm	458 x 235	510 x 260
	(WxH) 45° mm	310 x 170	315 x 315
	(WxH) 60° mm	204 x 80	315 x 195
Cutting Beam Return	Type	Auto-Hydraulic	Auto-Hydraulic
Vice Clamping Fixture	Type	Auto-Hydraulic	Auto-Hydraulic
Coolant System	- / ✓	✓	✓
Table Working Height	mm	840	800
Blade Speeds	M/min	Variable (19-102)	Variable (26-80)
Blade Size (LxWxT)	mm	3810 x 27 x 0.9	4178 x 34 x 1.1
Motor Power	kW/hp	1.5 / 2	2.25 / 3
Voltage	V	415	415
Shipping Dim. (LxWxH)	cm	212 x 94 x 152	232 x 106 x 156
Weight	kg	630	1000
PRICE	ex GST	\$7,590	\$13,250
PRICE	inc GST	\$8,349	\$14,575

■ NC Auto Hitch Feed, Metal Cutting Band Saws

■ AH-250H

- 280 x 250mm (W x H) rectangular capacity
- Programmable logic control (PLC)
- Hydraulic clamping vice with hitch type automatic feed
- Automatic work height control and rapid approach
- Roller bearing and carbide blade guides
- Hydraulic blade tension device ensures correct blade tension
- Hydraulic swarf conveyor directs excess waist to rear of machine
- Hydraulic nesting fixture for bundle cutting
- Coolant system incorporating a wash down hose with trigger gun

COSEN

AH-250H
\$16,500 ex GST
\$18,150 inc GST (B040)



■ BS-330FAS & BS-460FAS

- 460 x 330mm (W x H) rectangular capacity (BS-330FAS)
- 610 x 380mm (W x H) rectangular capacity (BS-460FAS)
- Swivel head for mitre cutting • Programmable touch screen control
- Hydraulic clamping vice with pressure regulator & hitch type automatic feed
- Roller bearing and carbide blade guides
- Hydraulic blade tension device ensures correct blade tension
- Coolant system incorporating a wash down hose with trigger gun
- Hydraulic nesting fixture for bundle cutting
- Auto chip conveyor to remove swarf

BS-330FAS
\$25,950 ex GST
\$28,545 inc GST (B110)

BS-460FAS
\$36,500 ex GST
\$40,150 inc GST (B112)



Blades to suit: AH-250H

TYPE	TPI	Solid Section	CODE	ex GST	inc GST
Bi-Metal	3-4	81 - 121mm	B469A	\$80	\$88
Bi-Metal	4-6	51 - 80mm	B471A	\$80	\$88
Bi-Metal	6-10	16 - 30mm	B470A	\$80	\$88

■ Includes: AH-250H, BS-330FAS / 460FAS

1 x Blade ✓ Hydraulic Blade Tension ✓ Hydraulic Feed ✓
Coolant Unit ✓ Chip Conveyor ✓ Bundle cutting ✓ Work Light ✓

MODEL		AH-250H	BS-330FAS	BS-460FAS
ORDER CODE		B040	B110	B112
Cutting Head Beam	Auto/Manual	NC Automatic Hitch Feed	NC Automatic Hitch Feed	NC Automatic Hitch Feed
Operation Type	Swivel/Fixed	Fixed	Swivel	Swivel
Cutting Capacities				
	90° mm	250	330	460
	45° mm	-	280	380
	90° mm	250	330	460
	45° mm	-	280	380
	(WxH) 90° mm	280 x 250	460 x 330	610 x 380
	(WxH) 45° mm	-	280 x 330	380 x 380
Cutting Beam Return	Type	Auto-Hydraulic	Auto-Hydraulic	Auto-Hydraulic
Vice Clamping Fixture	Type	Auto-Hydraulic	Auto-Hydraulic	Auto-Hydraulic
Bundle Cutting Fixture	-/✓	✓	✓	✓
Coolant System	-/✓	✓	✓	✓
Table Working Height	mm	650	820	925
Blade Speeds	M/min	Variable (20-100)	Variable (25-85)	Variable (20-85)
Blade Size (LxWxT)	mm	3505 x 34 x 1.1	4130 x 27 x 0.9	5330 x 41 x 1.3
Motor Power	kW/hp	2.2 / 3	3.75 / 5	3.75 / 5
Voltage	V	415	415	415
Shipping Dim. (LxWxH)	cm	214 x 226 x 174	228 x 219 x 173	275 x 227 x 195
Weight	kg	1450	1450	1770
PRICE	ex GST	\$16,500	\$25,950	\$36,500
PRICE	inc GST	\$18,150	\$28,545	\$40,150

Blades to suit: BS-330FAS

TYPE	TPI	Solid Section	CODE	ex GST	inc GST
Bi-Metal	2-3	121 - 200mm	B610	\$100	\$110
Bi-Metal	4-6	51 - 80mm	B612	\$100	\$110
Bi-Metal	5-8	31 - 50mm	B614	\$100	\$110

Blades to suit: BS-460FAS

TYPE	TPI	Solid Section	CODE	ex GST	inc GST
Bi-Metal	2-3	121 - 200mm	B506	\$170	\$187
Bi-Metal	4-6	51 - 80mm	B507	\$170	\$187
Bi-Metal	5-8	31 - 50mm	B508	\$170	\$187

Roller Conveyor & Stands

- 20 x Zinc plated steel rollers with 150mm pitch
- Frames are pre-drilled at 75mm pitch to accept "optional 19 rollers" totalling to 39 rollers
- Ø48.3mm rollers with commercial bearings
- Bearing load rating 70kg each
- Frames & stands are powder coated
- Lengths are pre-assembled with 7 cross-members



Stand - (L816)
\$85 ex GST
\$93.50 inc GST


STAND
(L816)

CONVEYOR
(L812)

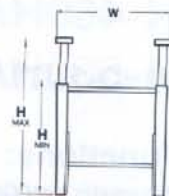
\$290 ex GST
\$319 inc GST (L812)

Roller Conveyor: Includes 20 Rollers

FRAME WIDTH (W) mm	LENGTH (L) mm	HEIGHT (H) mm	ORDER CODE	ex GST	inc GST
290	3000	80	L812	\$290	\$319
450	3000	80	L818	\$340	\$374
600	3000	80	L824	\$390	\$429



150 mm ROLLER PITCH



Conveyor Stands:

FRAME WIDTH (W) mm	HEIGHT ADJ. (H) mm	TO SUIT	ORDER CODE	ex GST	inc GST
290	505-800	Band Saw	L816	\$85	\$93.50
290	715-1050	Cold Saw	L814	\$85	\$93.50
450	505-800	Band Saw	L822	\$85	\$93.50
450	715-1050	Cold Saw	L820	\$85	\$93.50
600	505-800	Band Saw	L828	\$85	\$93.50

Extra Conveyor Rollers:

FRAME WIDTH (W) mm	(L) mm	(L1) mm	(D) mm	(d)	ORDER CODE	ex GST	inc GST
290	250	222	48.3	M8	L812A	\$10	\$11.00
450	415	380	48.3	M8	L818A	\$12	\$13.20
600	560	530	48.3	M8	L824A	\$15	\$16.50

Length Stop

- Includes measuring tape • Mounting Nuts & Bolts not supplied
- Easily fitted to conveyor by drilling 4 holes
- 3 Metre length of Aluminium extrusion with T-Slots for easy mounting
- Length stop has quick-action clamp coupled with a heavy duty roller bearing
- Designed specifically to suit HAFCO 290mm x 3 Metre roller conveyor (L812)

\$420 ex GST
\$462 inc GST (L800)

LENGTH STOP
(L800)



FRAME WIDTH (W) mm	LENGTH (L) mm	SUITS Conveyor mm	ORDER CODE	ex GST	inc GST
290	3000	290	L800	\$420	\$462

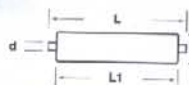
- Dovetail slide & lock system
- Heavy duty aluminium extrusion with measuring tape

Roller Conveyor System

- 10 x Ø60mm Zinc plated steel rollers
- 300mm roller pitch
- 600-950mm adjustable height
- Includes 3 x stands with adjustable levelling pads



NEW RELEASE



Roller Conveyor: Includes 10 Rollers

MODEL	FRAME WIDTH	LENGTH	ORDER CODE	ex GST	inc GST
RC-450HD	540mm	3000mm	L830	\$690	\$759
RC-600HD	690mm	3000mm	L835	\$790	\$869

Extra Conveyor Rollers:

FRAME WIDTH mm	(L) mm	(L1) mm	(D) mm	(d)	ORDER CODE	ex GST	inc GST
540	495	450	60	M12	L831	\$50	\$55
690	645	600	60	M12	L836	\$60	\$66

Roller Stands



ORDER CODE	W343A	W343	W343A	W343B
Height mm	450-720	710-1125	580-970	580-970
Roller mm	Ø38 x 285mm	Ø56 x 390mm	Ø52 x 350	2 x Ø52 x 125
Roller Type	Single	Single	Single	V-Type
Capacity kg	30	100	800	800
PRICE ex GST	\$39	\$55	\$100	\$100
PRICE inc GST	\$42.90	\$60.50	\$110.00	\$110.00

NC Double Column Hitch Feed Band Saws

H-300HA-NC 300 x 300mm

H-400HA-NC 420 x 400mm

H-460HA-NC 480 x 460mm

H-530HA-NC 550 x 530mm

Functions:

- 1. Automatic Kerf Compensation:** Blade Thickness for multiple indexing: This function allows and calculates the blade thickness into the programmed cut length so you achieve your desired length required (factory pre-set)
- 2. Automatic locate trim cut:** When the material is placed in rear vice and this function is selected the machine will automatically find the material end and set up trim cut to the programmed value
- 3. "Save-a-blade":** to prevent blade tooth deformities. This function retracts the material back approx 3mm away from the blade preventing the blade teeth rubbing on the material on the return after completion of cut (H-400HA-NC - H-530HA-NC)
- 4. Automatic shut-off for finished jobs or out of stock**
- 5. Simplified self diagnostics error code display**
- 6. LCD screen with touch screen display**

**BUNDLE
CLAMPS**

**TOUCH
SCREEN**



H-300HA-NC
\$20,950 ex GST
\$23,045 inc GST (B118)

Includes:

Coolant System with Cleaning Gun ✓ 1 x Blade ✓ Hydraulic Feed ✓
Bundle Cutting Clamps ✓ Halogen Light ✓ Blade Cleaning Brush ✓
Hydraulic Full Stroke Vice ✓ Hydraulic Chip Conveyor ✓






Bundle Cutting Clamps Fitted



Hydraulic Full Stroke Vice
(H-400HA - H-530HA)



Hydraulic Chip Conveyor

MODEL		H-300HA-NC	H-400HA-NC	H-460HA-NC	H-530HA-NC
ORDER CODE		B118	B120	B122	B124
Cutting Head Beam	Auto/Manual	Fully Automatic Hitch Feed	Fully Automatic Hitch Feed	Fully Automatic Hitch Feed	Fully Automatic Hitch Feed
Operation Type	Swivel/Fixed	Fixed-Dual Column	Fixed-Dual Column	Fixed-Dual Column	Fixed-Dual Column
Cutting Capacities					
	90° mm	300	400	460	530
	90° mm	300	400	460	530
	(WxH) 90° mm	300 x 300	420 x 400	480 x 460	550 x 530
Cutting Beam Return	Type	Auto-Hydraulic	Auto-Hydraulic	Auto-Hydraulic	Auto-Hydraulic
Vice Clamping Fixture	Type	Auto Hydraulic	Auto Hydraulic	Auto Hydraulic	Auto Hydraulic
Bundle Cutting Fixture	-/✓	✓	✓	✓	✓
Coolant System	-/✓	✓	✓	✓	✓
Table Working Height	mm	780	800	800	800
Blade Speeds	M/min	Variable (20-100)	Variable (20-100)	Variable (20-100)	Variable (20-100)
Blade Size (LxWxT)	mm	3920 x 34 x 1.1	4880 x 41 x 1.3	5450 x 41 x 1.3	5980 x 41 x 1.3
Motor Power	kW/hp	3.75 / 5	5.5 / 7.5	5.5 / 7.5	5.5 / 7.5
Voltage	V	415	415	415	415
Shipping Dim. (LxWxH)	cm	190 x 220 x 209	272 x 227 x 227	295 x 227 x 227	306 x 227 x 228
Weight	kg	1710	2580	3300	3950
PRICE	ex GST	\$20,950	\$25,950	\$29,500	\$36,500
PRICE	inc GST	\$23,045	\$28,545	\$32,450	\$40,150

Double Column Heavy Duty Band Saws

- H-5552SA** 550 x 530mm
- H-7670SA** 760 x 700mm
- H-1080SAT** 1000 x 800mm
- H-1100SAT** 1100 x 1100mm
- H-1300SAT** 1300 x 1300mm

**LARGE
CAPACITY**

From
\$26,500 ex GST
\$29,150 inc GST (B127)

- Hydraulic table feed system operated via control panel (SAT only)
- Inverter controlled infinitely variable blade speed with LED display
- Precision feed pressure & feed rate dual valve system
- Hydraulic operated carbide blade guides with additional ball bearing guides provides superior accuracy and reduces blade friction
- Hydraulic swarf conveyor directs excess waste to side of machine
- Large double columns precision ground for additional support
- Hydraulic lift up roller designed with manual material feed for setup
- Synchronised power driven blade cleaning brush
- Idle wheel motion proximity switches shuts off machine if blade breaks
- Automatic hydraulic blade tensioning system 30kg/cm²
- Coolant system incorporating a wash down hose with trigger gun
- Hydraulic full stroke dual vice clamping providing burr free cut



Hydraulic-Carbide Blade Guides



Hydraulic Blade Tension






Hydraulic Lift Manual Feed Roller



Blade Breakage Sensor

Includes:

Hydraulic Swarf Conveyor ✓ Coolant System with Cleaning Gun ✓ 1 x Blade ✓ Blade Cleaning Brush ✓

MODEL ORDER CODE		H-5552SA B127	H-7670SA B128	H-1080SAT B131	H-1100SAT B132	H-1300SAT B134
Cutting Head Beam	Auto/Manual	Semi-Automatic	Semi-Automatic	Semi-Automatic	Semi-Automatic	Semi-Automatic
Operation Type	Swivel/Fixed	Fixed-Dual Column	Fixed-Dual Column	Fixed-Dual Column	Fixed-Dual Column	Fixed-Dual Column
Cutting Capacities						
	90° mm	520	700	800	1100	1300
	90° mm	530	700	800	1100	1300
	(WxH) 90° mm	550 x 530	760 x 700	1000 x 800	1100 x 1100	1300 x 1300
Cutting Beam Return	Type	Auto-Hydraulic	Auto-Hydraulic	Auto-Hydraulic	Auto-Hydraulic	Auto-Hydraulic
Vice Clamping Fixture	Type	Auto Hydraulic	Auto Hydraulic	Auto Hydraulic	Auto Hydraulic	Auto Hydraulic
Coolant System	~ / ✓	✓	✓	✓	✓	✓
Table Working Height	mm	800	680	650	680	680
Blade Speeds	M/min	Variable (13-85)	Variable (20-85)	Variable (20-80)	Variable (20-85)	Variable (15-75)
Blade Size (LxWxT)	mm	5980 x 41 x 1.3	7200 x 54 x 1.6	8800 x 67 x 1.6	10000 x 67 x 1.6	12300 x 80 x 1.6
Motor Power	kW/hp	5.5 / 7.5	7.5 / 10	11 / 15	11 / 15	15 / 20
Voltage	V	415	415	415	415	415
Shipping Dim. (LxWxH)	cm	306 x 191 x 226	350 x 150 x 231	409 x 230 x 235	480 x 220 x 295	520 x 230 x 320
Weight	kg	2700	3850	9500	11500	14000
PRICE	ex GST	\$26,500	\$38,950	POA	POA	POA
PRICE	inc GST	\$29,150	\$42,845	POA	POA	POA

■ Metal Cutting Cold Saws

■ CS-275, CS-315C, CS-315D, CS-350V

- Lock at any angle between -45° or +45° mitre in both directions via locking lever
- Variable speed 24-120rpm 2.2kW / 3hp 240V or 415V motor (CS-350V)
- Dual material clamp system providing burr free cuts on both pieces of material
- Quick action vice clamp lever designed to increase production
- Built in blade coolant pump system with flow control valve
- Deadman trigger switch located on cutting handle provides operator safety on/off power control
- Automatic retract safety blade guard covers blade when returned to home position
- Includes length stop, 1 x blade, adjustable vice jaws & coolant system
- Includes stand CS-315 & CS-350V only

CS-275 240V
\$1,190 ex GST
\$1,309 inc GST (\$816)



Stand (\$820)
\$270 ex GST
\$297 inc GST

CS-315C/D 240V or 415V
\$1,990 ex GST (\$827)
\$2,189 inc GST (\$828)



CS-350V 240V or 415V
\$3,190 ex GST (\$829)
\$3,509 inc GST (\$830)



**VARIABLE
SPEED**



■ Includes:

- Coolant System ✓ 1 x Blade ✓
Deadman Trigger Switch ✓ Length Stop ✓

■ Abrasive Cut-Off Saw




■ CS 23-355

- 2300W 240V Motor
- Quick clamping vice
- Dual mitre up to 45°

metabo



CODE	ex GST	inc GST
P587	\$390	\$429

MODEL	CS-275	CS-315C	CS-315D	CS-350V
ORDER CODE	S816	S827	S828	S829 / S830
Cutting Head Action	Auto/Manual	Manual	Manual	Manual
Operation Type	Swivel/Fixed	Dual Swivel	Dual Swivel	Dual Swivel
Cutting Capacities				
	90° mm 75	100	100	120
	45° mm 65	90	90	100
	90° mm 60	82	82	105
	45° mm 50	75	75	85
	(WxH) 90° mm 90 x 50	110 x 70	110 x 70	180 x 90
	(WxH) 45° mm 70 x 50	85 x 70	85 x 70	85 x 70
Blade Size (Ø x Bore)	mm 275 x 32	315 x 32	315 x 32	350 x 32
Vice Clamping Fixture	Type Manual	Manual	Manual	Manual
Coolant System	- / ✓	✓	✓	✓
Includes Stand	- / ✓	✓	✓	✓
Table Working Height (with stand)	mm 955	985	985	1000
Blade Speed	rpm 42	44	22 / 44	24 ~ 120
Motor Power	kW/hp 0.97/1.3	1.5/2	1.5/2	2.2/3
Voltage	V / Amp 240 / 10	240 / 15	415	240 / 415
Shipping Dim. (LxWxH)	cm 85x56x70	94x64x94	94x64x94	119x72x160
Weight	kg 120	175	175	280
PRICE	ex GST	\$1,190	\$1,990	\$1,990
PRICE	inc GST	\$1,309	\$2,189	\$2,189
				\$3,190 / \$3,190
				\$3,509 / \$3,509

Metal Cutting Cold Saws

MC-315CE, MC-370F, MC-370CE

- Fast, self centring vice with two sided clamping system
- Infeed roller support and 500mm length stop
- Dual material clamp system providing burr free cuts on both pieces of material
- Heavy duty gearbox and separate coolant system
- Deadman trigger switch operation
- Ideal cutting speeds for Mild steel & Stainless steel
- Quick release lock handle for swivel head
- Positive stops @ 45° and 90°
- CE blade guard (S836 & S841)
- Includes heavy duty stand



Self-Centering Vice



Deadman Trigger Operation



CE Blade Guard
MC-315CE & MC-370CE





MC-315CE
\$4,050 ex GST
\$4,455 inc GST (S836)

MC-370CE
\$4,550 ex GST
\$5,005 inc GST (S841)

MC-370F
\$4,290 ex GST
\$4,719 inc GST (S840)



MODEL	MC-315CE		MC-370F		MC-370CE
ORDER CODE	S836		S840		S841
Cutting Head Action	Auto/Manual	Manual	Manual	Manual	Manual
Operation Type	Swivel/Fixed	Dual Swivel	Dual Swivel	Dual Swivel	Dual Swivel
Cutting Capacities					
	90°	mm	100	115	115
	45°	mm	100	115	115
	90°	mm	90	110	110
	45°	mm	85	100	100
	(WxH) 90°	mm	85 x 110	110 x 110	110 x 110
	(WxH) 45°	mm	85 x 85	100 x 100	100 x 100
Blade Size (Ø x Bore)	mm	315 x 32	370 x 32	370 x 32	370 x 32
Vice Clamping System	Type	Manual	Manual	Manual	Manual
Coolant System	~ / ✓	✓	✓	✓	✓
CE Blade Guard	~ / ✓	✓	~	✓	✓
Table Working Height (with stand)	mm	840	840	840	840
Blade Speeds (2 Speed)	rpm	25-50	22-44	22-44	22-44
Motor Power	kW/hp	2.2/3	2.2/3	2.2/3	2.2/3
Voltage	V	415	415	415	415
Shipping Dim. (LxWxH)	cm	119x72x160	119x72x160	119x72x160	119x72x160
Weight	kg	240	300	300	300
PRICE	ex GST	\$4,050	\$4,290	\$4,550	\$4,550
PRICE	inc GST	\$4,455	\$4,719	\$5,005	\$5,005

Includes:

Coolant System ✓ 1 x Blade ✓ Stand ✓ Length Stop ✓

Cold Saw Blades

Blades to suit HAFCO, SOCO, BROBO, MACC, THOMAS

DIA	BORE	THICK	ORDER CODE	TO SUIT	AVAILABLE TEETH	Std. HSS PRICE		COBALT PRICE	
						ex GST	inc GST	ex GST	inc GST
Ø250	Ø32	2.5	S155A - S155E	Hafco/Macc/Thomas	160,180,200,220,240	\$109.09	\$120	-	-
Ø275	Ø32	2.5	S156 - S156Z	Hafco/Macc/Thomas	140,160,180,200,220,240	\$140.00	\$154	\$190.91	\$210
Ø300	Ø32	2.5	S157 - S157J	Macc/Thomas	140,160,180,200,220,260	\$140.91	\$155	\$190.00	\$209
Ø300	Ø40	2.5	S131A - S131H	Brobo	160,180,200,220,240	\$140.91	\$155	\$190.00	\$209
Ø315	Ø32	2.5	S158 - S158Y	Hafco/Macc/Thomas/Soco	120,160,180,200,220,240,260,280	\$168.18	\$185	\$226.36	\$249
Ø315	Ø40	2.5	S134 - S135E	Brobo	140,160,180,200,220,240,260	\$168.18	\$185	\$226.36	\$249
Ø350	Ø32	2.5	S161 - S161H	Macc/Thomas	140,160,180,200,240,260	\$200.00	\$220	\$271.82	\$299
Ø350	Ø40	2.5	S136 - S137E	Brobo	140,160,180,200,220,240,260	\$200.00	\$220	\$271.82	\$299
Ø370	Ø32	3	S159A - S159O	Soco	160,180,200,220,240,280,300	\$295.45	\$325	\$395.45	\$435
Ø400	Ø40	3	S138 - S139E	Brobo	140,160,180,200,220,240,260	\$304.54	\$335	\$404.54	\$445

■ Metal Cutting Cold Saws

■ S315D, S350, S400B & TNF-115

- Quality Australian made machines
- Complies with current Australian OH&S standards
- Extremely accurate mitre cutting
- Gives burr-free milled finish
- Heavy gearbox drive designed to last
- Semi-auto and auto models also available
- All models include blade, deadman trigger, coolant pump & stand
- TNF-115 high speed machine for cutting aluminium & non-ferrous materials also includes infeed/outfeed roller conveyor
- 24 months warranty • Spare parts backup

**Bench Models
Priced from**

S315A - Bench Model
\$4,800 ex GST
\$5,280 inc GST (\$107)



TNF-115
\$6,500 ex GST
\$7,150 inc GST (\$117A)

Non-Ferrous Saw



**Includes
INFEED & OUTFEED
CONVEYOR**




S315D
\$5,400 ex GST
\$5,940 inc GST (\$123)

**Includes
STAND**



■ Includes: S315D, S350D, S400B

Deadman Trigger ✓ Coolant System ✓ 1 x Blade ✓ Stand ✓

MODEL ORDER CODE		S315D S123/S124/S125	S350D S126/S126A/S127	S400B S129	TNF-115 S117A
Cutting Head Action	Auto/Manual	Manual	Manual	Manual	Manual
Operation Type	Swivel/Fixed	Dual Swivel	Dual Swivel	Dual Swivel	Dual Swivel
Cutting Capacities					Non Ferrous
	90° mm	95	115	130	120
	45° mm	95	110	120	100
	90° mm	85	100	110	100
	45° mm	80	85	95	100
	(WxH) 90° mm	100 x 80	135 x 85	135 x 100	170 x 100
	(WxH) 45° mm	80 x 80	95 x 75	95 x 100	120 x 100
Blade Size (Ø x Bore)	mm	315 x 40	350 x 40	400 x 40	400 x 40
Vice Clamping System	Type	Manual	Manual	Manual	Air Clamps
Coolant System	- / ✓	✓	✓	✓	✓
Table Working Height	mm	968	968	968	950
Motor Power / Voltage 1-Speed	kW/V/Amp/rpm	1.7 / 240 / 15 / 42 (S124)	1.7 / 240 / 15 / 42 (S126A)	-	1.1 / 415 / - / 3350 (S117A)
Motor Power / Voltage 2-Speed	kW/V/rpm	1.5 / 415 / 21-42 (S125) 2.2 / 415 / 42-85 (S123)	1.5 / 415 / 21-42 (S127) 2.2 / 415 / 42-85 (S128)	1.5 / 415 / 21-42	-
Shipping Dim. (LxWxH)	mm	87 x 71 x 103	87 x 71 x 103	87 x 71 x 103	100 x 100 x 120
Weight	kg	220	220	220	400
PRICE	ex GST	\$5,400	\$5,950	\$6,545	\$6,500
PRICE	inc GST	\$5,940	\$6,545	\$7,199.50	\$7,150

Hydraulic Horizontal Benders



Bulldozer Series

- A rigid structure utilizing the body of the machine to support a powerful ram
- The ram is made from super precision ground hard chromium material, supported by a large forward bearing surface to support side thrust
- A compact machine which will produce better and quicker jobs whether it be one off or a large production run. Workers adapt to its labour virtues very quickly
- Supplied as standard with all bulldozers. A flat and round bending die with a capacity which is only limited by the width of the jaw on the die
- The tool post is of wear-resistant carbon steel supported midsection and bottom but is easily withdrawn for alternative accessories
- All accessories are held down by just two bolts, allowing for quick change of tooling between jobs
- The hydraulic pump and control valve can be serviced world-wide
- Includes an adjustable stroke length stop and 75 & 105mm flat vee dies
- CE approved



Bulldozer 20T (240 or 415V)
\$5,990 ex GST
\$6,589 inc GST (P500)

CE approved



Right Angle Forming Die included on all Bulldozer Series

MODEL		Bulldozer 20T	Bulldozer 25T
ORDER CODE		P500 / P502	P503 / P504
Capacity	Tonne	20 Tonne	25 Tonne
Bending Capacity	mm	80 x 10	130 x 12
Ram Stroke	mm	280	280
Ram Shaft Diameter	mm	Ø75	Ø75
Motor Power	kW/hp	4.1 / 5.5 / 2.2 / 3	2.2/3 / 4.1/5.5
Voltage	V	415 / 240	240 / 415
Shipping Dim. (LxWxH)	cm	110 x 70 x 131	110 x 70 x 131
Weight	kg	180	180
PRICE	ex GST	\$5,990 / \$5,990	\$7,450 / \$7,450
PRICE	inc GST	\$6,589 / \$6,589	\$8,195 / \$8,195

Optional Attachments:

ACCESSORIES	CODE	ex GST	inc GST
Pip Bender JIG 1 & Former set (15-50mm)	P505	\$1,300	\$1,430
Pipe Bender JIG 2 (suits 64-75mm Formers)	P515	\$490	\$539
Round Pipe Former 64mm - suits JIG 2	P516	\$370	\$407
Round Pipe Former 75mm - suits JIG 2	P517	\$420	\$462
Tube Bending Attachment 12-25mm	P522	\$600	\$660
Square Tube Former Set (12.7, 16, 19mm)	P528	\$430	\$473
Round Pipe Notcher 1/4", 3/8", 1/2"	P094	\$190	\$209
Round Pipe Notcher 3/4", 1", 1 1/4"	P095	\$290	\$319
Round Pipe Notcher 1 1/2", 2"	P096	\$450	\$495
Bracket to suit Round Pipe Notchers	P533	\$120	\$132
Wheel Kit suit all Bulldozers	P538	\$150	\$165
Folding Attachment 300 x 3mm capacity	P540	\$500	\$550
Length Stop 900mm	P541	\$100	\$110


More round & square formers available online - see www.machineryhouse.com.au



Pipe Notching Attachment 1/4"-2"



Tube Bending Attachment 12-25mm Shown with Optional Former



Wheel Kit



Pipe Bending Attachment 15-50mm



Folding Attachment 300 x 3mm



900mm Length Stop

Punching Machines

PM-Series

- Specially designed hydraulic circuit system provides high performance, efficiency and accuracy
- Throat depth of 310mm, 510mm, or 760mm • C-type rigid frame structure
- A 2-hole overhang die holder and a 2-piece gauging table are provided as standard equipment
- Includes 10 sets of round punch & dies: 6, 8, 10, 12, 14, 16, 18, 20, 22 & 26mm
- Complete range of optional attachments

Optional Accessories:



Flat Bar Shearing



Angle Shearing




Channel Shearing



Rectangular Notcher



Stripper Plate & Guard

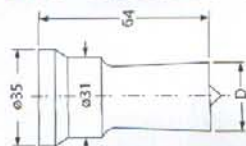


PM-35T

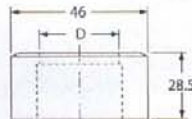
Made in
TAIWAN

MODEL		PM-35T PM-35LT PM-35XT	PM-55T PM-55LT PM-55XT	PM-80T PM-80LT PM-80XT	PM-120LT PM-120XT	PM-160LT PM-160XT	PM-200LT PM-200XT
Punching Pressure	Tonne	35	55	80	120	160	200
Punching Capacity (Diameter x Thickness)	Ø x mm Ø x mm	Ø 18 x 14 Ø 50 x 5	Ø 22 x 18 Ø 50 x 8	Ø 25 x 23 Ø 50 x 12	Ø 32 x 27 Ø 50 x 17	Ø 36 x 32 Ø 50 x 23	Ø 41 x 35 Ø 50 x 29
Channel Flange Punching	H	180	180	180	180	180	180
Throat Depth	T: LT: XT:	310 510 760	310 510 760	310 510 760	- 510 760	- 510 760	- 510 760
Max. Stroke Length	mm	100	100	100	100	100	100
Cycles (20mm Stroke)	cycles/min	41	28	28	26	27	28
Table Working Height	mm	1050	1050	1050	1050	1050	1050
Motor Power (415V)	kW/hp	3.75/5	3.75/5	5.6/7.5	7.5/10	11.2/15	15/20
Dimensions (LxWxH)	mm	214x97x205	224x97x225	236x101x236	249x109x231	269x119x237	277x121x241
Weight	kg	1840	2200	2845	3600	4660	5600

Punch & Dies - suits Sunrise Machines



Round Punches
\$45 ex GST
\$49.50 inc GST



Round Dies
\$45 ex GST
\$49.50 inc GST

CODE	D	CODE	D	CODE	D
(P703)	3mm	(P715)	15mm	(P727)	27mm
(P704)	4mm	(P716)	16mm	(P728)	28mm
(P705)	5mm	(P717)	17mm	(P729)	29mm
(P706)	6mm	(P718)	18mm	(P730)	30mm
(P707)	7mm	(P719)	19mm	(P731)	31mm
(P708)	8mm	(P720)	20mm		
(P709)	9mm	(P721)	21mm		
(P710)	10mm	(P722)	22mm		
(P711)	11mm	(P723)	23mm		
(P712)	12mm	(P724)	24mm		
(P713)	13mm	(P725)	25mm		
(P714)	14mm	(P726)	26mm		

OTHER
SIZES &
SHAPES
AVAILABLE

CODE	D	CODE	D	CODE	D	CODE	D	CODE	D
(P703B)	3.2mm	(P710A)	10.7mm	(P716A)	16.7mm	(P722A)	22.7mm		
(P704B)	4.2mm	(P710B)	10.2mm	(P716B)	16.2mm	(P722B)	22.2mm		
(P705A)	5.5mm	(P711A)	11.7mm	(P717A)	17.7mm	(P723A)	23.7mm		
(P705B)	5.2mm	(P711B)	11.2mm	(P717B)	17.2mm	(P723B)	23.2mm		
(P706A)	6.5mm	(P712A)	12.7mm	(P718A)	18.7mm	(P724A)	24.7mm		
(P706B)	6.2mm	(P712B)	12.2mm	(P718B)	18.2mm	(P724B)	24.2mm		
(P707A)	7.7mm	(P713A)	13.7mm	(P719A)	19.7mm	(P725A)	25.7mm		
(P707B)	7.2mm	(P713B)	13.2mm	(P719B)	19.2mm	(P725B)	25.2mm		
(P708A)	8.7mm	(P714A)	14.7mm	(P720A)	20.7mm	(P726A)	26.7mm		
(P708B)	8.2mm	(P714B)	14.2mm	(P720B)	20.2mm	(P726B)	26.2mm		
(P709A)	9.7mm	(P715A)	15.7mm	(P721A)	21.7mm				
(P709B)	9.2mm	(P715B)	15.2mm	(P721B)	21.2mm				

Punch & Shears

IW-45MQ, IW-45K, IW-50A, IW-60H

- Punching capacity up to 40mm standard
- Five work stations, punching, notching, plate shearing, angle iron shearing & bar shearing (all stations are guarded) (Four stations 45MQ)
- Power inching for easy job set up
- Adjustable stroke for faster punching
- Punch table and shear table both fitted with guides as standard
- Curved shear blade for minimal job distortion
- All work stations guarded
- Most cutting blades are four-sided for long life
- Adjustable length stop with rule
- Hydraulic system is protected with replaceable filter cartridge
- Magnetic-base work lamp (IW-50A, IW-60H)
- Internal and external mitre cutting of angle iron (60H only)
- Includes 10 sets of round punch & dies: 6, 8, 10, 12, 14, 16, 18, 20, 22 & 26mm

IW-45MQ 415V
\$6,950 ex GST
\$7,645 inc GST (P170)

IW-45MQ 240V
\$7,500 ex GST
\$8,250 inc GST (P170A)



**2 YEAR
WARRANTY**



IW-45MQ



BAR SHEAR

- Adjustable hold-down for cleaner cut
- Single multi-hole hold-down
- Optional equipment for cropping channel, tee and I-beam sections



ANGLE SHEAR

- Safety guarding around hold-down
- Adjustable hold-down
- Four cutting edges on all blades
- Mitre cut at 45°



FLAT BAR SHEAR

- Easily adjustable hold-down
- Good visibility to blade line
- Table support with guides
- Angle flange trim/mitre to 45°
- Shaped blade to give minimum distortion

IW-60H
\$10,450 ex GST
\$11,495 inc GST (P173)

**Made in
TAIWAN**



IW-60H

MODEL		IW-45MQ	IW-45K	IW-50A	IW-60H
ORDER CODE		P170 / P170A	P171	P172	P173
PUNCHING					
Punching Pressure	Tonne	45	45	50	60
Punching Capacity (Diameter x Thickness)	Ø x mm Ø x mm	Ø 22 x 15 Ø 40 x 8	Ø 22 x 15 Ø 40 x 8	Ø 20 x 18 Ø 40 x 9	Ø 28 x 15 Ø 40 x 11
Throat Depth	mm	175	165	180	220
Max. Stroke Length	mm	35	30	42	55
Cycles (15mm stroke)	cycles/min	31	37	24	29
Working Height up to Die	mm	970	1050	840	1000
FLAT BAR SHEARING					
Flat Bar Shear (Width x Thickness)	mm mm	350 x 8 180 x 12	300 x 10 -	300 x 12 200 x 18	350 x 15 210 x 20
Blade Length	mm	360	310	310	360
Work Table Height	mm	970	800	1150	1006
ANGLE SHEARING					
at 90° Shearing	mm	80 x 80 x 8	75 x 75 x 6	100 x 100 x 10	100 x 100 x 13
at 45° Shearing	mm	50 x 50 x 6	-	65 x 65 x 8	80 x 80 x 8
Work Table Height	mm	1120	1000	850	1236
BAR SHEARING Ø					
Round Bar Shear	mm	Ø25	Ø30	Ø32	Ø40
Square Bar Shear	mm	25 x 25	25 x 25	30 x 30	38 x 38
Work Table Height	mm	1190	1000	880	1260
NOTCHING					
Rectangular Notcher	mm	-	50.8 x 90 x 7	50.8 x 90 x 7	50.8 x 90 x 8
Work Table Height	mm	-	1050	1150	1006
Motor Voltage	V	415 / 240 15Amp	415	415	415
Motor Power	kW/hp	3.75/5 / 2.2/3	3.75 / 5	3.75 / 5	5.6 / 7.5
Shipping Dim. (LxWxH)	mm	126 x 70 x 145	105 x 76 x 159	130 x 77 x 155	146 x 77 x 166
Weight	kg	930	940	1330	1600
PRICE	ex GST	\$6,950/\$7,500	\$8,950	\$10,250	\$10,450
PRICE	inc GST	\$7,645/\$8,250	\$9,845	\$11,275	\$11,495

Punch & Shears

Overview

The double cylinder "S/SD" series are in the Sunrise tradition of well engineered ironworkers built for high power, quality, & reliability. These ironworkers have two control foot pedals, & separate operations can be safely performed simultaneously without interference. The low pressure setting for tool change provides maximum operation safety. The long punching cylinder stroke & deep throat enable mounting a wide range of special equipment. The large punching base with the "T-slot" fixing provide a solid base for securing the punching tooling, as well as a wide range of optional & custom designed tooling.

Sunrise Fluid Power Inc. has been manufacturing hydraulic products for more than 20 years. Sunrise products includes hydraulic ironworkers (steelworkers), hydraulic punching machines, bending machines, cylinders, & more. Sunrise is ISO-9001 certified by BVQI & meet all CE safety requirements & regulations.

Sunrise Fluid Power is dedicated to research and development. In 2000 Sunrise introduced new series ironworkers, punching machines, & CNC controlled positioning tables. In 2002, Sunrise further introduced new lines of sheet metal punching machines & horizontal bending machines. Currently Sunrise has the broadest range of ironworker & punching machine models compared to any other manufacturer & continue to offer new products to suit market demands.

'S' & 'SD' Range

- Five work stations, punching, notching, plate shearing, angle iron shearing & bar shearing (all stations are guarded)
- Mitre cutting of angle iron • Magnetic base halogen lamp • Hydraulic system is protected with replaceable filter cartridge
- Adjustable stroke for faster punching • Curved shear blade for minimal job distortion • Punching capacity up to 50mm standard
- Most cutting blades are four-sided for long life • Punch, shear & notching table fitted with stops & guides as standard
- Two-pedal operation allows two people to work machine to greatly speed up production
- Large punch table with multi-purpose bolster, featuring a removable block for channel and beam flange punching
- Adjustable length stop with one-touch electronic backgauge for greater efficiency in repetitious work
- Includes 10 sets of round punch & dies: 6, 8, 10, 12, 14, 16, 18, 20, 22 & 26mm (IW-60S, IW-80S)
- Includes 20 sets of round punch & dies: 6, 8, 10, 11, 12, 13, 14, 16, 18, 19, 20, 22, 24, 25, 26, 28, 30, 32, 38, 40mm (IW-100S, IW-125S, IW-165SD)
- Includes single-Vee pressbrake attachment

Includes:



Adjustable "one touch" length stop allowing continuous cutting once the material has reached the micro-switch stop which in turn activates the hydraulic system to shear work piece



- Large hole punching up to Ø50mm as standard
- Overhang bolster for punching channel & beam flanges
- Large ruled support table with removable front section for leg down punching in angle or section
- Easily adjustable stripper & safety guard



- Single-Vee pressbrake



**2 YEAR
WARRANTY**

**Made in
TAIWAN**

Optional Accessories:



Angle Bending Press




Channel Punching Die Holder



Channel Shearing



Duplicating Table



Goose Neck Die Holder



Vee Notcher - Punch Side



Hydraulic Clamp



Pipe Notcher Die Holder



Single-Vee Pressbrake



Multi-Vee Pressbrake



Multi Stop Gauge



Large Hole Punching

MODEL		IW-60S	IW-80S	IW-100S	IW-125S	IW-165SD
ORDER CODE		P174	P175	P176	P177	P178H
PUNCHING						
Punching Pressure	Tonne	60	80	100	125	165
Punching Capacity (Diameter x Thickness)	Ø x mm Ø x mm	Ø 22 x 20 Ø 50 x 9	Ø 26 x 22 Ø 50 x 12	Ø 28 x 26 Ø 50 x 15	Ø 33 x 27 Ø 50 x 18	Ø 37 x 32 Ø 50 x 24
Throat Depth	mm	310 (510 opt.)	310 (510 opt.)	310 (510 opt.)	310 (510 opt.)	510
Channel Flange Punching Height	mm	180	180	180	180	180
Max. Stroke Length	mm	100	100	100	100	100
Cycle (20mm Stroke)	cycles/min	30	29	28	28	29
Working Height up to Die	mm	1010	1050	1044	1069	1050
FLAT BAR SHEARING						
Flat Bar Shear (Width x Thickness)	mm mm	350 x 15 240 x 20	460 x 15 300 x 20	610 x 16 400 x 20	610 x 18 400 x 25	760 x 20 400 x 30
Blade Length	mm	360	465	620	620	770
Angle Flange Trim	mm	100	100	100	100	120
Work Table Height	mm	910	926	954	920	920
ANGLE SHEARING						
at 90° Shearing	mm	130 x 130 x 13	152 x 152 x 13	152 x 152 x 15	152 x 152 x 18	205 x 205 x 20
at 45° Shearing	mm	65 x 65 x 8	80 x 80 x 10	80 x 80 x 10	80 x 80 x 10	80 x 80 x 10
Work Table Height	mm	1115	1165	1216	1185	1185
BAR SHEARING						
Round Bar Shear	mm	Ø40	Ø45	Ø45	Ø50	Ø60
Square Bar Shear	mm	38 x 38	45 x 45	45 x 45	50 x 50	60 x 60
Work Table Height	mm	1220	1270	1332	1310	1370
NOTCHING						
Rectangular Notcher	mm	50.8 x 90 x 9	50.8 x 90 x 12	63.5 x 90 x 12	63.5 x 90 x 13	63.5 x 90 x 16
Work Table Height	mm	910	926	964	920	920
Motor Power (415V)	kW/hp	5.6 / 7.5	7.5 / 10	7.5 / 10	11.2 / 15	15 / 20
Shipping Dim. (LxWxH)	cm	170 x 80 x 181	183 x 82 x 186	211 x 86 x 191	217 x 103 x 195	271 x 107 x 211
Weight	kg	1950	2330	3150	3590	5250
PRICE	ex GST	\$13,500	\$15,950	\$19,250	\$23,750	\$33,500
PRICE	inc GST	\$14,850	\$17,545	\$21,175	\$26,125	\$36,850

Hand Lever Punches

P/6 & P/10

- Heavy duty steel fabricated
- Spring return handles
- Includes Ø10mm punch & die (P/6)
- Includes Ø16mm punch & die (P/10)

MODEL	P/6	P/10
ORDER CODE	P108	P110
Capacity Max. mm	Ø10	Ø16
Thickness Max. mm	6	10
Throat mm	80	160
Weight kg	9.5	60
PRICE ex GST	\$250	\$690
PRICE inc GST	\$275	\$759



Punch & Dies:



ORDER CODE	TYPE	RANGE	SUITS	ex GST	inc GST
P202 - P210	Punch	2-10mm	P/6	\$29.09	\$32.00
P211 - P218	Punch	11-18mm	P/6	\$54.00	\$59.40
P202A - P218A	Die	2.2-18.5mm	P/6	\$39.09	\$43.00
P20103 - P20120	Punch	3-20mm	P/10	\$49.09	\$54.00
P20103A - P20120A	Die	3.5-20.5mm	P/10	\$55.00	\$60.50

Hand Lever Punch

- For punching holes in sheet metal
- Throat depth of 335mm to centre of punch
- Includes 6 punches & dies (3, 4, 5, 6, 8 & 10mm)

BRAMLEY

MAX. PUNCH CAP. IN MILD STEEL

Diameter (mm)	Thickness (mm)
Ø10	2.5
Ø8	2.5
Ø6	2.5
Ø5	2.5
Ø4	2
Ø3	1.5



CODE	ex GST	inc GST
P114	\$800	\$880

Chassis Punch Hydraulic Set

CHP-60

- Suitable for punching holes in sheet metal
- Includes 22.5, 28.3, 34.6, 43.2, 49.6, & 61.5mm punches
- 1.6mm mild steel capacity
- 2mm MS capacity up to 28.3mm
- 12mm hole required before punching

CODE	ex GST	inc GST
P020	\$220	\$242



Bar Bender

MODEL	UB-100
ORDER CODE	B043
Flat mm	100 x 5
Square mm	16 x 16
Round Dia. mm	Ø18
PRICE ex GST	\$220
PRICE inc GST	\$242



- Includes bending plates

Bar Benders

No.1 & No. 2

- Heavy duty cast steel
- Quick, cam action clamping block (No.1)
- Heavy clamp vice (No.2)
- Adjustable angle stop for multiple bending



MODEL	No. 1	No. 2
ORDER CODE	B045	B046
Flat Bar Capacity mm	80 x 6	100 x 8
(Mild Steel) mm	60 x 8	60 x 10
mm	30 x 12	50 x 12
Square & Round mm	20	25
PRICE ex GST	\$900	\$1,250
PRICE inc GST	\$990	\$1,375



Stand (B047)
\$300 ex GST
\$330 inc GST

Portable Hand Beveller

NITTO

- Tool is supported by work piece for easy operation
- Ideal for bevelling before welding
- Uses easy to replace super-solid cutting tips with 4 working edges for good economy
- Bevel angle is adjustable from 15° - 45°
- Bevells from 0-15mm chamfer

MODEL	HB15B
Bevel Capacity mm	0-15
Bevel Angle deg	15-45°
Weight kg	15



Portable Hyd. Punches

NITTO

Selfer Aces

- Applicable to both mild & stainless steel punching
- Portable double-action Hydraulic Punch
- Auto return (automatic operation)
- Inching function (manual operation)
- Ideal for on-site punching



		PUNCHING CAPACITY		
MFR No.		HS06-1322	HS07-1624	HS11-1624
Max. Hole Cap. mm		22	25	25
Mid Steel mm		13	16	16
Stainless mm		6	6	6
Throat Depth mm		60	70	110
Weight kg		20.5	25.5	30

Hand Lever Shears

MODEL	HS6	HS12
ORDER CODE	S186	S188
Capacity mm	4	5
Plate (L x T) Max. mm	44 x 5	60 x 6
Blade Length mm	150	300
Round mm	Ø9.5	Ø12.7
Weight kg	16	30
PRICE ex GST	\$100	\$170
PRICE inc GST	\$110	\$187



Hand Lever Shears

MODEL	S/160	S/200	S/300	S/406
ORDER CODE	S189	S191	S193	S195
Capacity mm	5	6	6	8
Flat mm	70 x 6	70 x 7	50 x 7	100 x 10
Blade Length mm	160	200	300	200
Angle mm	~	~	~	40 x 6
Round mm	Ø11	Ø12	Ø13	Ø16
Weight kg	9.5	19	30	42
PRICE ex GST	\$170	\$290	\$380	\$650
PRICE inc GST	\$187	\$319	\$418	\$715



Hand Lever Shears Industrial Duty

MODEL	HS4	HS5
ORDER CODE	S220	S222
Capacity mm	4	5
Flat mm	60 x 5	70 x 6
Round mm	Ø11	Ø13
Blade Length mm	155	200
Cut Length mm	125	175
PRICE ex GST	\$550	\$724.54
PRICE inc GST	\$605	\$797



BRAMLEY

Manual Pipe Notchers

This manual pipe notcher is perfect for small pipe notches at 90 degrees. Typically this machine would be wall or base mounted and is perfect for fence and gate fabrication shops as well as maintenance shops.



MODEL	PN-12	PN-32	PN-50
ORDER CODE	P094	P095	P096
Pipe Capacity (N.B.) inch	Ø1/4", 3/8", 1/2"	Ø3/4", 1", 1 1/4"	Ø1 1/2" & 2"
Wall Thickness mm	3	3	3
Weight kg	7	9	16
PRICE ex GST	\$190	\$290	\$450
PRICE inc GST	\$209	\$319	\$495

Pipe & Tube Notching Attachment

See page 53 for hole-saw sets

PN1/2-2

- Suits most conventional drilling machines
- Uses standard hole saws
- 12 - 51mm tube capacity
- Cuts at angles of up to 45° with graduated scale
- Note: hole-saw cutters sold separately

CODE	ex GST	inc GST
P090	\$130	\$143



Pipe & Tube Notcher

PN-76

- Quick action compound swivel vice
- Ideal for fast notching pipe & tube
- Grinds at any angle from 30-90°
- Ø20-76mm tube capacity
- Ø15-65mm NB pipe capacity
- Includes stand & 1 roller suitable for 25mm NB pipe or 32mm tube
- Rollers are sold separately

PN-76
\$2,250 ex GST
\$2,475 inc GST (L850)



Quick Action Mitre Vice
PN-76

Optional Accessories:



MODEL	PN-76
ORDER CODE	L850
NB Pipe Capacity mm	Ø15-65
Tube Capacity mm	Ø20-76
Belt Size mm	100 x 200
Belt Speed m/sec	30
Motor Power kW/hp	3 / 4
Voltage V	415
Shipping Dim. cm	129x64x43
Weight kg	196

ROLLERS TO SUIT PN-76

ORDER CODE	L853	L854	L855	L856	L857	L858	L859
NB Pipe mm	15	20	25	32	40	50	65
Tube mm	20	26	32	42	48	60	76
PRICE ex GST	\$120	\$120	\$120	\$130	\$130	\$150	\$150
PRICE inc GST	\$132	\$132	\$132	\$143	\$143	\$165	\$165

Sheet Metal Notcher

N-16

- The manual operated N-16 notcher has a cutting capacity of 150 x 150 x 1.6mm mild steel
- Bottom blades have 4 cutting edges
- Adjustable guides
- Cast base & body insures extreme rigidity & durability

Stand (S247A)
\$200 ex GST
\$220 inc GST



N-16
\$540 ex GST
\$594 inc GST (S247)

MODEL	N-16	
ORDER CODE	S247	
Max. Thickness (MS)	mm	1.6
Notcher Capacity	mm	150 x 150
Stroke on Ram	mm	20
Weight	kg	85
PRICE	ex GST	\$540
PRICE	inc GST	\$594

Hydraulic / Pneumatic Sheet Metal Notchers

PN-130 - Pneumatic

- The unique PN-130 pneumatic operated notcher makes cutting effortless through 120 x 120 x 3mm mild steel sheet metal
- A transparent safety blade guard enables scribed lines to be quickly and accurately lined to the cutting blade
- Adjustable material stops and guides on both sides of the cutting blade
- Roving foot pedal controls cutting action
- Includes water filter trap and pressure regulator

PN-130 Pneumatic
\$2,390 ex GST
\$2,629 inc GST (S231)



HN-220 - Hydraulic

- The industrial HN-220 is a hydraulic driven notcher with a cutting capacity of 200 x 200 x 4mm mild steel sheet metal
- A transparent safety blade guard enables scribed lines to be quickly and accurately lined to cutting blade
- Adjustable material stops and guides on both sides of the cutting blade
- Roving foot pedal controls cutting action that incorporates a pedestal emergency stop
- Heavy constructed cast iron working table
- Scrap material is ejected out form rear of machine



HN-220 Hydraulic
\$4,850 ex GST
\$5,335 inc GST (S232)

MODEL		PN-130	HN-220
ORDER CODE		S231	S232
Operation Type		Pneumatic	Hydraulic
Notcher Capacity	mm	120 x 120	200 x 200
Maximum Thickness (MS)	mm	3	4
Table Size	mm	600 x 460	650 x 650
Strokes	per/min	50	50
Working Force	Tonne	2.2	12
Working Pressure	PSI	115	~
Motor Power	kW / hp	~	2.2 / 3
Voltage	V	~	415
Shipping Dim. (LxWxH)	cm	71 x 76 x 137	94 x 73 x 112
Weight	kg	188	410
PRICE	ex GST	\$2,390	\$4,850
PRICE	inc GST	\$2,629	\$5,335

Manual Guillotines

SG-41

- 1320mm x 1.2mm cutting capacity
- Strong cast-iron construction
- Rear material backgauge
- Front sheet supports with adjustable length guide
- 1-piece steel checker plate foot lever
- Squaring arm
- Spring return mechanism

SG-41
\$1,650 ex GST
\$1,815 inc GST (S602)



SG-416A & SG-812

- 1300mm x 1.6mm cutting capacity (SG-416A)
- 2470mm x 1.2mm cutting capacity (SG-812)
- Steel-fabrication construction
- Rear material backgauge
- Spring return mechanism
- Front sheet supports
- Squaring arm

SG-416A
\$2,650 ex GST
\$2,915 inc GST (S534A)



SG-812
\$3,650 ex GST
\$4,015 inc GST (S536)

Electro-Mechanical Guillotine

MG-432

- 1250mm x 3mm cutting capacity
- Electric mechanical operation for high stroke rate
- 635mm wind out backgauge with mechanical counter
- Single or multiple cutting operation
- Squaring arm with front arm supports
- Roving foot pedal control
- Control panel with emergency stop
- 33 strokes per minute
- 3kW / 4hp 415V motor
- Rear guarding included



Rack & Pinion Backgauge with Mechanical Counter MG-432



MG-432
\$6,690 ex GST
\$7,359 inc GST (S609)

MODEL		SG-41	SG-416A	SG-812	MG-432
ORDER CODE		S802	S534A	S536	S609
Shearing Thickness (MS)	mm	1.2	1.6	1.2	3
Shearing Length	mm	1320	1300	2470	1250
Shipping Dim. (LxWxH)	cm	165 x 76 x 115	170 x 56 x 115	285 x 56 x 115	184 x 103 x 133
Weight	kg	525	410	800	1140
PRICE	ex GST	\$1,650	\$2,650	\$3,650	\$6,690
PRICE	inc GST	\$1,815	\$2,915	\$4,015	\$7,359

Hydraulic Guillotines

HG Series

- 1300mm x 4mm cutting capacity (HG-440B)
- 2500mm x 4mm cutting capacity (HG-840B)
- 3100mm x 4mm cutting capacity (HG-1040B)
- 2500mm x 6mm cutting capacity (HG-860B)
- 5.5kW / 7.5hp 415V motor (HG-440B & HG-840B)
- 7.5kW / 10hp 415V motor (HG-1040B & HG-860B)
- 700mm motorised backgauge design with Estun digital readout counter
- 760mm manual backgauge with digital scale & display unit (S926)
- Squaring arm with flip over stops (HG-1040B & HG-860B)
- Blades made from 9CrSi material suitable for cutting stainless steel
- Plate support tables with transfer balls for quick & easy material alignment and manoeuvrability
- One-shot oil lubrication pump & reservoir for slideways
- Photo electric rear guarding with 3 beams
- Equipped with shadow line lighting-alignment device



Estun DRO Backgauge & Cut Counter HG-Series



Motorised Backgauge 700mm HG-Series

HG-440B Motorised Backgauge
\$9,500 ex GST
\$10,450 inc GST (S924)



760mm Manual Backgauge with Digital Scale Display Unit (only on model S926)

HG-840B Manual Backgauge

\$10,750 ex GST
\$11,825 inc GST (S926)

HG-840B Motorised Backgauge

\$11,750 ex GST
\$12,925 inc GST (S927)






Material Transfer Balls
HG-Series



Control Panel
HG-Series




Motorised Backgauge Controls
HG-Series (Excluding S926)



Electric Safety Sensor
HG-Series




Squaring Arm
HG-Series



Motorised Backgauge Fine
Adjustment HG-Series



Hydraulic Plate Clamping
HG-Series



Flip Over Stops
HG-1040B & HG-860B

HG-1040B Motorised Backgauge

\$14,750 ex GST

\$16,225 inc GST (S929)



**HYDRAULIC
CLAMPING**

MODEL		HG-440B	HG-840B	HG-840B	HG-1040B	HG-860B
ORDER CODE		S924	S926	S927	S929	S932
Shearing Thickness (MS)	mm	4	4	4	4	6
Shearing Thickness (SS)	mm	2.5	2.5	2.5	2.5	4
Shearing Length	mm	1300	2500	2500	3100	2500
Backgauge Control	Type	Motorised	Manual	Motorised	Motorised	Motorised
Estun Digital Readout	~ / ✓	✓	-	✓	✓	✓
Strokes	per/min	12	12	12	12	12
Blade Angle	deg	2°	2°	2°	2°	2°
Backgauge Travel	mm	700	760	700	700	700
Motor Power	kW/hp	5.5 / 7.5	5.5 / 7.5	5.5 / 7.5	7.5 / 10	7.5 / 10
Voltage	V	415	415	415	415	415
Shipping Dim. (LxWxH)	cm	201 x 97 x 147	317 x 97 x 147	317 x 167 x 147	375 x 115 x 159	317 x 115 x 159
Weight	kg	2080	2590	2750	3835	3380
PRICE	ex GST	\$9,500	\$10,750	\$11,750	\$14,750	\$13,750
PRICE	inc GST	\$10,450	\$11,825	\$12,925	\$16,225	\$15,125

Hydraulic NC Guillotines

HG Series

- Ezy-Set NC-89 Go-To digital display controller provides up to 1000mm travel (6-12mm Guillotines) via ballscrew backgauge allowing operator to program the cut length required. Also fitted is a stroke counter & stroke adjustment dial allowing shorter materials to be cut using a shorter stroke length
- Hydraulic individual sheet clamping system with nylon inserts to protect material from indentation from the clamping cylinders along the full length
- Blade gap adjusting dial mounted on side of machine for convenient and accurate alteration for all your material thickness required within the machines cutting capacity. This dial is designed so that a straightforward rotation clock or anti-clockwise to achieve desired plate thickness clearance. Measurement on dial indicates and refers to actual blade gap in millimetres
- Control unit mounted on swivel pendant arm enabling operator to easily access the controller from the side, this is very useful when machine is loaded with full length of material
- Transfer balls inserted into work table allowing material to be easily moved to the cut position and squaring arm
- Top shearing blade made from 9CrSi quality composite and has two (2) cutting edges allowing minimised down time in blade rotation
- Bottom shearing blade made from 9CrSi quality composite and has four (4) cutting edges allowing minimised down time in blade rotation
- The steel main frame has been electronically welded ensuring maximum penetration during the manufacturing process. In addition to this feature the cutting beam has been stress relieved eliminating any distortion after manufacturing
- Shadow line lighting has been incorporated into the machine frame providing a clear cutting line on the work piece and enabling scribed or marked material to be cut easily as required
- Heavy duty squaring arm is fitted with a graduated rule and adjustable flip up front stops & mitre guide allowing operator to cut to measure from the front of machine. Flip over stops can be set to repeat cutting length required. The arm also aligns the material to be located square to the cutting edge
- Three photo electric safety rear guards fitted to steel side gates ensuring that the machine will be disabled when person enters rear of machine when in use. Sliding rear material chutes fitted with inserted ball transfers to allow material to skate away from machine allowing operator to retrieve cut pieces without disabling machine

From
\$14,500 ex GST
\$15,950 inc GST (S934)



Ezy-Set NC-89



Ezy-Set NC-89 Go-To Programmable digital display controller

Provides up to 1000mm travel (6-12mm Guillotines) via ballscrew backgauge allowing operator to program the cut length required. Also fitted is a stroke counter & stroke adjustment dial allowing shorter materials to be cut using a shorter stroke length, this feature will increase production.



Flip Over Material Stop



Adjustable & Sliding Mitre



Material Transfer Balls



Hydraulic Material Hold Downs



Blade Clearance Adjustment Lever



250mm Throat
(6-12mm Guillotines)



Ballscrew Backgauge



Ezy-Set NC-89 Controller

Standard Equipment:

- Ezy-Set NC-89 Go-To ballscrew backgauge with fine adjustment
- Rapid blade gap adjustment
- Emergency stops fitted on both ends of machine
- Individual hydraulic hold downs with nylon pads
- Shadow line lighting
- Swing away backgauge function for cutting long sheets
- Quality 9CrSi blades suitable for stainless steel
- Omega OEM (USA) hydraulic valve system
- Telemecanique & Merlin Gerin electrical components
- Transfer balls on table & support arms
- Heavy duty support arms and squaring arms
- Stroke counter and short stroke adjustment
- 250mm throat shearing longer material (4-12mm Guillotines)
- Sliding chute fitted, easily allowing operator to retrieve cut pieces
- Three photo electric rear guarding



Guarding with Three Photo Electric Sensors

Optional Pneumatic Sheet Supports:

- Pneumatic operated material sheet supports mounted to rear of machine. This feature assists in shearing thin material to the correct cut length required simply by preventing thinner material flexing and falling below the backgauge prior to shearing.



Optional Sheet Supports
\$2,250 ex GST
\$2,475 inc GST

MODEL		HG-2504	HG-3204	HG-2506	HG-3206	HG-4006	HG-3212	HG-4012
ORDER CODE		S934	S935	S937	S940	-	-	-
Shearing Thickness (MS)	mm	4	4	6	6	6	12	12
Shearing Thickness (SS)	mm	2.5	2.5	4	4	4	8	8
Shearing Length	mm	2500	3200	2500	3200	4000	3200	4000
Strokes	min	20	18	20	14	14	10	10
Blade Angle	deg	1°30'	1°30'	1°30'	1°30'	1°30'	1°30'	1°30'
Backgauge Travel	mm	900	900	1000	1000	1000	1000	1000
Depth of Throat	mm	250	250	250	250	250	250	250
Motor Power	kW/hp	4 / 5.5	5.5 / 7.5	7.5 / 10	7.5 / 10	7.5/10	18.5/25	18.5/25
Voltage	V	415	415	415	415	415	415	415
Shipping Dim. (LxWxH)	cm	320 x 190 x 170	390 x 190 x 185	320 x 205 x 185	390 x 210 x 185	490 x 210 x 170	400 x 280 x 230	500 x 280 x 230
Weight	kg	3760	5220	5280	7100	8500	10000	12000
PRICE	ex GST	\$14,500	\$17,500	\$17,500	\$20,500	POA	POA	POA
PRICE	inc GST	\$15,950	\$19,250	\$19,250	\$22,550	POA	POA	POA

Variable Rake Hydraulic NC Guillotines

HG - VR Series

- Ezy-Set NC-89 Go-To Programmable digital controller provides up to 1000mm travel via ballscrew backgauge allowing operator to program the cut length. A stroke counter & stroke adjustment dial allowing shorter materials to be cut using a shorter stroke length, this feature will increase production
- Ezy-Set NC-89 Go-To Programmable digital variable rake shearing angle 0° - 2.5° (HG-3212VR, HG-4012VR)
- Hydraulic individual sheet material clamping system with nylon inserts to protect material from indentation from the clamping cylinders along full length
- Optional pneumatic operated material sheet supports mounted to rear of machine. This feature assists in shearing thin material to the correct cut length required simply by preventing thinner material flexing and falling below the backgauge prior to shearing (please refer to specification chart)
- Control box mounted higher than standard on side of machine to protect it from material damaging the control unit due to heavy material loading
- Simplified blade gap adjustments to allow for a wide range of material types and thicknesses, enabling minimised distortion of the cut length
- Transfer balls inserted into work table allowing material to be easily moved to the cut position and squaring arm
- Top shearing blade made from 6CrW2si quality composite and has two (2) cutting edges allowing minimised down time in blade rotation
- Bottom shearing blade made from 6CrW2si quality composite and has four (4) cutting edges allowing minimised down time in blade rotation
- The steel main frame has been electronically welded ensuring maximum penetration during the manufacturing process. In addition to this feature the cutting beam has been stress relieved eliminating any distortion after manufacturing
- Shadow line lighting has been incorporated into the machine frame providing a clear cutting line on the work piece and enabling scribed or marked material to be cut with simplicity as required
- Heavy duty squaring arm is fitted with a graduated rule and adjustable flip up front stops allowing operator to cut to measure from the front of machine. Flip over stops can be set to repeat cutting length required with accuracy. The arm also aligns the material to be located square to the cutting edge



HG-3208VR
\$26,950 ex GST
\$29,645 inc GST (S960)

Ezy-Set NC-89



Ezy-Set NC-89 Go-To Programmable digital display controller

Provides up to 1000mm travel (8-12mm Guillotines) via ballscrew backgauge allowing operator to program the cut length required. Also fitted is a stroke counter & stroke adjustment dial allowing shorter materials to be cut using a shorter stroke length, this feature will increase production.



Adjustable Flip Over Stops



Squaring Arm



Material Transfer Balls




Hydraulic Material Hold Downs



Variable Blade Gap Adjustment Dial



120mm Throat



Ballscrew Backgauge



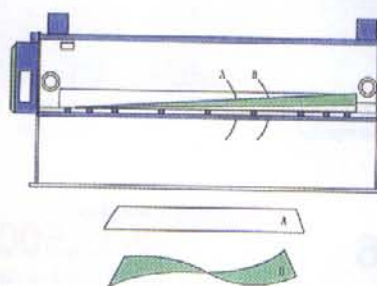
Photo Electric Rear Guarding Light Sensor

Standard Equipment:

- Easy-Set NC-89 Go-To ballscrew backgauge with fine adjustment
- Heavy duty over driven machine construction
- Hydraulic adjustable variable rake 0° - 2.5°
- Optional pneumatic material sheet supports (please refer to specification chart)
- Rapid blade gap adjustment
- Emergency stops fitted on both ends of machine for additional safety
- Individual hydraulic hold downs with nylon pads
- Shadow line lighting
- Swing away backgauge function for cutting long sheets
- Quality 6CrW2si blades suitable for stainless steel
- Rexroth & Bosch hydraulic valves
- Telemecanique electrical components
- Transfer balls on table & support arms
- Heavy duty support arms and squaring arms
- Stroke counter and short stroke adjustment
- Sliding chute with ball transfers inserts for cut pieces
- Three photo electric sensors rear guarding



Guarding with Three Photo Electric Sensors



Variable Rake reduces Material Distortion



Pneumatic Sheet Supports
S960S, S962S, S961S & S968S

Larger models available up to 25mm capacity

MODEL		HG-3208VR	HG-4008VR	HG-3212VR	HG-4012VR
ORDER CODE		S960 / S960S	S962 / S962S	S961 / S961S	S968 / S968S
Shearing Thickness (MS)	mm	8	8	12	12
Shearing Thickness (SS)	mm	5	5	8	8
Shearing Length	mm	3200	4000	3200	4000
Strokes	per/min	12	10	8	6
Blade Angle	deg	Variable 0° ~ 2°	Variable 0° ~ 2°	Variable 0° ~ 2.5°	Variable 0° ~ 2.5°
Backgauge Travel	mm	1000	1000	1000	1000
Depth of Throat	mm	120	120	120	120
Pneumatic Sheet Supports	- / ✓	- / ✓	- / ✓	- / ✓	- / ✓
Motor Power	kW/hp	7.5/10	7.5/10	15/20	15/20
Voltage	V	415	415	415	415
Shipping Dim. (LxWxH)	cm	385 x 194 x 198	465 x 189 x 208	392 x 197 x 246	471 x 195 x 249
Weight	kg	7800 / 7800	9500 / 9500	10800 / 12200	14800 / 14800
PRICE	ex GST	\$26,950 / \$29,500	\$30,500 / \$32,950	\$34,500 / \$37,750	\$41,500 / \$44,750
PRICE	inc GST	\$29,645 / \$32,450	\$33,550 / \$36,245	\$37,950 / \$41,525	\$45,650 / \$49,225



Made in Turkey

European Hydraulic NC Guillotines

HGL-3106

- 3100mm x 6mm cutting capacity
- Pneumatic sheet supports (S860)
- Economical swing beam design with a box type construction
- Welded all steel frame providing maximum rigidity and cutting accuracy
- Adjustable stroke length to increase number of strokes on shorter cuts
- 1000mm ballscrew backgauge with programmable NC controller
- Rear safety light guarding
- Squaring arm with adjustable stops
- Quick action blade gap adjustment
- Individual hydraulic hold down system
- Transfer balls on table with support arms
- Swing-up backgauge for shearing longer pieces than backgauge range limit
- Equipped with shadow line lighting-alignment device

HGL-3106
\$34,500 ex GST
\$37,950 inc GST (S859A)


HGL-3106 - Air Sheet Supports
\$37,500 ex GST
\$41,250 inc GST (S860)



OTHER MODELS AVAILABLE



Individual Material Hold Down Clamps
HGL Series



Pneumatic Sheet Supports & NC Ballscrew Backgauge
(S860 & S865)



Quick Blade Gap Adjustment
HGL Series



Backgauge Control Panel
HGL Series

HGL-3108 & HGL-4106

- 3100mm x 8mm cutting capacity (HGL-3108)
- 4100mm x 6mm cutting capacity (HGL-4106)
- Pneumatic sheet supports (HGL-4106)
- Economical swing beam design with a box type construction
- Welded all steel frame providing maximum rigidity and cutting accuracy
- Adjustable stroke length to increase number of strokes on shorter cuts
- 1000mm ballscrew backgauge with programmable NC controller
- Rear safety light guarding
- Squaring arm with adjustable stops
- Quick action blade gap adjustment
- Individual hydraulic hold down system
- Transfer balls on table with support arms
- Swing-up backgauge for shearing longer pieces than backgauge range limit
- Equipped with shadow line lighting-alignment device

HGL-3108
\$33,500 ex GST
\$36,850 inc GST (S862)

HGL-4106 - Air Sheet Supports
\$41,500 ex GST
\$45,650 inc GST (S865)



OTHER MODELS AVAILABLE


European Hydraulic NC Guillotines



Made in
Turkey

HNC Series

- Digital control unit for backgauge positioning, rake adjustment & blade gap setting
- Variable rake design with deep 350mm throat
- Welded all steel frame providing maximum rigidity and cutting accuracy
- Ballscrew backgauge system with retract function
- Adjustable stroke length to reduce cutting time and increase production
- European hydraulics compact and low maintenance
- Individual hydraulic hold down system



Backgauge System
HNC Series



**VARIABLE
RAKE**

**OTHER
MODELS
AVAILABLE**

Larger models available up to 25mm capacity

MODEL		HGL-3106	HGL-3106	HGL-3108	HGL-4106	HNC-3113
ORDER CODE		S859A	S860	S862	S865	S868
Shearing Thickness (MS)	mm	6	6	8	6	13
Shearing Length	mm	3060	3060	3060	4060	3070
Strokes	per/min	20	20	13	12	9-14
Blade Angle	deg	1.6°	1.6°	1.8°	1.2°	Variable 0.5~2.5°
Backgauge Travel	mm	1000	1000	1000	750	1000
Depth of Throat	mm	~	~	~	~	350
Pneumatic Sheet Supports	~/✓	~	✓	~	✓	~
Motor Power	kW/hp	11/15	11/15	15/20	11/15	30/40
Voltage	V	415	415	415	415	415
Shipping Dim. (LxWxH)	cm	369 x 240 x 180	360 x 240 x 180	400 x 220 x 165	500 x 210 x 180	395 x 345 x 230
Weight	kg	5550	5900	6500	9700	13000
PRICE	ex GST	\$34,500	\$37,500	\$33,500	\$41,500	POA
PRICE	inc GST	\$37,950	\$41,250	\$36,850	\$45,650	POA

Manual Panbrake-Folders

2F

- 612mm x 1.2mm capacity
- Strong steel construction
- Ideal for education, plumbing, electrical applications

2F
\$1,150 ex GST
\$1,265 inc GST (S523)



PB-24

- 600mm x 1.0mm capacity
- Steel fabricated construction
- Clamping blade has adjustments for clamping pressure and materials thickness
- Oiling points on bearing areas
- Adjustable clamping pressure beam to prevent distortion during bending
- Has a range of finger widths to enable the bending of pans or boxes

PB-24
\$380 ex GST
\$418 inc GST (S249)



PB-4

- 1220mm x 1.2mm capacity
- Steel fabricated construction
- Clamping blade has adjustments for clamping pressure and materials thickness
- Oiling points on bearing areas
- Adjustable clamping pressure beam to prevent distortion during bending
- Has a range of finger widths to enable the bending of pans or boxes
- Includes fabrication sheetmetal stand with shelf

PB-4
\$950 ex GST
\$1,045 inc GST (S250)



MODEL		2F	PB-24	PB-4
ORDER CODE		S523	S249	S250
Mild Steel Capacity	mm	1.2	1	1.2
Bending Length	mm	612	600	1220
Shipping Dim. (LxWxH)	cm	61 x 19 x 63	82 x 36 x 41	161 x 58 x 70
Weight	kg	36	44	175
PRICE	ex GST	\$1,150	\$380	\$950
PRICE	inc GST	\$1,265	\$418	\$1,045

Manual Panbrake-Folders

PB-416D

- 1260mm x 1.5mm capacity
- High quality finish
- Robust steel fabricated construction
- Foot clamping, allowing material to be positioned & clamped at the same time
- Ideal for schools, bending is assisted by heavy duty telescopic springs
- Bending of pans or boxes to a depth of 65mm

PB-416D
\$2,190 ex GST
\$2,409 inc GST (\$260)



PB-416H

- 1300mm x 1.6mm capacity
- Robust steel-fabricated construction
- Clamping blade has adjustments for clamping pressure and materials thickness
- Oiling points on bearing areas
- Adjustable clamping pressure beam and apron to prevent distortion during bending
- Has a range of finger widths to enable the bending of pans or boxes to a depth of 70mm

PB-416H
\$1,990 ex GST
\$2,189 inc GST (\$253)



PB-420

- 1250mm x 2mm capacity
- Segmented top blade
- Clamping blade has adjustments for clamping pressure and materials thickness
- Heavy duty steel fabricated construction
- Adjustable clamping pressure beam and apron to prevent distortion during bending
- Has a range of finger widths to enable the bending of pans or boxes to a depth of 150mm

PB-420
\$2,250 ex GST
\$2,475 inc GST (\$255)

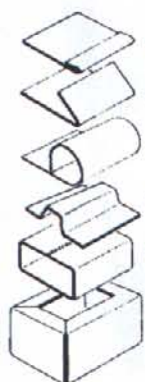


MODEL		PB-416D	PB-416H	PB-420
ORDER CODE		S260	S253	S255
Mild Steel Capacity	mm	1.5	1.6	2.0
Bending Length	mm	1260	1300	1250
Shipping Dim. (LxWxH)	cm	171 x 71 x 130	182 x 73 x 125	175 x 77 x 90
Weight	kg	370	360	580
PRICE	ex GST	\$2,190	\$1,990	\$2,250
PRICE	inc GST	\$2,409	\$2,189	\$2,475

Electrabrake Magnetic Panbrakes

EB Series

- Typical Industries: Roofing, Aircraft, General Sheet Metal Fabrication
- Ideal for schools and all types of industry
- Electromagnetic rather than mechanical clamping
- Bends all types of sheet metal, aluminium, copper, stainless steel
- Excellent design easy to use – forming deep channels and closed sections, deep boxes
- Foot control is included on EB2000 - EB2500



• Hems

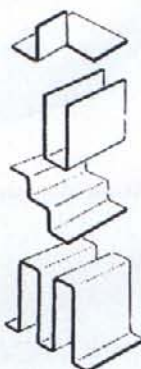
• Any-angle bends

• Rolled edges

• Stiffening ribs

• Closed channels

• Boxes



• Interrupted folds

• Deep channels

• Return bends

• Deep fins

 Call for
 FREE
 DVD
 DEMO


EB1000

\$3,850 ex GST
\$4,235 inc GST (S5291)

EB1000



EB1250E

EB1250E

\$3,790 ex GST
\$4,169 inc GST (S540)


EB2000

EB2000

\$8,250 ex GST
\$9,075 inc GST (S5311)


EB1250

EB1250

\$4,690 ex GST
\$5,159 inc GST (S5301)

NEW GENERATION BENDING

MODEL		EB0625	EB1000	EB1250E	EB1250	EB2000	EB2500
ORDER CODE		S5251	S5291	S540	S5301	S5311	S5321
Mild Steel Capacity	mm	1.6	1.6	1.6	1.6	1.6	1.6
Bending Length	mm	625	1000	1250	1250	2000	2500
Foot Control	~ / ✓	~	~	~	~	✓	✓
Clamp Bars Included	mm	25, 38, 52, 70, 140, 280, 625	25, 38, 52, 70, 140, 280, 585, 1000	25, 38, 52, 70, 140, 280, 585, 1250	25, 38, 52, 70, 140, 280, 585, 1250	25, 38, 52, 70, 140, 280, 585, 1150, 2000	25, 38, 52, 70, 140, 280, 585, 1150, 2500
Voltage	V / Amp	240	240	240	240	240 / 15	240 / 15
Shipping Dim. (LxWxH)	cm	100 x 40 x 44	130 x 40 x 42	140 x 40 x 40	150 x 40 x 43	230 x 40 x 40	275 x 40 x 40
Weight	kg	80	160	180	175	290	328
PRICE	ex GST	\$3,290	\$3,850	\$3,790	\$4,690	\$8,250	\$9,150
PRICE	inc GST	\$3,619	\$4,235	\$4,169	\$5,159	\$9,075	\$10,065

Manual Panbrakes

PB-422A & PB-820A

- 1250mm x 2mm capacity (PB-422A)
- 2440mm x 2mm capacity (PB-820A)
- Extended fingers allows bending of pans or boxes to a depth of 230mm
- Ground segmented fingers can be repositioned to suit many applications
- Heavy duty steel fabricated frame provides accurate bends
- Digital angle gauge ensures repeatability for production
- Safety top beam support stop lever located on right side of machine
- Grease nipples located on all rotating parts
- Quick action beam adjustment for varying material thickness
- Includes rear manual backgauge

PB-422A

\$3,150 ex GST
\$3,465 inc GST (S262)



PB-820A

\$4,750 ex GST
\$5,225 inc GST (S264)



Digital Angle Gauge
PB-422A & PB-820A



Extra Long Fingers
PB-422A & PB-820A



Top Beam Support Stop Lever
PB-422A & PB-820A



Rear Backgauge
PB-422A & PB-820A

MODEL		PB-422A	PB-820A
ORDER CODE		S262	S264
Mild Steel Capacity	mm	2.0	2.0
Bending Length	mm	1250	2500
Shipping Dim. (LxWxH)	cm	182 x 56 x 129	294 x 57 x 147
Weight	kg	920	1450
PRICE	ex GST	\$3,150	\$4,750
PRICE	inc GST	\$3,465	\$5,225

Hydraulic NC Panbrakes

PB-425Y & PB-820Y

- Hydraulic bending with manual material clamping system
- Roving foot pedal incorporates control panel for maximum flexibility
- Extended fingers allows bending of pans or boxes to a depth of 230mm
- Ground segmented fingers can be repositioned to suit many applications
- Heavy duty steel fabricated frame provides accurate bends
- Easy to use single angle programmable controller incorporating digital readout for angles from 0-130°
- Auto cycle: after clamping bottom beam will bend to preset angle and return, head un-clamps to set position
- Safety top beam support stop lever located on right side of machine
- Quick action beam adjustment for varying material thickness
- Includes rear manual backgauge



Angle Sensor



Control Panel with Digital Readout



PB-820Y shown

PB-425Y
\$6,750 ex GST
\$7,425 inc GST (\$581)



Blade Stop Lever



Hydraulic System



Foot Control



Extra Long Fingers

MODEL		PB-425Y	PB-820Y
ORDER CODE		S581	S583A
Bending Length	mm	1250	2500
Mild Steel Capacity	mm	2.5	2
Stainless Steel	mm	1.6	1.2
Bending Angle Indicator	deg	0-130°	0-130°
Backgauge Travel	mm	1000	1000
Motor Power	kW/hp	4 / 5.5	4 / 5.5
Voltage	V	415	415
Shipping Dim. (LxWxH)	cm	190 x 65 x 140	295 x 80 x 150
Weight	kg	1150	1700
PRICE	ex GST	\$6,750	\$7,750
PRICE	inc GST	\$7,425	\$8,525

Hydraulic NC Panbrakes

PB-440 ~ PB-860A

- Hydraulic bending and material clamping system
- Quick action rapid head adjustment to optimise the bending radius on material thickness required
- Unique moving guards ensures the front of the machine is clear for loading/unloading of material
- Quality hydraulic & electrical components supplied by leading manufactures including Rexroth, Telemecanique & Merlin Gerin
- Easy to use single angle programmable controller incorporating digital readout for angles from 0-130°
- Auto cycle: after clamping bottom beam will bend to preset angle and return, head un-clamps to set position
- Simple opening height adjustment by timer and adjustable dwell timer ensures consistent bending angle
- Ground segmented fingers can be repositioned to suit many applications
- Extended fingers allows bending of pans or boxes to a depth of 190mm
- Roving foot pedal incorporates control panel for maximum flexibility
- Includes rear manual backgauge

**QUICK ACTION HEAD
ADJUSTMENT FOR
MATERIAL THICKNESS**



PB-830A shown

PB-440
\$8,450 ex GST
\$9,295 inc GST (S581A)

BENDING ANGLE



Digital Angle Readout



Removable Fingers

MODEL		PB-440	PB-825A	PB-830A	PB-1030	PB-860A
ORDER CODE		S581A	S583B	S584A	S585	S586
Bending Length	mm	1300	2500	2500	3050	2500
Mild Steel Capacity	mm	4	2.5	4	3.2	6
Stainless Steel	mm	2	1.2	2	1.6	3
Bending Angle Indicator	deg	0-130°	0-130°	0-130°	0-130°	0-130°
Backgauge Travel	mm	1000	1000	1000	1000	1000
Motor Power	kW/hp	3.75 / 5	3.75 / 5	3.75 / 5	3.75 / 5	5.5 / 7.5
Voltage	V	415	415	415	415	415
Shipping Dim. (LxWxH)	cm	190 x 65 x 140	320 x 75 x 160	300 x 81 x 150	356 x 81 x 150	320 x 120 x 145
Weight	kg	1250	1740	2900	3730	3800
PRICE	ex GST	\$8,450	\$9,500	\$14,150	\$15,950	\$17,950
PRICE	inc GST	\$9,295	\$10,450	\$15,565	\$17,545	\$19,745

Hydraulic NC Pressbrakes

PB Series

- Ezy-Set NC-89 Go-To Programmable digital controller assuring accurate repeatability
- Ezy-Set NC-89 Go-To Programmable ballscrew backgauge with adjustable height finger stops
- Hydraulic / Mechanical ram, synchronised positive stop design, ram stroke controlled by precision mechanical nut depth stops built into each cylinder
- Mono-block steel frame design, welded then machined to ensure minimal bed deflection under load
- Segmented heavy duty 86° offset top punch is segmented for return bend clearance, complete with European style quick release punch holder with an adjustable wedge clamping system for crowning. This ensures minimum down time, more productivity and results in reduced cost per finished product (PB-200B mounts direct to beam), (Segmented 35° top punch on PB-40A & PB-70B)
- Multi-vee bottom die is made from one solid die block design to handle heavy plate, safety edge vee is incorporated in bottom die block
- Enclosed rear gate with micro safety switches complete with sliding rear door for easy access
- Sliding steel fabricated sheet supports enabling a wide range of material sizes to be aligned and supported at the correct required height. This feature is achieved with a T-slot machined down the total length of the die bed
- Adjustable sliding blocks control the machines beam to provide desirable open height distance to the (slow speed) mute bending point. Operator adjustable locking knobs for quick adjustment, enables accurate repeatability and increased productivity
- Metal safety guarding on side and rear of machine with rear sliding door fitted and micro switch ensuring operator safety
- Hydraulic MPA pressure gauge mounted on right side of support frame with quick adjusting pressure control knob
- Welded steel fabricated synchronised torsion bar horizontally supporting main bending beam to provide consistent parallelism that also can be adjusted for taper correction. The vertical supporting slides are treated to provide greater wear resistance and increased accuracy
- Reinforced side frames providing additional support strength to machine throat

PB-40A
\$15,500 ex GST
\$17,050 inc GST (S970)



Ezy-Set NC-89

PB-135B shown



Ezy-Set NC-89 Go-To Programmable digital display controller

This programmable digital controller assures accurate repeatability on the ballscrew backgauge (X-Axis) and the synchronised positive beam depth stop (Y-Axis). This control unit also incorporates a stroke counter that can count up or down to a required count number.

Pressbrakes Require Safety Guarding for OHS Compliance

Foldsafe Advantages

- Australian made genuine Foldsafe Safety Guarding System, manufactured & fitted in Australia.
- The safest integrated dual redundant curtain system in Australia.
- 100% Australian design, built and supported locally.
- Dual e/stops safety gate circuits for maximum operator safety.
- Encoder speed & stopping performance monitoring will ensure maximum safety in the rare case of hydraulic valve failure.
- Italian made safety curtains & safety relays with a long protection height of 910mm @10ms.
- Primary & secondary stop method design, if the primary stop detection fails, the secondary stop is still active monitoring machine ensuring maximum safety.
- User friendly interface displaying status of machine, no guess work or codes.

only
\$4,500 ex GST
\$4,950 inc GST
(S620A + S621B)



Optional

CNC FASFOLD CONTROLLER

Programming Made easy!

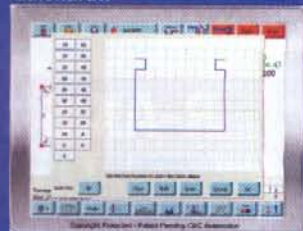
only
\$8,500 ex GST
\$9,350 inc GST
(S621)

Whether you are a production or a jobbing shop, Fasfold reduces setup time. When doing 1-off jobs simply draw your profile in quickdraw.

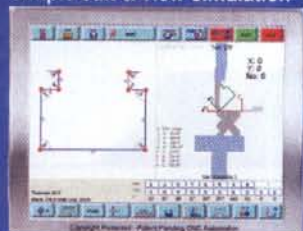
Fasfold 202 pressbrake controller

- Can be fitted to most pressbrakes
- Synchro with proportional valves
- Torsion bars and nuts
- Large 15" touchscreen
- Integrated or standalone safety systems available
- Backgauges up to 1200mm stroke and up to 8m long
- Easy job selection
- Select existing jobs from the library
- Jobs can be named and saved for future use. A virtually unlimited number of jobs can be saved
- Jobs open with all relevant data like bend sequence, material thickness, right tool, die & V angle corrections, which bends were done from front or rear etc. This saves lots of setup time
- Jobs can be downloaded from the office
- Jobs can be linked to fold boxes easily
- Operators can have their own job library password protected

Quickdraw



Simple edit & view simulation



Tool library



CNC Fasfold controller shown fitted to pressbrake

MODEL		PB-40A	PB-70B	PB-110B	PB-135B	PB-170B	PB-200B
ORDER CODE		S970	S902	S904	S906 / S908	S909 / S910	S912
Nominal Pressure	Ton	44	70	110	135	176	220
Nominal Pressure	kN	400	630	1000	1250	1600	2000
Length of Work Table	mm	2000	3200	3200	3200 / 4000	3200 / 4000	4000
Distance Between Columns	mm	1615	2650	2650	2650 / 3200	2600 / 3200	3200
Max. Open Height	mm	330	360	390	390	470	450
Backgauge Travel	mm	600	600	600	600	550	550
Throat Depth	mm	200	250	320	415	420	420
Ram Stroke	mm	100	100	130	130	200	200
Motor Power	kW/hp	3 / 4	5.5 / 7.5	7.5 / 10	7.5 / 10	11 / 15	15 / 20
Voltage	V	415	415	415	415	415	415
Shipping Dim. (LxWxH)	cm	215 x 111 x 199	348 x 157 x 250	349 x 160 x 245	428 x 166 x 252	428 x 182 x 256	430 x 200 x 256
Weight	kg	3800	5740	7500	8600 / 10350	11100 / 14100	16500
PRICE	ex GST	\$15,500	\$22,500	\$24,950	\$26,950 / \$29,950	\$35,250 / \$41,950	\$51,500
PRICE	inc GST	\$17,050	\$24,750	\$27,445	\$29,645 / \$32,945	\$38,775 / \$46,145	\$56,650

Hydraulic NC Pressbrakes

PB Series

- NC E200 Estun programmable digital controller stores up to 40 programs with 25 automatic progressive steps in each assuring accurate repeatability
- NC E200 Estun programmable ballscrew backgauge with adjustable R-Axis on individual finger stops connected to linear guideways
- Hydraulic / mechanical ram, synchronised positive stop design built into each cylinder • Sliding heavy duty steel front sheet supports on linear guideways
- Segmented heavy duty 86° offset top punch, European style quick release punch holder with wedge clamping system for crowning. (PB-200B mounts direct to beam), (35° top punch on PB-70B) • One piece multi-vee die block design with safety edge vee
- Mono-block steel frame design, welded then machined to ensure minimal bed deflection under load
- Enclosed rear gate with micro safety switches complete with sliding rear door for easy access
- Adjustable sliding blocks to provide open height distance (slow speed) mute bending point
- Reinforced side frames providing additional support strength to machine throat

R-AXIS



Adjustable R-Axis on Linear Guideways

**BALLSCREW
BACKGAUGE**

PB-70B
\$25,950 ex GST
\$28,545 inc GST (S902C)

ESTUN - NC E-200



ESTUN NC E-200 Programmable digital display controller

This programmable digital controller stores up to 40 individual programs with 25 automatic progressive steps in each. The E-200 controller assures accurate repeatability on the ballscrew backgauge (X-Axis) and the synchronised positive beam depth stop (Y-Axis).



See p139 for more FoldSafe information

only
\$4,500 ex GST
\$4,950 inc GST
(S620A + S621B)

PB-135B shown

MODEL		PB-70B	PB-110B	PB-135B	PB-170B	PB-200B
ORDER CODE		S902C	S904C	S906C / S908C	S909C / S910C	S912C
Nominal Pressure	Ton	70	110	135	176	220
Nominal Pressure	kN	630	1000	1250	1600	2000
Length of Work Table	mm	3200	3200	3200 / 4000	3200 / 4000	4000
Distance Between Columns	mm	2650	2650	2650 / 3200	2600 / 3200	3200
Max. Open Height	mm	360	390	390	470	450
Backgauge Travel	mm	600	600	600	550	550
Throat Depth	mm	250	320	415	420	420
Ram Stroke	mm	100	130	130	200	200
Motor Power	kW/hp	5.5 / 7.5	7.5 / 10	7.5 / 10	11 / 15	15 / 20
Voltage	V	415	415	415	415	415
Shipping Dim. (LxWxH)	cm	348 x 157 x 250	349 x 160 x 245	428 x 166 x 252	428 x 182 x 256	430 x 200 x 256
Weight	kg	5740	7500	8800 / 10350	11100 / 14100	16500
PRICE	ex GST	\$25,950	\$28,500	\$30,500 / \$33,250	\$38,750 / \$45,500	\$54,950
PRICE	inc GST	\$28,545	\$31,350	\$33,550 / \$36,575	\$42,625 / \$50,050	\$60,445


European CNC Hydraulic Pressbrakes



Made in
Turkey

APHS-C Series

- Baykal machine frames consist of a monolithic structure with hot rolled high quality steel
- 4 CNC controlled axis (Y1, Y2, X, R) as standard. Additional axis available
- EC4 CNC controller fully programmable with 2D graphics and offline software - other controllers available upon request (Delem, Cybelec)
- Precision linear scale measurement : HEIDENHEIN or GIVI MASURE
- Auto tune function: Automatically references machine during normal bending operation
- German Hoerbiger hydraulic unit consists of electronically controlled proportional valves with independent closed loop control of the two cylinders
- Full electronic synchronisation with proportional valve technology. Ram positions (Left & Right) are obtained from independent linear encoders whilst monitoring and adjusting proportional valves. This produces a double closed loop system, with guaranteed beam positioning of $\pm 0.01\text{mm}$ (Y1 & Y2-Axis)
- CNC controlled 750mm X-Axis backgauge with DC motor mounted on hardened & machined guides, utilising spherical recirculation ballscrews
- Includes latest laser guarding system



DELEM DA66T CNC Controller
Standard on APHS-C 3106x120

MODEL		APHS-C 3104x90	APHS 3106x120	APHS-C 3108x160	APHS-C 4106x160	APHS-C 4110x240
ORDER CODE		S879	S884D / S884E	S887	S889	S897
Controller	Type	EC4 CNC	DELEM DA66T	EC4 CNC	EC4 CNC	EC4 CNC
Nominal Pressure	Ton	90	120	160	160	240
Nominal Pressure	kN	900	1200	1600	1600	2400
Length of Work Table	mm	3100	3100	3100	4100	4100
Distance Between Columns	mm	2550	2550	2550	3550	3550
Axis	No.	4	5 / 7	5	5	5
Table Crowning	Type	Mechanical	Wila CNC	Wila CNC	CNC	CNC
Safety Guarding	Type	Laser	Laser	Laser	Laser	Laser
Open Height Max.	mm	530	530	530	530	530
Backgauge Travel	mm	750	750	750	750	750
Throat Depth	mm	410	410	410	410	410
Ram Stroke	mm	260	260	260	260	260
Motor Power	kW/hp	7.5 / 10	11 / 15	15 / 20	15 / 20	22 / 30
Voltage	V	415	415	415	415	415
Shipping Dim. (LxWxH)	cm	400 x 170 x 253	410 x 159 x 287	410 x 160 x 287	500 x 200 x 290	510 x 195 x 280
Weight	kg	7900	8400	9700	12100	13900
PRICE	ex GST	POA	POA	POA	POA	POA
PRICE	inc GST	POA	POA	POA	POA	POA

All prices inc GST unless ex GST is specified • Specifications & Prices are subject to change without notification • Plug & lead not supplied on 415V machines

Syd: (02) 9890 9111 Melb: (03) 9212 4422 Bris: (07) 3274 4222 Perth: (08) 9373 9999 www.machineryhouse.com.au

■ 3-in-1 Pressbrake, Guillotine & Curving Rolls

■ CM Series

- Cast iron construction • Ideal for light sheet metal work
- Segmented pressbrake top blade
- Includes backgauge & shearing material clamp bar
- Top roller opens for job removal



Shearing Material Clamp Bar



Pressbrake & Guillotine blades



Rolls with Wiring Grooves



MODEL		CM-200	CM-300	CM-760	CM-1000	CM-1310S
ORDER CODE		S649	S648	S650	S652	S654S
Useful Length	mm	200	300	760	1000	1310
Mild Steel Capacity	mm	1	1	1	1	1
Rolls Diameter	mm	25	38	42	42	50
Includes Stand	~ / ✓	~	~	~	~	✓
Shipping Dim. (LxWxH)	cm	54 x 24 x 28	49 x 33 x 42	100 x 41 x 66	135 x 45 x 72	168 x 56 x 87
Weight	kg	20	45	153	215	378
PRICE	ex GST	\$250	\$320	\$650	\$950	\$1,990
PRICE	inc GST	\$275	\$352	\$715	\$1,045	\$2,189

■ Sheet Metal Rolls

■ SRG Series

- Cast-iron construction • Bench Model (SRG-24 only)
- Ground rolls with wiring grooves • Swivel top roller
- Includes stand (SRG40, SRG50)



SRG-24



Rolls with Wiring Grooves



SRG-50



Quick Action Top Roll

MODEL		SRG-24	SRG-40	SRG-50
ORDER CODE		S268	S270	S271
Useful Length	mm	610	1000	1270
Mild Steel Capacity	mm	1	1.2	1.2
Rolls Diameter	mm	40	50	75
Includes Stand	~ / ✓	~	✓	✓
Shipping Dim. (LxWxH)	cm	97 x 29 x 44	150 x 50 x 55	175 x 55 x 60
Weight	kg	44	130	255
PRICE	ex GST	\$430	\$700	\$1,150
PRICE	inc GST	\$473	\$770	\$1,265


■ Sheet Metal Rolls



Australian Made

■ 18ROLLS, 2X40 & 2.5X50

- Ideal for tinsmiths, education, general workshop use • Solid steel construction • Quick roller adjustment
- Excellent design features • Top roller lifts out for small diameter rolling • Standard grooves for wiring work



18ROLLS



2X40

MODEL		18ROLLS	2X40	2.5X50
ORDER CODE		S517	S273A	S274
Useful Length	mm	450	1000	1270
Mild Steel Capacity	mm	0.8	1.2	1.6
Roll Diameter	mm	25	50	63
Includes Stand	~ / ✓	~	✓	✓
Shipping Dim. (LxWxH)	cm	50 x 20 x 18	129 x 50 x 55	163 x 51 x 101
Weight	kg	11	90	140
PRICE	ex GST	\$890	\$1,775	\$1,950
PRICE	inc GST	\$979	\$1,952.50	\$2,145

Plate Curving Rolls

PR Series

- Initial pinch rolls with pre-bending (PR-132, PR-133, PR-136)
- Three roll pinch pyramid system (PR-203 - PR-2512)
- Two rolls powered by gearbox drive system
- Swing out top roller enables cylinder to be removed
- Safety wire interlock system with emergency shut-off
- Precision ground rolls with wiring grooves (PR-132, PR-133, PR-136)
- Section roll system with flat bar and pipe dies (PR-203 - PR-2512)
- Motorised up & down top roll for curving adjustment (PR-203 - PR-2512)



PR-132
\$2,350 ex GST
\$2,585 inc GST (S764)



Initial Pinch
Style Rolls



PR-133
\$4,890 ex GST
\$5,379 inc GST (S761)



Pyramid
Style Rolls



PR-203
\$7,590 ex GST
\$8,349 inc GST (S765)

MODEL		PR-132	PR-133	PR-134	PR-136	PR-203	PR-258	PR-3106	PR-2512
ORDER CODE		S764	S761	S7615	S762	S765	S767	S771	S769
Initial Pinch / Pyramid									
Useful Length	mm	1270	1300	1300	1300	2000	2550	3100	2550
Mild Steel Capacity	mm	1.5	2.5	4.5	6.5	3	8	6	12
Roll Diameter	mm	72	90	120	150	135	220	210	230
Motor Power	kW/hp	1.5 / 2	1.5 / 2	2.2 / 3	3 / 4	3 / 4	5.5 / 7.5	5.5 / 7.5	7.5 / 10
Motor Voltage	V	415	415	415	415	415	415	415	415
Shipping Dim. (LxWxH)	cm	180x55x120	200x72x120	200x72x120	220x80x134	300x75x140	425x115x145	485x115x145	430x130x160
Weight	kg	280	470	660	1190	1300	4000	4300	5200
PRICE	ex GST	\$2,350	\$4,890	\$5,690	\$8,150	\$7,590	\$12,950	\$15,500	\$18,500
PRICE	inc GST	\$2,585	\$5,379	\$6,259	\$8,965	\$8,349	\$14,245	\$17,050	\$20,350


 Made in
Turkey

Sheet Metal Curving Rolls

R & RS Series

- SAE 1050 (CK45) certificated forged steel rolls with high tensile strength
- Cast Iron end frames
- Conical curving device
- Single handle adjustment of bottom rolls

RM & IRM Series

- SAE 1050 (CK45) certificated forged steel rolls with high tensile strength
- Cast Iron end frames
- Precision curving rolls with brake motor
- Mobile control panel with emergency stop
- Safety trip wire
- Conical curving device
- Single handle adjustment of bottom rolls



Plate Curving Rolls


MRM-H Series

- SAE 1050 (CK45) certificated forged steel rolls with high tensile strength
- Precision hardened rolls suitable for stainless steel
- Steel welded main frame
- Safety cut out trip wire
- Conical curving device
- Main motor with brake system
- Hydraulic drop-end support
- Hydraulic movement of back roll and bottom roll
- Mobile control panel with digital readout display



Standard Features:

Hydraulic Drop End Support



Initial Pinch Style Rolls


 OTHER
MODELS
AVAILABLE

MODEL		R1050x56	R1270x75	RS1270x90	RM1270x90	IRM2550x140	IRM1270x140	MRM-H 2550x190
ORDER CODE		S780	S782	S783	S794	S795	S785	S797B
Useful Length	mm	1050	1270	1270	1270	2550	1270	2550
Mild Steel Capacity	mm	1.0	1.6	2.5	2.5	2.5	6	6
Roll Diameter	mm	56	75	90	90	140	140	190
Motor Power	kW/hp	~	~	~	1.1 / 1.5	2.2 / 3	2.2 / 3	4 / 5.3
Motor Voltage	V	~	~	~	415	415	415	415
Shipping Dim. (LxWxH)	cm	140 x 70 x 112	215 x 70 x 116	230 x 70 x 125	230 x 70 x 125	370 x 75 x 100	247 x 75 x 100	435 x 110 x 129
Weight	kg	185	330	450	450	1850	1350	3450
PRICE	ex GST	\$1,450	\$2,500	\$3,350	\$5,150	\$13,950	\$11,950	\$29,950
PRICE	inc GST	\$1,595	\$2,750	\$3,685	\$5,665	\$15,345	\$13,145	\$32,945

Heavy Duty Plate Curving Rolls

4R HSS Series

- Steel welded heavy frame construction, thermally stress relieved
- Full circle or varying radiuses & conical bends can be done easily
- Pinch roll and lateral rolls move pyramidal linear with hydraulic pistons
- Top roll & lateral rolls powered by hydro brake motor & planetary gearbox
- Three digital readouts on control panel for easy roll positioning
- Two speed plate rolling system 1.5 & 5m/min (1 & 4m/min on Ø500 - 550)
- Hydraulic drop-end for easy removal of finished cylinders
- Hydraulic lateral side supports for large diameters
- Overhead hydraulic crane with support rolls for large diameters
- Induction hardened forged SAE 1050 (CK 45) steel rolls
- Hydraulic balancing system (Electronic on Ø500 - 550)
- Manufactured to CE safety standards
- Includes central lubrication system

Optional NC Controller



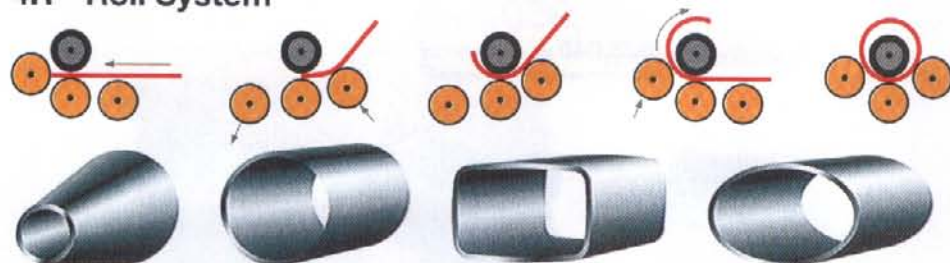
Hydraulic Drop End



Made in
Turkey



4R - Roll System



OTHER
MODELS
AVAILABLE

MODEL		4R HSS 30-280	4R HSS 40-380	4R HSS 40-400	4R HSS 40-460	4R HSS 40-500	4R HSS 40-550
ORDER CODE		S778 / S778C	-	-	-	-	-
NC Controller	Optional / ✓	Optional / ✓	Optional	Optional	Optional	Optional	Optional
Useful Length	mm	3100	4100	4100	4100	4100	4100
Mild Steel Capacity	mm	12	16	20	25	35	40
Top Roll Diameter	mm	280	380	400	460	500	550
Motor Power (415V)	kW/hp	15 / 20	31.5 / 42	38.5 / 51.5	38.5 / 51.5	45 / 60	66 / 88
Shipping Dim. (LxWxH)	cm	585 x 175 x 185	690 x 225 x 235	690 x 225 x 235	690 x 230 x 235	750 x 255 x 235	770 x 285 x 235
Weight	kg	10000	22000	23500	30000	42000	54000
PRICE	ex GST	POA	POA	POA	POA	POA	POA
PRICE	inc GST	POA	POA	POA	POA	POA	POA


 Made in
Turkey

Section & Pipe Rolling Machines

PK Series

- Rolls are hardened & made from high quality steel
- Drive shafts are hardened & ground with double taper roller bearing support
- Machine can be set up in a horizontal or vertical working position
- Roving foot pedal control with emergency stop
- Standard rolls & guide rolls are included
- Steel fabricated frame
- Two rollers are powered
- Manual top roller adjustment
- European quality

Optional Tube Die Sets: PK-30F, PK-35F

SUITS	SIZE	CODE	ex GST	inc GST
PK-30F	31.8mm	S738A	\$190	\$209
PK-30F	38mm	S738B	\$190	\$209
PK-30F	51mm	S738C	\$250	\$275
PK-35F	38mm	S740A	\$290	\$319
PK-35F	51mm	S740B	\$350	\$385
PK-35F	63.5mm	S740C	\$450	\$495

PK-30F
\$3,650 ex GST
\$4,015 inc GST (S744A)



PK-35F 240V or 415V
\$4,150 ex GST
\$4,565 inc GST (S745)
(S746)



LARGER
MODELS
AVAILABLE

HPK-50
\$8,950 ex GST
\$9,845 inc GST (S750)



HPK-80NC - NC Controller
\$20,950 ex GST
\$23,045 inc GST (S756C)



Heavy Duty Section & Pipe Rolling Machines



Made in
Turkey

HPK Series

- Rolls are hardened & made from high quality steel
- Drive shafts are hardened & ground with double taper roller bearing support
- Machine can be set up in a horizontal or vertical working position • European quality
- Roving foot pedal control with emergency stop
- Standard rolls & guide rolls are included



HPK-100
\$33,950 ex GST
\$37,345 inc GST (S758A)

Additional Features: HPK-50

- Steel welded frame construction
- Hydraulic top roller adjustment
- Three rollers are powered

Optional Accessories: HPK-50

- Digital readout display
- Special guide rollers

Additional Features: HPK-65/80/100

- Three rollers are powered
- Independently adjustable hydraulic bottom rollers for pre bend
- Two digital readout display
- 3-Axis mechanical lateral angle guide rollers (HPK 65/80)
- 3-Axis hydraulic lateral angle guide rollers (HPK 100)

Optional Accessories: HPK-65/80







- Hydraulic lateral angle guide rolls



Optional NC Control: HPK Series only









* Requires Additional Tooling

MODEL	PK-30F		PK-35F		HPK-50		HPK-65		HPK-80		HPK-80NC		HPK-100	
ORDER CODE	S744A		S745 / S746		S750		S754		S756		S756C		S758A	
Profile Section	max. size	min. int.Ø	max. size	min. int.Ø	max. size	min. int.Ø	max. size	min. int.Ø	max. size	min. int.Ø	max. size	min. int.Ø	max. size	min. int.Ø
	50x10	800	60x10	800	60x10	600	60x10	500	80x15	700	80x15	700	100x20	1000
	20x6	300	40x10	500	20x10	300	20x5	250	30x10	300	30x10	300	30x10	400
	80x15	700	100x15	750	100x15	600	80x20	500	125x25	600	125x25	600	160x35	800
	30x6	400	60x10	600	50x10	300	50x5	250	60x5	300	60x5	300	80x5	400
	30x30	900	35x35	1200	35x35	600	32x32	400	45x45	500	45x45	500	60x60	750
	10x10	200	20x20	400	15x15	300	12x12	250	15x15	380	15x15	380	15x15	400
* 	Ø30	900	Ø35	800	Ø35	600	Ø35	350	Ø50	500	Ø50	500	Ø75	800
	Ø10	200	Ø30	600	Ø20	300	Ø10	250	Ø15	380	Ø15	380	Ø15	450
* 	Ø60x1.5	1000	Ø70x2	1200	Ø70x2	1200	Ø60x2	600	Ø100x2.5	1200	Ø100x2.5	1200	Ø125x2.5	1400
	Ø25x1.5	600	Ø30x2	500	Ø25x1.5	400	Ø15x1.5	200	Ø15x1	380	Ø15x1	380	Ø15x1	450
* 	Ø11/2"x2.9	600	Ø2"x2.9	1200	Ø2"x2.9	1000	Ø2"x3.91	400	Ø3"x5.48	800	Ø3"x5.48	800	Ø4"x6.02	1000
	Ø1/4"x1.8	300	Ø1"x2.3	350	Ø1/2"x2.3	300	Ø1/2"x2.77	200	Ø1/2"x2.77	380	Ø1/2"x2.77	380	Ø1/2"x2.77	450
* 	40x40x3	1200	50x50x3	2000	50x50x3	1600	45x45x3	600	70x70x3	1300	70x70x3	1300	80x80x5	1500
	30x30x2	800	40x40x3	800	20x20x2	400	20x20x2	300	25x25x2	400	25x25x2	400	25x25x2	450
	40x40x5	600	50x50x5	1200	50x50x6	600	60x60x6	650	80x80x8	800	80x80x8	800	100x100x12	1000
	30x30x4	300	40x40x5	800	30x30x3	400	30x30x4	350	30x30x3	450	30x30x3	450	40x40x4	700
Motor Power kW / V	0.75 / 240		1.5 / 240 - 1.5 / 415		1.12 / 415		3 / 415		4 / 415		4 / 415		7.5 / 415	
Dim. (LxWxH) cm	65 x 85 x 145		80 x 105 x 140		85 x 100 x 150		125 x 90 x 120		150 x 105 x 140		150 x 105 x 140		205 x 150 x 170	
Weight kg	220		400		500		1000		1700		1700		3650	
PRICE ex GST	\$3,650		\$4,150		\$8,950		\$13,950		\$17,950		\$20,950		\$33,950	
PRICE inc GST	\$4,015		\$4,565		\$9,845		\$15,345		\$19,745		\$23,045		\$37,345	

Section Rolling Machine

RR-10

- Manual Ring Rolling Machine
- Hardened 98mm top & 118mm bottom rolls
- 30mm heat treated shaft
- Cast iron housing on heavy duty stand

FLAT BAR SECTION	SIZE	min. Ø
	20 x 5mm	160mm
	30 x 10mm	500mm
	20 x 5mm	160mm
	50 x 10mm	400mm
	10 x 10mm	160mm
	20 x 20mm	500mm

RR-10
\$1,090 ex GST
\$1,199 inc GST (\$881)



Manual Handle Operation



Tube Rolling Machine

RR-24

- 16mm-76mm tube ring rolling machine
- 0.5-2mm tube wall thickness
- Bends thin wall mild steel/stainless steel, round, square & rectangular tube into circular or radius curves
- Roving foot pedal control with emergency stop
- 1.1kW / 1.5hp 240V motor

Includes:

Includes 9 Round tube dies, 16, 19, 22, 25, 32, 38, 51, 63, 76mm ✓
Includes 8 Square tube dies, 16, 19, 22, 25, 30, 38, 40, 50mm ✓



RR-24
\$1,690 ex GST
\$1,859 inc GST (\$882)

T Dollies (3 Piece Set)

- Zinc plated for long life
- Ø13mm x 100mm
- Ø19mm x 150mm
- Ø25mm x 200mm
- Post handles are 200mm long x 38.5mm wide x 6mm thick

CODE	ex GST	inc GST
S2242	\$45	\$49.50



Tapered T Dollies (3 Piece Set)

- Zinc plated for long life
- 2 x 8mm holes for storage
- Ø25.3 - Ø10mm x 140mm (200 x 40 x 9.8mm Handle)
- Ø37.5 - Ø10mm x 200mm (200 x 40 x 9.8mm Handle)
- Ø50.0 - Ø10mm x 280mm (250 x 40 x 11.8mm Handle)

CODE	ex GST	inc GST
S224	\$140	\$154



English Wheels

EWM-71

- 710mm throat capacity
- 1.2mm mild steel capacity
- 1.6mm Copper & aluminium cap.
- Top anvil Ø203 x 50mm
- Heat treated dies
- Includes 50, 76, 101, 152, 203, 254mm radius dies & 1 x flat die



CODE	ex GST	inc GST
S225A	\$500	\$550

EWM-89

- 890mm throat capacity
- 1.6mm mild steel capacity
- Top anvil Ø152 x 57mm
- 90° swivel roller head
- Heat treated dies
- Ball bearings in radius rollers
- Includes 60, 83, 127, 216 & 305mm radius dies & 1 x flat die



CODE	ex GST	inc GST
S2257	\$650	\$715

Metal Panel Restoration Machines

Planishing Hammer

PPH-51

- 500mm throat capacity
- 1.2mm mild steel capacity
- Pneumatic foot pedal operation
- Comes with 25, 50, 76mm radius anvils
- 875-1350 blows/min



CODE	ex GST	inc GST
S227A	\$240	\$264

Shrinker Stretcher

SHST-1.2

- 1 x set of shrinking dies
- 1 x set of stretching dies
- 1.2mm mild steel capacity



CODE	ex GST	inc GST
S226	\$490	\$539

Shrinker Stretcher

SHST-16D

- 1 x set of shrinking dies
- 1 x set of stretching dies
- 1.6mm mild steel capacity
- 200 x 165mm throat clearance (D x H)



CODE	ex GST	inc GST
S2265	\$770	\$847

Pipe Benders

MPB-2, PPB-2 & MPB-2SH

- 6 pipe formers (1/2", 3/4", 1", 1 1/4", 1 1/2", 2")
- Designed to work on its side as well as vertically (MPB-2 & PPB-2)
- Fitted with special long stroke 12 tonne hydraulic ram for one operation full bends and can be removed for use separately (MPB-2 & PPB-2)
- Hydraulic ram - 2 stage pump (MPB-2SH)
- Designed to work horizontally (MPB-2SH)
- Quick action flip over top frame (MPB-2SH)
- Portable on wheels (MPB-2SH)
- Spare formers and seal kits available

PB-2

- Includes (6) formers
- Built for heavy work
- Cast aluminium formers
- 12 tonne long stroke hydraulic jack

MPB-2



PPB-2



MPB-2SH



PB-2



MODEL		MPB-2	PPB-2	MPB-2SH	PB-2
ORDER CODE		P066	P065	P064	P075
Type		Manual	Manual/Air	Manual	Manual
Hydraulic Jack	Tonne	12	12	12 (2 Stage)	12
Formers	No./Size	6 (1/2" - 2")	6 (1/2" - 2")	6 (1/2" - 2")	6 (1/2" - 2")
Shipping Dim. (LxWxH)	cm	65x59x18	65x59x25	73x33x19	65x66x20
Weight	kg	41	43	62	50
PRICE	ex GST	\$170	\$250	\$320	\$1,170
PRICE	inc GST	\$187	\$275	\$352	\$1,287



BRAMLEY

■ Tube Bender - Round & Square

■ TBRS-25

- Suitable for 1.2mm wall thickness in mild steel
- 8 Formers • Weighs 30kg

■ Includes:

- 3/8", 1/2", 9/16", 5/8", 3/4", 7/8" Round formers
- 3/4" & 1" Square formers



CODE	ex GST	inc GST
T055	\$200	\$220

■ Pool Fence - Tube Bender

■ TBPf

- Ø5/8" tube to 180° at 100mm centres



CODE	ex GST	inc GST
T045	\$490	\$539

■ Optional Formers & Follow Rollers:

TYPE	Tube Ø	Former Ø	CODE	ex GST	inc GST
Former	5/8"	110mm	T045C	\$89.09	\$98.00
Follow Roller	5/8"	Suits T045C	T045D	\$44.00	\$48.40
Former	3/4"	110mm	T045B	\$108.18	\$119.00
Follow Roller	3/4"	Suits T045B	T045A	\$54.55	\$60.00

■ Tube Benders

■ TBRD & TBSQ

- Ideally suited for bending all sections of steel tube
- Includes 5 formers 1/2", 5/8", 3/4", 7/8", 1"

Type	CODE	ex GST	inc GST
Round	T051	\$650	\$715
Square	T050	\$890	\$979



Stand - (T054)
\$320 ex GST
\$352 inc GST

■ Optional Formers:

ORDER CODE	T047	T049	T052	TBFF
Former Type	Round Set	Square Set	Round	Flat bar on edge
Tube Capacity	1/2" - 1"	1/2" - 1"	1 1/8"	25 x 5mm
PRICE ex GST	\$480	\$720	\$230	\$220
PRICE inc GST	\$528	\$792	\$253	\$242

■ Tube Bender

■ TB-HYD

- Comes complete with 3 formers (1", 1 1/2", 2")
- Other sizes available (1 1/8", 1 1/4", 1 3/8", 1 5/8", 1 3/4", 1 7/8")
- Includes stand



MODEL	TB-HYD
ORDER CODE	T040
Capacity mm	1-2"
Formers	1, 1 1/2", 2"
Weight kg	55
PRICE ex GST	\$2,900
PRICE inc GST	\$3,190

BRAMLEY

■ Pipe Threading Machines

■ Beaver Series

- Compact portable design
- High speed threading • 240V
- Auto die head • Includes legs



Asada

MODEL	BEAVER 50	BEAVER 80	BEAVER 100
ORDER CODE	T022	T023	T024A
Capacity	1/2" - 2"	1/2" - 3"	1/2" - 4"
Weight kg	44	74	105
PRICE ex GST	\$4,150	\$6,140	\$11,140
PRICE inc GST	\$4,565	\$6,754	\$12,254

■ Bolt Threading Machine

■ BMT1

- 8-24mm capacity
- Fast bolt threading
- Heavy duty machine • 240V
- Metric or imperial dies available
- Includes legs, 2 Dies: 12mm (14-16mm)



MODEL	BMT1
ORDER CODE	T021
Capacity	8-24
Weight kg	44
PRICE ex GST	\$5,100
PRICE inc GST	\$5,610

Asada

Digital - Electric Pipe & Tube Benders

Overview

TB-42 & TB-60 digital - electric pipe & tube benders are accurate powerful bending machines. With the ability to bend large diameters as well as thin delicate pipes with optimum, constant bending radii without any pipe deformation. This compact & versatile pipe and tube bending unit represents great value for a minimal investment.

TB-42 & TB-60

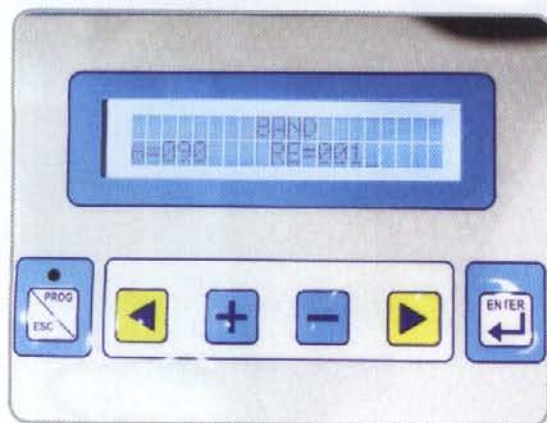
- Cast iron body tube bender
- User friendly digital control panel with microprocessor, allowing users to set the required bending angles. Capable of storing 50 programs with 9 bends per program
- Electric brake and automatic return to stop
- Designed to bend tube and pipe with constant bending radius without deformation
- Pipe formers consist of a die former & a follow roller to suit each size
- 210° maximum bending angle
- Includes formers: TB-42: (1/2", 3/4", 1" NB Pipe)
TB-60: (1/2", 3/4", 1", 1 1/4" NB Pipe)



TB-60 shown

TB-42
\$3,250 ex GST
\$3,575 inc GST (T604)

TB-60
\$3,950 ex GST
\$4,345 inc GST (T606)



Digital Control Panel

MODEL		TB-42	TB-60
ORDER CODE		T604	T606
Steel Tube (OD)	mm	Ø38 x 2	Ø51 x 2
Copper & Annealed Brass Tube (OD)	mm	Ø38 x 2	Ø51 x 2
Stainless Steel Tube (OD)	mm	Ø31.8 x 1.6	Ø38 x 1.6
Aluminium Tube (OD)	mm	Ø38 x 3	Ø51 x 3
Steel Pipe - Medium (NB)	mm	Ø1" x 1/8"	Ø1 1/4" x 1/8"
Centre Line Bending Radius		3 - 4 x Diameter	3 - 4 x Diameter
Motor Power	kW	0.65	1.1
Voltage	V	240	240
Dimensions (LxWxH)	cm	60 x 18 x 45	60 x 22 x 47
Weight	kg	94	107
PRICE	ex GST	\$3,250	\$3,950
PRICE	inc GST	\$3,575	\$4,345

Optional Accessories:



Optional Tube Former Die



Stand - (T603)
\$290 ex GST
\$319 inc GST



(T610)



(T620)

SUITS	TUBE FORMER SIZE	CODE	ex GST	inc GST
TB-42, TB-60	25.4, 31.8, 38mm	T610	\$1,090	\$1,199
TB-60	51mm	T620	\$850	\$935

Swage & Jenny Machine

SJ-22

- Heavy duty cast iron
- 0.7mm mild steel capacity
- 175mm throat
- 50mm shaft to centre



Includes:

- Wiring Rolls ✓
- Crimping Rolls ✓
- Edge Beading Rolls ✓
- Single Bead Rolls ✓
- Elbow Edging Rolls ✓

MODEL	SJ-22	
ORDER CODE	S640	
Mild Steel Capacity	mm	0.7
Throat Depth Max.	mm	175
Weight	kg	28
PRICE	ex GST	\$270
PRICE	inc GST	\$297

Swage & Jenny Machines



SJ-1

- Rigid cast iron construction
- Shafts driven by bronze gears
- Easy adjustment on lower shaft
- 187mm throat

Includes:

- Crimping Rolls ✓ Jenny Rolls ✓
- 2 x Set of Swaging Rolls ✓



SJ-2

- Heavy duty cast industrial machine
- Precision machined
- Quality design for long life
- Internal gears
- 240mm throat

Includes:

- Crimping Rolls ✓ Jenny Rolls ✓
- Swaging Rolls ✓ Necking Rolls ✓



MODEL	SJ-1		SJ-2	
ORDER CODE	S520		S521	
Mild Steel Capacity	mm	0.9	mm	1.6
Throat Depth Max.	mm	187	mm	240
Weight	kg	28	kg	46
PRICE	ex GST	\$1,240	ex GST	\$2,000
PRICE	inc GST	\$1,364	inc GST	\$2,200

Swage & Jenny Machines





Made in Turkey

IK-1.2

- Heavy duty cast iron frame
- Adjustable idle roll & side support
- 8 sets of standard rolls



IKMP-1.2, IBKS-2.5, IBKS-4.0

- Heavy duty cast iron construction
- 4 set standard rolls
- Adjustable side support
- Reduction motor with brake
- Roving foot pedal control
- Adjustable idle



IBKS-2.5



Made in Turkey

Includes: IK, IKMP, IBKS Series

- Necking Rolls ✓ Flanging Rolls ✓ Swaging Rolls ✓

MODEL		IK-1.2	IKMP-1.2	IBKS-2.5	IBKS-4.0
ORDER CODE		S642	S643	S644	S645
Mild Steel Capacity	mm	1.2	1.2	2.5	4.0
Shaft to Frame	mm	240	240	410	500
Roll Diameter	mm	62	62	96	126
Motor Power	kW/hp	Manual	0.75/1	1.5/2	2.2/3
Voltage	V	~	415	415	415
Shipping Dim. (LxWxH)	cm	56x22x50	90x45x135	140x55x112	170x57x120
Weight	kg	50	135	350	500
PRICE	ex GST	\$990	\$2,650	\$5,250	\$7,250
PRICE	inc GST	\$1,089	\$2,915	\$5,775	\$7,975

Lockseamer & Power Flanger

LS-20

- 0.4 - 1mm mild steel capacity
- Hardened form rolls & gears - 58HRC
- Hardened & ground shafts fitted with precision needle bearings
- Reinforced steel plate stand provides rigidity which eliminates drumming
- 1.1kW / 1.5hp, 240V motor
- Dual station fitted with pittsburgh rolls & double seam rolls
- Includes power flanger

MODEL	LS-20	
ORDER CODE	S730	
Mild Steel Capacity	mm	0.4 - 1mm
Stations	No.	5
Work Height	mm	810
Motor Power	kW/V	1.1/1.5
Voltage	V / Amp	240 / 10
Shipping Dim. (LxWxH)	cm	115 x 45 x 135
Weight	kg	148
PRICE	ex GST	\$3,590
PRICE	inc GST	\$3,949



Power Flanger



Dual Station



Lockseamer & Power Flanger

OZ-20

- Pittsburgh rolls are supplied as standard
- Hardened material guides
- Forming speed 5m/min maximum
- Extended shafts for optional rolls such as Double Seam and Drive Cleat
- Positive lubrication to all moving parts through grease nipples and oil holes
- Reinforced steel plate stand provides rigidity which eliminates drumming

MODEL	OZ-20	
ORDER CODE	S720	
Mild Steel Capacity	mm	0.4 - 0.9
Stations	No.	5
Work Height	mm	870
Motor Power	kW/V	1.1/1.5
Voltage	V / Amp	240 / 15
Shipping Dim. (LxWxH)	cm	104 x 42 x 112
Weight	kg	161
PRICE	ex GST	\$5,620
PRICE	inc GST	\$6,182



Australian Made

OZ FORM
MACHINERY



Includes: Pittsburgh Rolls & Flanger

Rolls & Flange	Capacity	Material used	Size
Pittsburgh Lock Rolls 6mm Pocket	0.4 - 0.9mm	25mm	8mm pocket
Right Angle Flange (standard)	0.4 - 0.9mm	6mm	5mm high

Optional Rolls to suit

Rolls	Capacity	Material used	Size
Double Seam Rolls (Type S)	0.4 - 0.9mm OZ-20 0.9 - 1.6mm OZ-16	25/32"mm	10mm seam
Drive Cleat Rolls	0.4 - 0.9mm OZ-20 0.9 - 1.6mm OZ-16	25/32"mm	28mm wide

Bench / Pedestal Grinders

150mm or 200mm
ATBG280/6 or ATBG600/8

240V



ABBOTT & ASHBY

G150 or G163

200mm
BG-8

240V or 415V



HAFCO

G161 / G161A

200mm
ATBG600/8WBM

240V



ABBOTT & ASHBY

G160A

250mm
BG-10

240V or 415V



HAFCO

G162 / G162A

225mm
BUFF-225
240V or 415V

G166 / G167



305mm
BG-12

415V

G164



HAFCO

200mm
BG8

240V



Linishall

G155

Bench Grinder Stands

- Sheet metal construction

MODEL	GSS-200	GSS-250H
ORDER CODE	G181	G181S
Suits Grinders mm	150-200	150-250
Height mm	810	810
Top Base mm	285 x 200	300 x 215
PRICE ex GST	\$90	\$130
PRICE inc GST	\$99	\$143



G181



HEAVY DUTY

G181S

MODEL	ATBG280/6	ATBG600/8	ATBG600/8WBM	BG8	BG-8	BG-10	BG-12	BUFF-225
ORDER CODE	G150	G160	G160A	G155	G161 / G161A	G162 / G162A	G164	G166 / G167
Brand	ABBOTT & ASHBY	ABBOTT & ASHBY	ABBOTT & ASHBY	Linishall	HAFCO	HAFCO	HAFCO	HAFCO
Wheel Size mm	150	200	200	200	200	250	305	225
Wheel Type	Grit Fine/Coarse	Fine/Coarse	Wire/Coarse	Fine/Coarse	Fine/Coarse	Fine/Coarse	Fine/Coarse	2 x MOPS
Spindle Shaft	M12 x 1.75mm	M16 x 2mm	M16 x 2mm	M16 x 2mm	5/8" x 11TPI	1" x 8TPI	1" x 8TPI	Tapered
Work Light	- / ✓	-	-	✓	-	-	-	-
Wheel Dresser	- / ✓	-	-	✓	-	-	-	-
Coolant Tray	- / ✓	-	-	✓	-	-	✓	-
Magnifier Shield	- / ✓	-	-	✓	-	-	-	-
Includes Stand	- / ✓	-	-	-	-	-	✓	✓
Warranty Months	24	24	24	12	12	12	12	12
Motor Power kW/hp	0.25 / 1/3	0.18 / 3/4	0.18 / 3/4	0.75 / 1	0.75 / 1	1 / 1.3	2.2 / 3	0.75 / 1
Voltage V	240	240	240	240	240 or 415	240 or 415	415	240 or 415
Shipping Dim. (LxWxH) cm	38 x 23 x 24	48 x 31 x 29	48 x 30 x 29	48 x 31 x 29	52 x 34 x 30	77 x 40 x 44	80 x 47 x 82	83 x 48 x 67
Weight kg	15	20	20	20	21	49	119	69
PRICE ex GST	\$100	\$180	\$190	\$190	\$270	\$470	\$990	\$650
PRICE inc GST	\$110	\$198	\$209	\$209	\$297	\$517	\$1,089	\$715

Grinder - Linisher

- Includes coolant tray, light & wheel dresser
- Unique adjustable oval eye shields with magnifying glass




The Ultimate Linishing Tool

Tilting table & Mitre Guide
(L085)

ABBOTT & ASHBY
Ø200mm Grinder (G160)

Ø200mm Grinder only
\$180 ex GST
\$198 inc GST (G160)



PA Multitool

MODEL	LA-362	LA-364	LA-482	LA-484	LA-484B	LA-CSJ	LA-TTA
ORDER CODE	L085	L087	L088	L089	L090	L083	L086
Type	Linishing Attachment	Linishing Attachment	Linishing Attachment	Linishing Attachment	Linishing Attachment	Chisel Sharpening Jig	Tilting table & mitre guide
Belt Size (WxL) mm	50 x 915	100 x 915	50 x 1220	100 x 1220	100 x 1220		
Disc Dia. mm	Ø175	Ø175	Ø175	Ø175	Ø1" Bore Ø175		
PRICE ex GST	\$200	\$290	\$330	\$350	\$370	\$100	\$70
PRICE inc GST	\$220	\$319	\$363	\$385	\$407	\$110	\$77

Linishall

MODEL	BG8-915
ORDER CODE	G156
Belt Size mm	36" x 2"
Grinding Wheel mm	200
Motor Power kW/hp	0.75 / 1
Voltage V	240
PRICE ex GST	\$420
PRICE inc GST	\$462

Linisher - Radius Master RM-48 Series 2

Multi-station belt grinder "1 Tool Does the Lot"

Pedestal Model - RM-48
\$1,940 ex GST
\$2,134 inc GST (L096)

- RM-48**
- 7 Work Stations
- 3 x Plus better belt life
- Tracks even narrow belts
- Superior design gives 20 plus year life expectancy
- 2 Year commercial warranty

Includes:

- Tilting top stand & base plate
- Tool rest
- Notching tilt table
- 1 x zirconia belt
- 5 contact wheels (Ø25-200mm)

Belt Size: 50 x 1220mm
Speed: 3000rpm, 914mpm
Motor: 1.5kW/2hp 240V Weight: 49.5kg



Australian Made



Exported worldwide

Bench Model - RM-48
\$1,760 ex GST
\$1,936 inc GST (L096B)

ROTATES IN SECONDS



Accurate tracking produces sharp corners on quick release toolrest



Back belt grinding & de-burring even with narrow belts



Small wheel selection for notching and contouring



Tilting table for contouring and pipe notching



Hollow grinding & micro finishing on 8" precision ground wheel



Flat grinding on platen

Optional Accessories: **VARIABLE SPEED MODEL AVAILABLE**



Platen Table (L097)
\$69 ex GST
\$75.90 inc GST



Mobile Base
\$225 ex GST
\$247.50 inc GST (L098)
Also suits Select-A-Rad



Hollow Grinding Jig
\$350 ex GST
\$395 inc GST (L097A)



Produces a hollow grind that follows the contour of the knife's cutting edge

Linisher/Notcher - Select-A-Rad SR-483 Series 2

Multi-Purpose Linisher/Notcher "Versatile Performance"

Select-A-Rad SR-483
\$1,980 ex GST
\$2,178 inc GST (L099)

- SR-483**
- 4 Work Stations
- 3 x Plus better belt life
- Produces quality chatter free finishes on stainless steel
- Superior design gives 20 plus year life expectancy
- 2 Year commercial warranty

Includes:

- Tilting top stand & base plate
- 1 x zirconia belt
- Tool rest, Notching tilt table & fence
- 2 contact wheels (Ø80 & 80mm (5 sizes available))

Belt Size: 75 x 1220mm
Speed: 3375rpm, 1028mpm
Motor: 1.5kW/2hp 240V Weight: 51kg



VARIABLE SPEED MODEL AVAILABLE



Exported worldwide



Australian Made

ROTATES IN SECONDS



Quick action cartridge change



Internal Tube de-burring



Tilting table for contouring and pipe notching



Vertical facing position



Hollow grinding & micro finishing on 8" precision ground wheel



Accurate tracking produces sharp corners on quick release toolrest

CONTACT WHEEL CARTRIDGES: suit Select-A-Rad 483

ORDER CODE	L099B	L099C	L099D	L099F	L099H
Size Ø mm	25	32	38	50	75
PRICE ex GST	\$135	\$135	\$138	\$140	\$160
PRICE inc GST	\$148.50	\$148.50	\$151.80	\$154.00	\$176.00

Linisher / Belt Sanders

BS-48, L-100, BS-76, BS-152

- High performance 2800rpm linishing machines
- Quick change belt system
- 100mm outlets for dust extraction
- Tilting head
- Overload protection on motors
- Price includes Stand



BS-48
\$450 ex GST
\$495 inc GST (L1185)



L-100
\$750 ex GST
\$825 inc GST (L114)



BS-76
\$690 ex GST
\$759 inc GST (L119)

BS-152
\$890 ex GST
\$979 inc GST (L120)

MODEL		BS-48	L-100	BS-76	BS-152
ORDER CODE		L1185	L114	L119	L120
Belt Size	mm	100 x 1220	100 x 1500	75 x 2000	150 x 2000
Motor Power	kW/hp	1.5 / 2	1.5 / 2	3 / 4	4 / 5
Voltage	V	240	240	415	415
Shipping Dim. (LxWxH)	cm	65 x 40 x 47	76 x 50 x 54	74 x 49 x 116	71 x 54 x 116
Weight	kg	49.5	74	93	109
PRICE	ex GST	\$450	\$750	\$690	\$890
PRICE	inc GST	\$495	\$825	\$759	\$979



Tilting Head



Platen Plate Sanding

Linishers

L-1520 & L-1520

- 1.1kW 240V or 415V motor
- 1520x100mm belt size
- 175x100mm idler size
- Complete with isolation switch
- Comes with a heavy duty sheet metal pedestal stand

MODEL		L-1520	L-1520
ORDER CODE		L095	L094
Belt Size	mm	1520 x 100	1520 x 100
Idler Size	mm	175 x 100	175 x 100
Motor / Voltage	kW/V	1.1 / 415	1.1 / 240
PRICE	ex GST	\$1,250	\$1,350
PRICE	inc GST	\$1,375	\$1,485



Australian
Made

Linishall



BENCH
MODELS
AVAILABLE

Metal - Wood Dust Collector

DCM-200

- Ideal for multiple applications (metal or wood)
- Quick-action clamp to remove filter bag
- Portable on wheels • 2 x 100mm dust inlets

DCM-200
\$690 ex GST
\$759 inc GST (W322)



Optional Hose:

4 Metres Flame Retardant Hose (Suitable for Metals)

CODE	ex GST	inc GST
W322A	\$150	\$165



MODEL		DCM-200
ORDER CODE		W322
Air Flow	CFM	1200
Inlets	No./mm	2 / 100
Filtration Bag	µm	30
Motor Power	kW/hp	1.5 / 2
Voltage	V / Amp	240 / 15
Shipping Dim. (LxWxH)	cm	53x61x107
Weight	kg	82

LINISHING BELTS

ALUMINIUM OXIDE
Suitable for Wood or Metal

ZIRCONIA
Suitable for Metal

* Prices not shown (see website)

BELT (LxW)	GRIT	40	60	80	100	120	PRICE ex GST	PRICE inc GST
915 x 50mm (3 per Pack)	Al Oxide	A8000	A8001	A8002	A8003	A8004	\$6.00	\$6.60
	Zirconia	A8009	A8010	A8011	A8012	A8013	\$12.00	\$13.20
915 x 100mm (3 per Pack)	Al Oxide	A8016	A8017	A8018	A8019	A8020	\$10.00	\$11.00
	Zirconia	A8023	A8024	A8025	A8026	A8027	\$20.00	\$22.00
1220 x 50mm (3 per Pack)	Al Oxide	A8030	A8031	A8032	A8033	A8034	\$8.00	\$8.80
	Zirconia	A8037	A8038	A8039	A8040	A8041	\$16.00	\$17.60
1220 x 100mm (3 per Pack)	Al Oxide	A8044	A8045	A8046	A8047	A8048	\$15.00	\$16.50
	Zirconia	A8051	A8052	A8053	A8054	A8055	\$30.00	\$33.00
1220 x 150mm (3 per Pack)	Al Oxide	A8058	A8059	A8060	A8061	A8062	\$18.00	\$19.80
	Zirconia	A8065	A8066	A8067	A8068	A8069	\$18.00	\$19.80
1500 x 100mm (3 per Pack)	Al Oxide	A8072	A8073	A8074	A8075	A8076	\$34.00	\$37.40
	Zirconia	-	-	A60408	A60410	-	\$9.00	\$9.90
1524 x 100mm (1 per Pack)	Al Oxide	-	-	A60408Z	A60410Z	-	\$17.00	\$18.70
	Zirconia	-	-	-	-	-	\$9.00	\$9.90
(1 per Pack) 2000 x 75mm (3 per Pack)	Al Oxide	A79304	A79306	A79308	-	-	\$30.00	\$33.00
	Zirconia	A8079	A8080	A8081	A8082	A8083	\$27.00	\$29.70
2000 x 150mm (1 per Pack)	Al Oxide	A79604Z	A79606Z	A79608Z	A79610Z	-	\$16.00	\$17.60
	Zirconia	-	-	-	-	-	\$20.00	\$22.00
2260 x 150mm (1 per Pack)	Al Oxide	A90604	A90606	A90608	A90610	A90612	-	-
	Zirconia	-	-	-	-	-	-	-
2515 x 150mm (1 per Pack)	Al Oxide	-	A99606	A99608	A99610	A99612	-	-
	Zirconia	-	-	-	-	-	-	-

SANDING DISCS (Qty x 3 discs per pack)

ALUMINIUM OXIDE

ZIRCONIA

* Prices not shown
(see website)

DISCS (Ø)	GRIT	40	60	80	100	120	PRICE ex GST	PRICE inc GST
Ø150mm	Al Oxide	-	A5312	A5313	A5314	-	\$4.50	\$4.95
Ø178mm	Al Oxide	-	A5332	A5333	A5334	A5335	\$6.00	\$6.60
	Zirconia	-	A5342	-	-	A5344	\$10.00	\$11.00
Ø228mm	Al Oxide	-	A5352	A5353	A5354	A5355	\$8.00	\$8.80
	Zirconia	-	A5362	-	-	A5365	\$15.00	\$16.50
Ø305mm	Al Oxide	A5371	A5372	A5373	A5374	A5375	\$12.00	\$13.20
	Zirconia	-	A5382	-	-	A5385	\$17.00	\$18.70
Ø350mm	Al Oxide	A5391	A5392	A5393	A5394	A5395	\$15.00	\$16.50
Ø380mm	Al Oxide	A5401	A5402	A5403	A5404	A5405	\$15.00	\$16.50

VELCRO BACKING DISCS

CODE	A0600	A0700	A0900	A1200	A1400	A1500
Size Ø	150mm	178mm	228mm	305mm	350mm	380mm
PRICE ex GST	\$17	\$18	\$19	\$25	\$32	\$35
PRICE inc GST	\$18.70	\$19.80	\$20.90	\$27.50	\$35.20	\$38.50

BUFFING SOAPS

SOAP	CODE	TYPE	PRICE ex GST	PRICE inc GST
	G323	Grey - Auscut CUTTING COMPOUND - Rough Cut for all metals	\$9.00	\$9.90
	G320	Brown - Tripoli AT3 GP. COMPOUND - all metals	\$9.00	\$9.90
	G325	White - Super Finish FINAL POLISH COMPOUND - High shine for all metals	\$9.00	\$9.90
	G327	Light Blue - Steelbrite POLISH COMPOUND - High Lustre for plastics & Die Casts	\$12.00	\$13.20
	G329	Green - Chrome POLISH COMPOUND - Ultra finish for Copper, S/S & Brass	\$15.00	\$16.50
	G330	Cream - Vonax POLISH COMPOUND - High Lustre for Plastic & Perspex	\$13.64	\$15.00

TAPERED BUFFING SPINDLES

16 x 2mm Pitch
to suit 8" A&A Grinders

1" x 8TPI
to suit HAFCO 10 & 12" Grinders

CODE	TYPE	PRICE ex GST	PRICE inc GST
G184	16 x 2mm Left/Hand	\$22.73	\$25
G184A	16 x 2mm Right Hand	\$22.73	\$25
G172	1" x 8TPI Left/Hand	\$62.73	\$69
G173	1" x 8TPI Right Hand	\$62.73	\$69

SCOTCHBRITE BELTS

GRIT	915 x 50mm	1220 x 50mm
Super Fine	A36203	A48203
Fine	A36202	A48202
Medium	A36201	A48201
Coarse	A36200	A48200
PRICE ex GST	\$18	\$25
PRICE inc GST	\$19.80	\$27.50

BELT CLEANING STICK

CODE	G183
PRICE ex GST	\$6
PRICE inc GST	\$6.60

WHEEL DRESSERS

CODE	G189	G189A
Type	Diamond 0.5CT 3/8" x 4"	Rotary No. 1
PRICE ex GST	\$20	\$20
PRICE inc GST	\$22	\$22

GRINDING WHEELS

CODE	G168	G170	G169	G171
Dia. (mm)	150	200	150	200
TYPE	Silicon Carbide	White - Alox	White - Alox	White - Alox
PRICE ex GST	\$22.73	\$31.82	\$22.73	\$31.82
PRICE inc GST	\$25	\$35	\$25	\$35

White - Alox: For High Speed Steel (80Grit)
Silicon Carbide: For Tungsten Carbide (80Grit)

WIRE WHEELS

Brass coated steel wire
Suits Ø13 & 26mm arbors

CODE	G187	G188
Dia. (mm)	150	200
PRICE ex GST	\$19.09	\$22.73
PRICE inc GST	\$21	\$25

BUFFING MOPS

TYPE	50 Fold Loose Leaf Mop	2 Section Stitched Mop
CODE	G186A	G175
Dia. (mm)	200	250
PRICE ex GST	\$25	\$50
PRICE inc GST	\$27.50	\$55

BUFFING KIT

SYD179	1 x roughing mop & 1 x finishing mop
	1 x 16mm Taper Spindle
	1 x Green Compound
	Suits most 200mm bench grinders
CODE	G185
Diameter (mm)	200
PRICE ex GST	\$39
PRICE inc GST	\$42.90

Manual Surface Grinder

SG-340

- Precision grinding machine with minimal workshop space required
- Ball bearing table slides providing smooth action
- Vertical dial graduations 0.01mm
- Cross travel graduations 0.025mm
- Magnetic chuck 300 x 150mm
- 550W / 3/4hp 240V motor
- Angular contact spindle bearings that eliminates vibration enabling precision grinding
- Includes: Cabinet stand

SG-340
\$2,850 ex GST
\$3,135 inc GST (G203)

Includes
STAND



MODEL	SG-340	
ORDER CODE	G203	
Chuck Size	mm	300 x 150
Max. Longitudinal Table Traverse	mm	340
Max. Cross Table Traverse	mm	170
Max. Spindle to Table	mm	275
Wheel Diameter	mm	180
Vertical Graduations	mm	0.025
Vertical Graduations /Rev.	mm	1.25
Motor Power	kW / hp	550 / 3/4
Voltage	V	240
Weight	kg	314
PRICE	ex GST	\$2,850
PRICE	inc GST	\$3,135

Manual / Hydraulic Surface Grinders

SG-820, SG-820H

- Hydraulic longitudinal table travel on model SG-820H only
- Quality castings and Precision Japanese P4 ball bearing supporting the spindle
- Coolant system with nozzle and flow control valve
- Cast iron machine body and stand for maximum rigidity and smooth operation
- Manual one shot lubrication pump
- Wheel balancing stand and arbor
- Table Feed 460 x 220mm (SG-820)
- Table Feed 450 x 220mm (SG-820H)
- Magnetic Chuck 400 x 200mm
- Diamond wheel dresser
- Halogen work light

SG-820H - HYDRAULIC
\$7,950 ex GST
\$8,745 inc GST (G220)



LONGITUDINAL
 TABLE FEED

SG-820 - MANUAL
\$4,950 ex GST
\$5,445 inc GST (G218)



MODEL	SG-820		SG-820H
ORDER CODE	G218		G220
Operation	Manual/Hydraulic	Manual	Hydraulic
Chuck Size	mm	400 x 200	400 x 200
Max. Longitudinal Table Traverse	mm	460	450
Max. Cross Table Traverse	mm	220	220
Max. Spindle to Table	mm	465	465
Wheel Diameter	mm	200	200
Vertical Graduations	mm	0.01	0.01
Vertical Graduations /Rev.	mm	1.25	1.25
Motor Power	kW / hp	1.1 / 1.5	1.1 / 1.5
Voltage	V	415	415
Weight	kg	720	750
PRICE	ex GST	\$4,950	\$7,950
PRICE	inc GST	\$5,445	\$8,745

Precision Automatic Surface Grinders

BMT Series

- Spindle contains P4 grade pre-loaded precision angular contact bearings. The spindle and motor are dynamically balanced
- Automatic pressure lubrication system to slide-ways and screws with timer adjustment providing optimum machine conditions
- High-tensile ribbed cast iron base and column tempered and stress relieved for maximum rigidity and minimum vibration
- Automatic down-feed AD5 controller and rapid UP/DOWN system (G244, G248, G250)
- V-way slides are coated with Turcite-B to minimise friction between slides
- Design and quality assurance exceeds DIN, JIS and ISO standards

Standard Accessories: (G244, G248, G250)

- Electro-magnetic chuck with demagnetizer
- Cross/vertical micro feed
- Balancing arbor & balancing stand
- Parallel dresser
- Wheel flange
- AD 5 Controller
- Coolant system & work light

AD5 Features: (G244, G248, G250)

- 2-step grinding procedure: roughing – finishing
- Minimum incremental feed 0.001mm
- Plunge and surface grinding
- Preset spark out
- Rapid auto return to home positions



Optional Accessories:

- Magnetic separator for coolant system, Radius forming attachment, Dust extraction system, Auto paper strip, Filter & Punch former



BMT-3060AH
\$24,750 ex GST
\$27,225 inc GST (G248)

OTHER
 MODELS
 AVAILABLE

MODEL		BMT-1545AH	BMT-2045AH	BMT-2550AH	BMT-2550AH	BMT-3060AH	BMT-4080AH
ORDER CODE		G242	G243	-	G244	G248	G250
Magnetic Chuck Size	mm	450 x 150	450 x 200	500 x 250	500 x 250	600 x 300	800 x 400
Table Travel (X & Y)	mm	500 x 185	500 x 235	550 x 270	550 x 270	670 x 340	860 x 450
Spindle Centre to Table	mm	450	450	500	500 (opt. 600)	500 (opt. 600)	550
Longitudinal Feed	M/min	5 ~ 25	5 ~ 25	5 ~ 25	5 ~ 25	5 ~ 25	5 ~ 25
Cross Feed - Hand Wheel	(mm/rev.) / (mm /grad.)	5 / 0.02	0.5 / 0.02	5 / 0.02	4 / 0.02	5 / 0.02	5 / 0.02
Cross Feed - Automatic	mm	0.1-12	0.1-12	0.1-12	0.1-12	0.1-20	0.1-20
Cross Feed - Rapid	mm/min	900	900	900	900	900	900
AD5 Automatic Controller	Manual / Automatic	Manual	Manual	Manual	AD 5 Automatic	AD 5 Automatic	AD 5 Automatic
Vertical Automatic Down Feed	mm/Time	-	-	-	0.001-0.099	0.001-0.099	0.001-0.099
Vertical Feed - Hand Wheel	(mm/rev.) / (mm /grad.)	2 / 0.01	2 / 0.01	2 / 0.01	2 / 0.005	2 / 0.005	2 / 0.005
Vertical Feed - Rapid	(mm/min)	450	450	450	450	450	220
Wheel Speed	rpm	2900	2900	2900	2900	1450	1450
Grinding Wheel Dimensions	mm	180 x 13 x 31.75	180 x 13 x 31.75	180 x 13 x 31.75	200 x 20 x 31.75	355 x 38 x 127	355 x 50 x 127
Motor Power	kW/hp	1.5 / 2	1.5 / 2	1.5 / 2	1.5 / 2	3.75 / 5	3.75 / 5
Voltage	V	415	415	415	415	415	415
Shipping Dim. (LxWxH)	cm	212 x 146 x 195	212 x 146 x 200	212 x 146 x 200	214 x 150 x 200	228 x 180 x 206	276 x 228 x 215
Weight	kg	1100	1150	1550	1550	1950	3350
PRICE	ex GST	\$16,950	POA	POA	\$21,950	\$24,750	\$34,950
PRICE	inc GST	\$18,645	POA	POA	\$24,145	\$27,225	\$38,445

Universal D-BIT Grinder

D-BIT

- Diamond wheel size 100 x 50 x 20mm
- Halogen Light 12V
- Spindle speed 3600rpm
- Taper angles 0 - 180°
- Relief angle 0 - 45°
- Negative angle 0 - 26°

Includes:

- Wheel dresser with diamond ✓
- End mill grinding attachment ✓
- Drill grinding attachment ✓
- Lathe grinding attachment ✓
- Diamond wheel ✓
- Aligning finger ✓
- Wheel flange mounted ✓
- Collets included: 6, 8, 10, 12, 16mm, 1/4", 3/8", 1/2" & 5/8" ✓

D-BIT

\$1,249 ex GST
\$1,373.90 inc GST (G1975)



Includes:



MODEL ORDER CODE		D-BIT G1975
Taper Angle	deg	0-180
Relief Angle	deg	0-45
Negative Angle	deg	0-26
Spindle Speed	rpm	3600
Motor Power	W	180
Voltage	V	240
Shipping Dim. (LxWxH)	cm	55 x 40 x 41
Weight	kg	52

Universal Tool & Cutter Grinder

TM-6025Q

- The operating table is mounted on a high-precision linear ball slide rail which ensures that the table is stable and easy to operate
- The main head can rotate 360°
- Precision built with high grade castings
- Forward/Reverse switch on both motors (240 Volt)
- Adjustable limit stops on longitudinal travel
- Includes motorised work head, Tailstock & 150mm Diamond dish grinding wheel

TM-6025Q

\$3,600 ex GST
\$3,960 inc GST (G198)



Includes:

- End Mill Grinding Attach. ✓
- Drill Grinding Attach. ✓
- 4MT Dividing Attach. ✓
- 4MT Arbors & Lathe Tool Holders ✓
- 5C Collets 6,8,10,12,16,20,25mm ✓
- Lathe Tool Grinding Holder ✓
- Saucer Grinding Wheel ✓
- Spanners & Manual ✓



MODEL ORDER CODE		TM-6025Q G198
Maximum Grinding Capacity	Ø mm	250
Longitudinal Travel X-Axis	mm	400
Cross Travel Y-Axis	mm	150
Vertical Head Travel Z-Axis	mm	120
Swivel Head Capacity	deg	360°
Grinding Wheel Speed	rpm	5000
Centre Height	mm	135
Centre Distance	mm	450
Spindle Head Taper	MT	4
Table Size	mm	680 x 130
Motor Power - Grinding Head	kW/hp	0.37/ 0.5
Voltage	V	240
Shipping Dim. (LxWxH)	cm	73 x 71 x 71
Weight	kg	212

Air Compressors



Maxus X-Lite

- Lightweight and rust-free aluminium twin stack tanks
- 240V Induction motor
- 10A plug - can be run off a generator (Min. 2.4KVA)
- Dual air outlets (Nitro type couplers)
- Indexing regulator for precise air pressure control
- Aircraft aluminium alloy twin tanks (C322/A only)
- Lightweight - with carry handle making it very portable
- Very quiet - only 85dB making it suitable for indoor use
- Oil free pump for virtually maintenance free operation



MODEL		MAXUS	MAXUS	MAXUS
ORDER CODE		C321	C322	C322A
Drive Type		DIRECT	DIRECT	DIRECT
Tank Size	Litres	4	9.5	15
Pressure	PSI	125	135	150
Cylinders		1	1	1
Motor (240V)	hp / Amps	0.5 / 10	1.0 / 10	1.8 / 10
CFM	(at 90PSI)	0.7	2.0	4.9
Dimensions (LxWxH)	cm	60 x 60 x 30	90 x 67 x 37	87 x 40 x 71
Weight	kg	13.6	13.6	25
PRICE	ex GST	\$260	\$400	\$700
PRICE	inc GST	\$286	\$440	\$770

Air Compressor ROSS

RAV2.75/36

- Perfect for the home workshop. Direct drives even saves you space to easily store in the garage.
- Direct driven air compressor
- 2.75HP motor 36 litre tank
- Free air delivery 205 litres/min
- V-Twin pump design
- Regulator with twin outlet
- Cast iron cylinder barrel for longer life
- Manufactured to Australian standards



MODEL		RAV2.75/36
ORDER CODE		C327
Drive Type		DIRECT
Tank Size	Litres	36
Free Air Delivery	L/min	205
Cylinders		V-Twin
Motor	hp / Amps	2.75
Voltage	V / Amps	240 / 10
Shipping Dim. (LxWxH)	cm	70 x 70 x 40
Weight	kg	40
PRICE	ex GST	\$380
PRICE	inc GST	\$418

Air Compressors - Hi-Flow Series

SUPER & SS Series

- Quality, slow-running, efficient compressors suitable for home or factory use
- Long lasting Cast Iron pumps with stainless steel valves



SUPER 16 - 58L Tank



SUPER 16 - 120L Tank



SS30 Industrial



MODEL		SUPER 12	SUPER 16	SUPER 16	SS25	SS30	SS40
ORDER CODE		C340	C342	C345	C330	C332	C335
Drive Type		BELT	BELT	BELT	BELT	BELT	BELT
Tank Size	Litres	58	58	120	150	150	250
Displacement	CFM / L/min	12.3 / 348	16.0 / 453	16.0 / 453	23.6 / 668	33 / 934	41 / 1160
Free Air Delivery	CFM / L/min	8.4 / 238	11.6 / 328	11.6 / 328	16.3 / 461	21.5 / 609	29 / 821
Cylinders		2	3	3	2	3	2
Pump Type		V-Twin	W-Triple	W-Triple	V-Twin	W-Triple	V-Twin
Motor Power	kW / hp	1.65 / 2.2	2.25 / 3	2.25 / 3	4.12 / 5.5	5.62 / 7.5	7.5 / 10
Voltage	V / Amps	240 / 10	240 / 15	240 / 15	415 / 15	415 / 15	415 / 20
Shipping Dim. (LxWxH)	cm	101 x 38 x 74	100 x 40 x 74	150 x 50 x 95	150 x 60 x 105	150 x 60 x 110	155 x 70 x 130
Weight	kg	74	84	84	120	160	220
PRICE	ex GST	\$725	\$840	\$1,200	\$1,810	\$2,150	\$3,050
PRICE	inc GST	\$797.50	\$924	\$1,320	\$1,991	\$2,365	\$3,355

Refrigerated Air Dryers

ACT Series

- Available for all size compressors
- Ideal for where clean dry air is a must
- Complete with automatic condense drain
- 3 micron "Pre" filter required

Filters to suit from
\$210 ex GST \$231 inc GST each

MODELS	ACT 5T	ACT 8T	ACT 12T
ORDER CODE	C544	C545	C546
Flow Rate CFM	19	30	42
PRICE ex GST	\$1,550	\$1,640	\$1,700
PRICE inc GST	\$1,705	\$1,804	\$1,870



Compressor Pumps

C12 (12.3CFM) Twin Cylinder

CODE	ex GST	inc GST
C397	\$270	\$297

C16 (16CFM) Triple Cylinder

CODE	ex GST	inc GST
C399	\$390	\$429



SV202 (16CFM) Cast Iron

CODE	ex GST	inc GST
C394V	\$500	\$550



K25 (20.5CFM) 2- Stage

CODE	ex GST	inc GST
C395	\$770	\$847



Full range of pumps available

Industrial Air Compressors

TM Series

- The TM Series is Pilot Air's most popular series of air compressors which are suited to those trades and occupations that need a reliable and durable source of air
- There are 5 models available with sizes from 185 - 329L/min FAD and working pressures up to 1000KPA
- The TM Series has high quality and oversized components to give the air compressor longer, trouble-free life with less wear & tear. Twin cast iron cylinder, Italian made compressor pumps
- Australian made tanks to AS1210



Heavy Duty - K25SDL

- Exceptional durability and efficiency make these 240V compressors suitable for any heavy duty industrial use
- 2-stage pump
- Slow rewinding
- Maximum pressure up to 1100kpa



Petrol Driven - K Series

- Full engine idle down control and unloading for an economical and long life
- Air discharge relief valve for easy starting in any condition
- HONDA powered engines
- Electric start standard on K25P & K30P



Silenced Air Compressors - KSI Series

- Steel cabinets lined with acoustic foam to deaden noise and maximise cooling air flow
- Thermostat-controlled cooling combined with over-temp. protection ensure correct operation
- K-Series db(A) ranges approx. 63 to 68
- An external air receiver is required - ask us for the right receiver to suit your compressor



✓ Diesel models available

MODEL		TM300	TM325	TM450	K17P	K25P	K25SDL	K17SI	K30SI	K50SI
ORDER CODE		C501	C503	C505	C506	C507	C511	C540	C542	C543
Tank Capacity	Litre	45	58	58	58	100	100	25	No Receiver	No Receiver
Cylinders / Stages		2 / 1	2 / 1	2 / 1	2 / 1	2 / 2	2 / 2	2 / 1	2 / 2	2 / 2
Max. Pressure	PSI / KPA	145 / 1000	145 / 1000	145 / 1000	145 / 1000	160 / 1100	160 / 1100	145 / 1000	160 / 1100	160 / 1100
Free Air Delivery	L/min	185	204	328.6	308	457	289	292.6	681	888
Motor Power	kW / hp	1.65 / 2.25	1.65 / 2.25	2.2 / 3	HONDA GX160	HONDA GX290	2.25 / 3	2.25 / 3	5.5 / 7.5	7.5 / 10
Motor	V / Amp	240 / 10	240 / 10	240 / 15	-	-	240 / 15	415	415	415
Shipping Dim. (LxWxH)	cm	142 x 47 x 98	142 x 47 x 98	142 x 47 x 98	120 x 46 x 80	140 x 46 x 95	142 x 47 x 98	73 x 64 x 110	90 x 64 x 110	90 x 64 x 110
Weight	kg	70	70	70	65	118	70	147	182	220
PRICE	ex GST	\$720	\$750	\$950	\$1,500	\$2,950	\$1,320	\$2,800	\$4,250	\$5,600
PRICE	inc GST	\$792	\$825	\$1,045	\$1,650	\$3,245	\$1,452	\$3,080	\$4,675	\$6,160

Industrial 415V Compressors

K Series

- Pilot Air has over 30 years experience providing reliability & versatility in the compressed air industry
- Two stage Italian made compressor pumps with after-cooler and intercooler for greater free air delivery and higher pressure
- Cast iron cylinders and stainless steel valves give long life, high efficiency & reliability
- 3-year warranty on Italian pumps, 12 months warranty on other components, backed by Nationwide service network
- Supplied with high pressure, high temp resistant hoses for durability
- TEFC motors with auto stop/start control
- Performance tested to AS 4637 • Australian made tanks to AS1210
- Custom built compressors available on request



K30V



K50

✓ 3-year warranty on pumps

ROTARY
SCREW
COMPRESSORS
AVAILABLE

VERTICAL AIR RECEIVERS

- 100 - 588L available
- Australian made to AS1210

Please call for more information

100 Litre from

CODE	ex GST	inc GST
C549	\$550	\$605



MODEL		K25/21	K30	K30V	K50	K60	K100
ORDER CODE		C521	C525	C526	C529	C532	C535
Tank Capacity	Litres	147	147	176	216	267	316
Cylinder / Stages		2 / 2	2 / 2	2 / 2	2 / 2	V4 / 2	V4 / 2
Max. Pressure	PSI / KPA	160 / 1100	160 / 1100	160 / 1100	160 / 1100	160 / 1100	160 / 1100
Free Air Delivery	L/min	454	681	681	888	1353	1913
Motor	kW/hp/V	4 / 5.5 / 415	5.5 / 7.5 / 415	5.5 / 7.5 / 415	7.5 / 10 / 415	11 / 15 / 415	15 / 20 / 415
Shipping Dim. (LxWxH)	cm	147x58x96	148x58x113	90x65x205	155x61x126	177x68x126	205x68x126
Weight	kg	155	180	190	260	350	398
PRICE	ex GST	\$2,200	\$2,700	\$2,900	\$3,700	\$5,850	\$8,000
PRICE	inc GST	\$2,420	\$2,970	\$3,190	\$4,070	\$6,435	\$8,800

Retractable Hose Reels



WR-2



AR-2



AR-P10



AR-HD1



DR2121



AW2150




AW2101

MODEL		WR-2	AR-2	AR-P10	AR-HD1	DR2121	AW2150	AW2101
ORDER CODE		H050	H052	H045	H040	H011	H0101	H0102
Brand		HAFCO	HAFCO	PUMA	HAFCO	macnaught	macnaught	macnaught
Hose Type	WATER / AIR	WATER	AIR	AIR	AIR	WATER	AIR	AIR
Hose Length	Metres	20	20	15	20	18	15	20
Hose Internal Diameter	mm	Ø12.7	Ø10	Ø9.5	Ø10	Ø12.5	Ø10	Ø10
PRICE	ex GST	\$85	\$100	\$130	\$240	\$210	\$210	\$260
PRICE	inc GST	\$93.50	\$110	\$143	\$264	\$231	\$231	\$286

Spray Guns

Star
NEW CENTURY



WORKQUIP

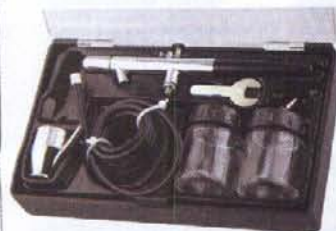
P102G



MODEL	Size / Type	CODE	ex GST	inc GST
S-2R	0.3mm Gravity Feed - Round Pattern	S322	\$120	\$132.00
S-2F	0.8mm Gravity Feed - Flat Pattern	S323	\$120	\$132.00
P102G	1.4, 1.8 & 2.5mm Gravity Feed	S326	\$110	\$121.00
S-106	2.0mm Gravity Feed	S317	\$150	\$165.00
V3 Pro 4000	1.4mm Gravity Feed - Professional	S312	\$210	\$231.00
P102	1.8 & 2.5mm Suction Feed/Pot Hi-Pres.	S325	\$85	\$93.50
V3 Pro 2000	2.0mm Suction Feed/Pot	S320	\$220	\$242.00

Air Brush Kit

- 1 x Metal Air Brush
- 2 x Glass Jars



CODE	ex GST	inc GST
S346	\$36	\$39.60

Air Accessory Kit



- Spray gun - gravity type
- Degreasing gun with pot
- Tyre inflator with gauge
- Dusting gun with self coil hose

CODE	ex GST	inc GST
S445	\$36	\$39.60

Re-Coil Air Hose

- Includes one-touch coupling & plug



SIZE	CODE	ex GST	inc GST
7.5 Metres x 10mm	H019	\$18	\$19.80

Air Dust Guns

SIZE	CODE	ex GST	inc GST
100mm	A250	\$10	\$11.00
325mm	A251	\$13	\$14.30
100mm	S440	\$20	\$22.00



Spray Gun Kit

TM

- HVLP gravity feed spray gun & a touch-up gun complete with regulator (HVLP High volume low pressure)
- 1 x Gravity Feed 1.7mm needle
- 1 x Gravity Feed 1.0mm needle
- 1 x Regulator
- Operating pressure 29-50psi
- Consumption 3.5 - 7.1cfm

CODE	ex GST	inc GST
S344	\$90	\$99



Air Regulators

SMC

- SMC regulators include bracket & gauge

Model	Thread Size	CODE	ex GST	inc GST
SMC AW30-02B	1/4"	A220	\$68.00	\$74.80
SMC AW40-04BG	1/2"	A275	\$117.27	\$129.00



Industrial PVC Air Hose - Ø10mm

- Hose fitted with quick change couplings
- Working temperature -40C to 65C
- Maximum working pressure 300psi

HOSE LENGTH	CODE	ex GST	inc GST
10mm x 15 Metres	H008	\$30	\$33.00
10mm x 30 Metres	H009	\$50	\$55.00



Tyre Gauges

Inflator with Dial Gauge

CODE	ex GST	inc GST
A259	\$29	\$31.90

Professional Inflator with Roller Gauge

CODE	ex GST	inc GST
A264	\$69	\$75.90



High-Flow Air Fittings

TM

- NOTE: more fittings available online

TYPE	Description	CODE	ex GST	inc GST
High-Flow	1/4" BSP Female Coupling	F920	\$7	\$7.70
High-Flow	1/4" BSP Male Coupling	F921	\$7	\$7.70
High-Flow	Ø3/8" Hose Tail Coupling	F923	\$7	\$7.70
High-Flow	1/4" Female Adaptor (pkt 2)	F920B	\$6	\$6.60
High-Flow	1/4" Male Adaptor (pkt 2)	F921B	\$6	\$6.60
High-Flow	Ø3/8" Tail Adaptor (pkt 2)	F923B	\$6	\$6.60
Standard	Ø3/8"-1/4" Tail/Male (pkt 2)	F803	\$6.36	\$7.00
Standard	Ø3/8"-1/4" Tail/Female (pkt 2)	F811	\$7.73	\$8.50
Standard	Ø1/4" Male/Female In-line valve	F930	\$13	\$14.30
High-Flow	5 piece 1/4" BSP Set 1 x female, 3 x male, 1-Touch 1/4" BSP male coupling	F918	\$18	\$19.80
High-Flow	Splitter 1/4" BSP	F924	\$14	\$15.40

Pneumatic Tools



CODE	PROFESSIONAL SERIES:	ex GST	inc GST
A038A	Air Drill with 3/8" Chuck Reversible 1800rpm	\$49	\$53.90
A082	Air Nibbler 1.6mm CAP	\$69	\$75.90
A086	Air Shear 1.6mm CAP	\$79	\$86.90
A066	Belt Sander 10 x 330mm	\$99	\$108.90
A037	Air Tool Oil (500ml)	\$14.54	\$16.00
Belts below only suit (A066)			
A066A	Belt 60 grit - Pkt 5	\$10	\$11.00
A066C	Belt 120 grit - Pkt 5	\$10	\$11.00
A066D	Belt 240 grit - Pkt 5	\$10	\$11.00
A066E	Belt Med. Scotchbrite - Pkt 3	\$15	\$16.50

Pneumatic Tool Kits

Air Micro Die Grinder Set 17 Piece

- 60,000rpm 4.2CFM consumption
- 10 stones, 1/8" collet & inline oiler
- Grinder body dim. 140 x ø15.5mm



CODE	ex GST	inc GST
A052	\$59	\$64.90

Ratchet Wrench Kit 3/8"

- 8,10,12,13,14,17,19mm Sockets
- 3/8 - 3/8 Flex Coupler & 50mm Ext.
- 3/8 - 1/4 x 50mm Hex Bit Adaptor



CODE	ex GST	inc GST
A049	\$54	\$59.40

Die Grinder 14 Piece (A051)

- 10 grinding stones • 3 & 6mm collets
- Cushion grip handle



CODE	ex GST	inc GST
A051	\$39	\$42.90

Impact Wrench Kit 1/2"

- 1/2" Impact wrench • Inline oiler
- 10 sockets (9-27mm)



CODE	ex GST	inc GST
A047	\$60	\$66.00

Air Hammer Chisel Set

- 8CFM • Max Air Pres. 90psi
- 5 chisels & retainer spring



CODE	ex GST	inc GST
A050	\$35	\$38.50

Impact & Ratchet Wrench Kit 1/2"

- 1/2" Impact wrench & Ratchet wrench
- 10 sockets (9-27mm) • Inline oiler



CODE	ex GST	inc GST
A048	\$79	\$86.90

Air Pop Rivet Kit 3/32"- 3/16"

CODE	ex GST	inc GST
A046	\$125	\$137.50

- Includes replacement seal kit



Air Tool Kit - 34-Piece

- 1/2" Impact Wrench
- 3/8" Ratchet Wrench
- 1/4" Die Grinder
- Air Hammer/Chisel



CODE	ex GST	inc GST
A053	\$160	\$176.00

Workshop Hydraulic Presses

- Ideal for removing and installing - bushing, ball-joints, bearings, gears, pulleys, etc
- Hydraulic operation
- High strength steel construction
- Adjustable table height
- Include bending plates

HP-20

- 20 Tonne bottle jack with spring return

PP-20

- 20 Tonne hydraulic ram and hand pump
- Adjustable sliding head up to 320mm travel between the vertical post
- Removable ram & pump
- Includes pressure gauge

HPT-30P, HPT-40P

- 30 Tonne ram (P1475)
- 40 Tonne ram with spring return (P149)
- Pneumatic / Hydraulic operation
- Adjustable sliding head up to 230mm (P1475)
- Includes pressure gauge

HP-50

- 50 Tonne ram
- Hydraulic operation, 2-stage hand pump
- Spring return on ram
- Winch for table rise and fall
- Includes pressure gauge



HP-20 20 Tonne
\$270 ex GST
\$297 inc GST (P144)



PP-20 20 Tonne
\$360 ex GST
\$396 inc GST (P143)



HPT-30P 30 Tonne
\$510 ex GST
\$561 inc GST (P1475)



HPT-40P 40 Tonne
\$690 ex GST
\$759 inc GST (P149)



HP-50 50 Tonne
\$990 ex GST
\$1,089 inc GST (P148)

MODEL		HP-20	PP-20	HPT-30P	HPT-40P	HP-50
ORDER CODE		P144	P143	P1475	P149	P148
Capacity	Tonne	20	20	30	40	50
Ram Stroke	mm	110	140	150	170	220
Width Between Front Posts	mm	505	550	480	660	815
Width Between Side Posts	mm	~	~	~	180	210
Max. Ram to Table	mm	920	950	940	1100	680
Shipping Dim. (LxWxH)	cm	160 x 25 x 45	146 x 25 x 36	157 x 28 x 35	200 x 50 x 30	192 x 105 x 44
Weight	kg	89	104	127	240	326
PRICE	ex GST	\$270	\$360	\$510	\$690	\$990
PRICE	inc GST	\$297	\$396	\$561	\$759	\$1,089

Trade Hydraulic Presses

- Ideal for working with bushing, ball-joints, bearings, gears, pulleys, etc
- High strength steel construction
- Adjustable table height
- Include bending plates

HDP-15, HDP-35

- 15 Tonne hydraulic ram (P127)
- 35 Tonne hydraulic ram (P129)
- Adjustable horizontal ram position with spring return
- Screw type rapid approach on ram
- Heavy duty winch for table rise and fall
- Includes pressure gauge, V-blocks & centres for shaft straightening

HDP-15 15 Tonne
\$1,490 ex GST
\$1,639 inc GST (P127)



SLIDING RAM

HDP-35 35 Tonne
\$2,690 ex GST
\$2,959 inc GST (P129)



PP-10HD, HPM-30, HPM-50

- 10 Tonne hydraulic ram (P141)
- 30 Tonne pneumatic / hydraulic ram (P130M)
- 50 Tonne motorised ram 1.5kW / 2hp 240V motor (P131M)
- Adjustable horizontal ram position
- Heavy duty winch for table rise and fall (P131M)
- Includes pressure gauge & V-blocks

Bench Model

PP-10HD 30 Tonne
\$320 ex GST
\$352 inc GST (P141)



SLIDING RAM

HPM-30 30 Tonne
\$950 ex GST
\$1,045 inc GST (P130M)



PNEUMATIC & HYDRAULIC OPERATION

SLIDING RAM

HPM-50 50 Tonne
\$3,250 ex GST
\$3,575 inc GST (P131M)




MOTORISED HYDRAULIC OPERATION

MODEL		PP-10HD	HDP-15	HDP-35	HPM-30	HPM-50
ORDER CODE		P141	P127	P129	P130M	P131M
Capacity	Tonne	10	15	35	30	50
Ram Stroke	mm	180	130	130	165	200
Width Between Front Posts	mm	340	628	790	535	730
Width Between Side Posts	mm	95	140	208	138	205
Max. Ram to Table	mm	335	840	730	1035	1050
Shipping Dim. (LxWxH)	cm	75 x 53 x 16	195 x 90 x 45	195 x 110 x 50	192 x 78 x 27	202 x 100 x 32
Weight	kg	52	226	380	207	412
PRICE	ex GST	\$320	\$1,490	\$2,690	\$950	\$3,250
PRICE	inc GST	\$352	\$1,639	\$2,959	\$1,045	\$3,575

Bush Driver Set

PDS-2B

- Designed for pressing bearings & seals
- Size: 10-12, 12-14, 14-16, 15-17, 16-18, 18-20, 20-22, 22-24, 25-27, 28-30, 30-34, 32-36, 36-40, 38-42mm
- Driver handle length: 115 & 140 & 160mm
- Manufactured from aluminium



CODE ex GST inc GST
P030 \$38 \$41.80

Bearing Race & Seal Driver Set

PDS-3BS

- Includes 9 discs to fit common wheel bearing sizes with the other side of the discs for driving seals
- Discs sizes 39.5, 59, 72, 44.5, 63, 76, 50, 65, 81mm & 1 x Extension
- Manufactured from aluminium



CODE ex GST inc GST
P031 \$55 \$60.50

Industrial Hydraulic Presses

HP & HPM Series

- Heavy duty welded steel fabricated frame
- Strong hydraulic cylinder ensures precise pressing during operation
- Horizontal sliding ram via hand wheel with cam action locks (HPM Series only)
- Fitted with pressure gauge
- Safety overload valve
- Hydraulic joystick control lever
- Powerful TEFC motors
- Heavy duty one piece table plate insert
- Extra heavy duty table support with high tensile setting pins
- Adjustable table height using lifting chains via the hydraulic ram
- Includes vee-block and lifting chains
- Supplied with hydraulic oil

HP-63T
\$4,250 ex GST
\$4,675 inc GST (P400)



Table Height Adjustment via Ram



MODEL		HP-63T / HPM-63T	HP-100T / HPM-100T	HP-150T / HPM-150T	HP-200T / HPM-200T	HP-300T / HPM-300T
ORDER CODE		P400 / P400M	P402 / P402M	P404 / P404M	P406 / P406M	P408 / P408M
Capacity	Tonne	63	100	150	200	300
Working Pressure	mpa	30	30	30	30	35
Width Between Front Posts	mm	895	1050	1100	1050	1190
Max. Ram to Table	mm	1000	1010	900	890	995
Ram Stroke	mm	325	390	390	350	350
Cylinder Diameter	mm	80	140	160	220	360
Working Speed	mm/sec	6.2	7.6	4.9	3.9	5.9
Motor Power	kW/hp	4 / 5.5	7.5 / 10	7.5 / 10	7.5 / 10	22 / 30
Voltage	V	415	415	415	415	415
Shipping Dim. (LxWxH)	cm	193 x 93 x 205	197 x 105 x 223	202 x 112 x 216	228 x 113 x 221	253 x 122 x 256
Weight	kg	980 / 1060	1650 / 1845	1950 / 2200	2250 / 2680	3700 / 3900
PRICE	ex GST	\$4,250 / \$4,990	\$6,500 / \$7,350	\$8,500 / \$9,250	\$9,750 / \$10,250	\$14,500 / \$15,500
PRICE	inc GST	\$4,675 / \$5,489	\$7,150 / \$8,085	\$9,350 / \$10,175	\$10,725 / \$11,275	\$15,950 / \$17,050

Industrial Hydraulic Presses

DPM Series

- Easy to use and powerful press for most applications, choose from one of the models 60 - 150 Tonne that best suits your requirements
- Ideal for repairs & assembly work, for the repair of axles, shafts, and press fit of bearings and bushings
- Heavy duty hydraulic cylinder ensures precise pressing during operation
- Heavy duty welded steel fabricated frame
- Automatic 2-speed operation fast approach, slow bend
- Pressure gauge fitted to frame for convenience
- Safety overload valve incorporated in hydraulic system
- Built to CE regulations
- Hydraulic joystick control lever enables fast approach slow bend
- Safety contactor switch with overload protection
- Tables can be adjusted for height using chains and hydraulic ram
- Includes heavy duty Vee-blocks



DPM1040
\$6,500 ex GST
\$7,150 inc GST (P134)




Table Height Adjustment with Chains DPM Series



Joystick Pressure Control DPM Series

MODEL		DPM1040	DPM1070	DPM1570
ORDER CODE		P134	P136	P138
Press Power	Tonne	60	100	150
Width Between Front Posts	mm	1040	1070	1570
Ram Stroke	mm	250	300	300
Diameter of Piston Arm	mm	180 x 120	220 x 160	280 x 200
Advance Speed	mm/sec	8	8	9
Working Speed	mm/sec	4	5	5
Return Speed	mm/sec	10	10	10
Motor Power	kW/hp	4 / 5.5	7.5 / 10	11 / 14.5
Voltage	V	415	415	415
Shipping Dim. (LxWxH)	cm	176 x 75 x 210	210 x 105 x 220	255 x 105 x 227
Weight	kg	800	1500	2100
PRICE	ex GST	\$6,500	\$8,500	\$13,950
PRICE	inc GST	\$7,150	\$9,350	\$15,345

Arbor Presses



AP Series

- Heavy-duty construction
- Cast iron frame
- Four-position anvil
- Square ram



MODEL		AP-1	AP-2	AP-3	AP-5
ORDER CODE		P118	P119	P120	P1205
Capacity	Tonne	1	2	3	5
Throat Depth	mm	100	140	150	200
Throat Height	mm	125	200	320	485
Table Slot (min/max)	mm	16/16/16/28	23/23/23/38	29/29/29/43	70/40/30/20
Shipping Dim. (LxWxH)	cm	28 x 14 x 35	46 x 20 x 47	47 x 22 x 57	72 x 36 x 88.5
Weight	kg	17	39	69	160
PRICE	ex GST	\$80	\$150	\$250	\$690
PRICE	inc GST	\$88	\$165	\$275	\$759

Parts Washers

APW-22 - Bench Model (22 Litre Tank)

- This portable solvent tank features a removable shelf, a sealed re-circulating motor and a flexible hose
- The hinged lid incorporated a fusible link that automatically shuts in the event of a flash fire
- The 240V pump provides a flow of approximately 113 Litres/hour
- 13 Litre solvent capacity
- Tank size 398 x 298 x 210mm
- Weight 7.5kg

APW-22 (22 Litre Tank)
\$75 ex GST
\$82.50 inc GST (A370)



APW-14 - Wall/Bench Mount (14 Litre Tank)

- Includes extendible legs for mounting on bench. Good for wall mounting to save operating space
- Suitable for rapid cleaning of small mechanical parts, motor parts etc
- The 240V pump provides a flow of approximately 114 Litres/hour
- 14 Litre solvent capacity • Includes an internal light & cleaning gun with brush
- Overall dimensions 545 x 650 x 630mm
- Weight 24.5kg

APW-14 (14 Litre Tank)
\$180 ex GST
\$198 inc GST (A369)



APW-76 - Floor Model (76 Litre Tank)

- Heavy duty welded steel unit offers plenty of room for medium size parts, features a removable shelf, a sealed re-circulating motor and a flexible hose
- The hinged lid incorporated a fusible link that automatically shuts in the event of a flash fire
- The 240V pump provides a flow of approximately 180 Litres/hour
- 45 Litre solvent capacity
- Tank size 700 x 480 x 250mm
- Weight 32kg

APW-76 (76 Litre Tank)
\$150 ex GST
\$165 inc GST (A368)



APW-140 - Floor Model (140 Litre Tank)

- Heavy duty welded steel unit offers plenty of room for large size parts, features a removable shelf, a sealed re-circulating motor and a flexible hose
- The hinged lid incorporated a fusible link that automatically shuts in the event of a flash fire
- The 240V pump provides a flow of approximately 180 Litres/hour
- 85 Litre solvent capacity
- Tank size 1060 x 520 x 270mm
- Weight 42kg

APW-140 (140 Litre Tank)
\$220 ex GST
\$242 inc GST (A374)



Optional Accessories:

APW-BR
230mm Brush with Flexible Hose

CODE	ex GST	inc GST
A376	\$10	\$11



Parts Cleaner - Concentrate

Dilution Rate 1 : 10

Haeco Metalmaster Parts Cleaner is a water-based, safer alternative to solvent based de-greaser. It is formulated for cleaning and de-greasing engineering and industrial parts and washable surfaces. Adjust the concentration within the suggested range to achieve desired result.

MODEL	PWC5	PWC20
ORDER CODE	A378	A377
Size	Litres 5	20
Makes	Litres 50	200
PRICE	ex GST \$36	\$130
PRICE	inc GST \$39.60	\$143.00



PWC5


PWC20

Industrial Floor Fan 240V

FD-45 - Ø450mm

- 180W 240V motor 1350rpm
- 120 cub M/min flow rate
- Strong chrome guard
- 3-speed control
- Swivels to 90°
- 3 blades

FD-45 Floor Fan
\$90 ex GST
\$99 inc GST (F026)



Swivels to 90°



3-speed control

Industrial Fans 240V

WF-75 & PF-75 - Ø750mm

- 3-speed control, 280W, 1440rpm motor
- 750mm blade diameter (3 blade design)
- Flow rate 290m³/min
- Oscillates to 90°
- Chrome blade guards

WF-75 (Wall Mount)
\$160 ex GST
\$176 inc GST (F030)



PF-75 (Pedestal)
\$160 ex GST
\$176 inc GST (F032)



Portable Industrial Axial Flow Fan 240V

AF-30

- 520W 240V motor 2800rpm
- 60 cub M/min Flow rate
- 300mm diameter
- Handle in top for portability
- Chrome blade guard
- Ideal for fume extraction

AF-30 Axial Flow
\$150 ex GST
\$165 inc GST (F050)



Heavy duty handle with On-off switch

PVC Air Duct - 5M x Ø300mm

DH-30

- Suits AF-30 axial flow fan



Air Duct Hose
\$90 ex GST
\$99 inc GST (F051)



Extendable to 5 metres

Industrial Wet & Dry Vacuum Cleaners

WDV-30L - 30 Litre

- 1000W 240V motor
- Portable on wheels
- 30 Litre Stainless steel tank
- Wet & Dry Vacuum system
- 2500mm length hose, Ø40mm
- 53 L/sec flow

Includes:

- 1 Brush
- 1 Crevice tool
- 1 Dry floor nozzle
- 1 Wet floor nozzle

WDV-30L (30 Litre)
\$190 ex GST
\$209 inc GST (V503)



WDV-80L - 80 Litre

- 2000W 240V motor
- Portable on wheels
- Large 80 Litre stainless steel tank
- Wet & Dry Vacuum system
- 2500mm length hose, Ø40mm
- Two separate motors
- 106 L/sec flow

Includes:

- 1 Brush
- 1 Crevice tool
- 1 Dry floor nozzle
- 1 Wet floor nozzle

WDV-80L (80 Litre)
\$380 ex GST
\$418 inc GST (V510)



Sandblast Cabinets

SBP-215

- Portable hopper on wheels
- 19 litre hopper capacity
- Industrial blasting gun & 2 metres of hose
- Includes 1/16" & 1/8" air jet
- 1/16" air jet requires 6cfm
- 1/8" air jet requires 25cfm

SBP-215
\$170 ex GST
\$187 inc GST (\$334)

SBP-215 INSIDE HOPPER SIZE
Ø270 x 520mm approx



SB-100

- Portable but rugged steel cabinet
- Acrylic protective screen with replaceable shield
- Recommended to be used with dust collector
- Recommended to use 1 x 25kg abrasive grit
- Recommended Free Air Delivery: 254L/min. @ 100psi
- Complete with internal low-voltage light, extra replacement shield, gloves, gun and ceramic tips

SB-100
\$180 ex GST
\$198 inc GST (\$288)

SB-100 INSIDE CABINET SIZE
(LxWxH) 590 x 500 x 300-360mm



SB-200

- Heavy-duty steel cabinet, includes stand and hopper
- Acrylic protective screen with replaceable shield
- Stands approx. 1.4 metres high
- Recommended to be used with dust collector
- Recommended to use 2 x 25kg abrasive grit
- Recommended Free Air Delivery: 340L/min. @ 100psi
- Complete with internal low-voltage light, tempered glass screen with replacement shields, gloves, gun & ceramic tips



SB-200
\$270 ex GST
\$297 inc GST (\$289)

SB-200 INSIDE CABINET SIZE
(LxWxH) 835 x 510 x 360-550mm

SB-375

- Pressure valve control with gauge
- LED control panel
- 2 doors for easy access with safety interlocks
- Stands approx. 1.65 metres high
- Includes dust extraction
- Recommended to use 3 x 25kg abrasive grit
- Recommended Free Air Delivery: 340L/min. @ 100psi
- Complete with internal low-voltage light, tempered glass screen with replacement shields, gloves, gun & ceramic tips



SB-375
\$890 ex GST
\$979 inc GST (\$300)

SB-375 INSIDE CABINET SIZE
(LxWxH) 940 x 600 x 340-580mm

Includes
DUST
EXTRACTION

Consumables

GARNET BEAD

Suitable on all metals for fine honing, de-burring, & jet cutting



TYPE	CODE	ex GST	inc GST
#30-60 Medium	S296	\$25	\$27.50
#20-40 Coarse	S295	\$25	\$27.50

INDA GLASS BEAD

Precise control for peening, cleaning, finishing, & de-burring processes (25kg)



CODE	ex GST	inc GST
S297	\$45	\$49.50

PORTABLE SAND BLAST KIT

- Includes gun and hose



CODE	ex GST	inc GST
S335	\$34	\$37.40



Type	CODE	ex GST	inc GST
Work SHIELD FILM suits SB-100	SC100	\$2.27	\$2.50
WORK SHIELD FILM suits SB-200 & SB-375	SC004	\$2.27	\$2.50
GLOVES suits SB-100, 200, 375, 420 & 990	2SC0035	\$33.00	\$36.30
BLAST GUN	6SC0042	\$37.50	\$41.25
4.5mm NOZZLE	6SC0059	\$5.45	\$6.00
5.0mm NOZZLE	6SC0060	\$5.45	\$6.00
6.0mm NOZZLE	6SC0061	\$5.45	\$6.00
7.0mm NOZZLE	6SC0062	\$5.45	\$6.00

SB-420

- Foot operated industrial blast gun
- Powder coated steel construction
- 2 side doors and front opening panel for easy access
- Stands 1675mm high
- Built in 240V motor vacuum & filter system at rear of sandblast cabinet
- Recommended to use 3 x 25kg abrasive grit
- Recommended Free Air Delivery: 680L/min. @ 100psi
- Complete with gloves, air regulator, internal low-voltage light, air industrial duty blast gun with ceramic tips & extra replacement shield

SB-420
\$1,190 ex GST
\$1,309 inc GST (\$302)

SB-420 INSIDE CABINET SIZE
(LxWxH) 1200 x 600 x 340-570mm



Includes
DUST
EXTRACTION

Sandblast Cabinet

SBC-990

- Foot operated industrial blast gun
- Gas struts with 2 x safety interlocks
- Stands 1770mm high
- Built in 240V motor vacuum & filter system
- Recommended to use 3 x 25kg abrasive grit
- Recommended Free Air Delivery: 680L/min. @ 100psi
- Complete with gloves, air regulator, internal low-voltage light, air industrial duty blast gun with ceramic tips & extra shield



SBC-990
\$1,690 ex GST
\$1,859 inc GST (\$305)

SBC-990 INSIDE CABINET SIZE
(LxWxH) 1175 x 885 x 625-845mm

Consumables

Consumables to suit SB-420 / SBC-990	CODE	ex GST	inc GST
FILM - For light (SB-420)	3SC0005	\$1.59	\$1.75
FILM - Front screen (SB-420)	SC004	\$2.27	\$2.50
FILM - For light (SBC-990)	7SC0030	\$3.50	\$3.85
FILM - Front screen (SBC-990)	7SC0024	\$2.27	\$2.50
NOZZLE 6mm Ceramic (SB-420/SBC-990)	3SC0206	\$7.00	\$7.70
NOZZLE 7mm Ceramic (SB-420/SBC-990)	3SC0207	\$7.00	\$7.70
GLOVES - Heavy Duty (SB-420/SBC-990)	2SC0035	\$33.00	\$36.30
GUN (SB-420/SBC-990)	3SC0300	\$60.00	\$66.00
AIR JET & Sleeve (SB-420/SBC-990)	7SC5155	\$20.00	\$22.00

Sandblast Cabinets

Model A & B

- Semi automatic dust collection
- Door safety interlock switch
- Quality Australian manufacture
- 240V motor
- Heavy duty industrial unit



Australian Made



FIORA METAL PRODUCTS
M.P. Designed & Manufactured in W.A.



MODEL B

Model B
\$8,000 ex GST
\$8,800 inc GST (\$287)

Model A
\$11,000 ex GST
\$12,100 inc GST (\$285)

INSIDE CABINET SIZE
(LxWxH) 900 x 750 x 800mm

INSIDE CABINET SIZE
(LxWxH) 1500 x 1050 x 950mm

Electric Motors - 240V

- 240V TEFC motors
- Reversible motors
- Foot mounted

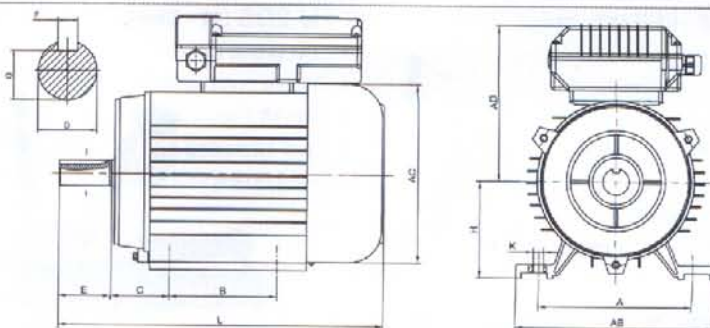


CMG
SOLUTIONS, not just products

SHAFT	hp	Amp	rpm	MODEL	CODE	ex GST	inc GST
Ø5/8"	1	10	1410	CWC3703C	E050	\$240	\$264
Ø3/4"	2	10	1440	CWC3708B	E096	\$340	\$374
Ø3/4"	2.2	15	2800	CWC3971B	E082	\$320	\$352
Ø24mm	3.2	15	1440	CW24220	E097	\$400	\$440
Ø3/4"	3.2	15	2800	CWC3971E	E098	\$360	\$396

Electric Motors - 240V

- 240V TEFC motors
- Reversible motors
- Thermal overload with manual reset
- Foot mounted



SHAFT	hp	Amp	rpm	MODEL	CODE	ex GST	inc GST
Ø5/8"	1	10	1440	EM1-14	E040	\$160	\$176
Ø19mm	2	10	1440	EM2-14	E092	\$210	\$231
Ø19mm	2.5	15	2800	EM25-28	E084	\$200	\$220
Ø19mm	3	15	2800	EM3-28	E112	\$230	\$253

Size	Mounting Dimensions (mm)									Overall Dimensions (mm)			
	A	B	C	D	E	F	G	H	K	AB	AC	AD	L
E040	125	100	50	15.9	40	4.8	13	80	10	155	156	160	295
E084	140	100	56	19	50	6	16	90	10	168	174	155	320
E092	140	125	56	19	50	6	16	90	10	168	174	155	345
E112	140	125	56	19	50	6	16	90	10	168	174	155	345

Vehicle Positioning Jacks - 680kg

VJ-680

- Includes set of two jacks
- 680kg load capacity per jack
- 340-620mm working range
- 280mm ram stroke
- Hydraulic foot operated pump
- 4 x heavy duty swivelling wheels

NEW RELEASE



CODE	ex GST	inc GST
A332	\$230	\$253

Engine Stand - 450kg

ESS-450

- 450kg capacity
- Steel frame
- Four caster wheels
- Two front wheels swivel
- Centre height 790mm
- Support mount rotates 360°
- Multi-position lock
- Weight 24kg



CODE	ex GST	inc GST
A341	\$75	\$82.50

Engine Stand - 907kg

HES-907F

- 907kg capacity
- Heavy duty construction
- Five swivel caster wheels
- Fold-up legs for storing
- Centre height 815mm
- Support mount rotates 360°
- Weight 47kg



CODE	ex GST	inc GST
A340	\$150	\$165

Transmission Jack

TJ-500

- 500kg capacity
- Swivel 2 stage lift with safety chains
- 2 Way tilt 15° / back 7°
- Maximum Height - 1850mm
- Minimum Height - 870mm
- Max turning angle of rest slide +40°
- Includes a removable extension handle



CODE	ex GST	inc GST
A345	\$540	\$594

Vehicle Axle Stands (Set of 2)

AS-3000 & AS-4500

- Quick adjustment ratchet
- Sold in pairs



MODEL		AS-3000	AS-4500
ORDER CODE		A343	A344
Capacity	Tonne	3000	4500
Min./Max. Height	mm	310-482	408-638
PRICE	ex GST	\$71.82	\$120
PRICE	inc GST	\$79.00	\$132

Hydraulic Garage Jacks Australian Standards Approved

HJ-2 (2T - Steel)

- A must for the home workshop, farm & garage use
- Sturdy steel fabricated construction



MODEL	HJ-2
ORDER CODE	J040
Lifting Capacity	Tonne 2
Min.-Max. Height	mm 125-500
Weight	kg 40
PRICE	ex GST \$160
PRICE	inc GST \$176

HJ-2DS (2T - Steel)

- Low profile design
- Double pump piston design
- High lift
- Steel fabricated
- Trade quality



MODEL	HJ-2DS
ORDER CODE	J041
Lifting Capacity	Tonne 2
Min.-Max. Height	mm 110-510
Weight	kg 45
PRICE	ex GST \$250
PRICE	inc GST \$275

HJ-1DA (1T - Aluminium)

- Single aluminium front roller to prevent markings on floors
- Alloy construction, 18kg
- Low profile design
- Fast double pump 3.5 strokes to fully raise



ALLOY

MODEL	HJ-1DA
ORDER CODE	J042
Lifting Capacity	Tonne 1
Min.-Max. Height	mm 90-450
Weight	kg 18
PRICE	ex GST \$350
PRICE	inc GST \$385

HJ-16DA (1.6T - Aluminium)

- Alloy construction, weight's 26kg
- Twin wide aluminium front rollers to prevent markings on floors
- Dual pump allowing easy quick lift action
- Easy handle pumping and release mechanisms
- 95mm low profile



ALLOY

MODEL	HJ-16DA
ORDER CODE	J043
Lifting Capacity	Tonne 1.6
Min.-Max. Height	mm 95-490
Weight	kg 26
PRICE	ex GST \$350
PRICE	inc GST \$385

Swivel Truck Crane - 450kg

TCS-450

- 450kg capacity
- Swivels 360°
- Adjustable boom
- Weight 50kg



Mobile Girder Rail - 1 Tonne

MGT-1T

- 1 Tonne lifting capacity
- 2500 - 3600mm adjustable height
- 4 x swivel wheels with brakes
- 76mm I beam width

MODEL	MGT-1T	
ORDER CODE	C188	
Load Capacity	kg	1000
Beam Height	mm	2500-3600
Inside Width	mm	2300
Ship Dim. (LxWxH)	cm	228 x 52 x 21
Weight	kg	136
PRICE	ex GST	\$590
PRICE	inc GST	\$649



Engine Cranes - 1 Tonne

HC-1T & HPC-1T


- Double action manual hydraulic pump (HC-1T)
- Pneumatic or manual hydraulic operation (HPC-1T)
- Portable on six swivelling caster wheels with T-bar handle
- Adjustable lifting boom: 250kg, 500kg, 750kg or 1000kg
- Supplied with lifting chain & hook with safety latch
- Fold-up legs for storage
- Long stroke hydraulic ram
- Meets Australian standards

HCH-1T

- Manual hydraulic pump
- Long stroke hydraulic lifting ram with fine adjustment release valve
- 125mm smooth running polyurethane wheels
- Steel fabricated 1-piece base & wide legs for extra stability
- Adjustable lifting boom: 700kg, 800kg, 900kg or 1000kg
- Includes swivel & rotating hook
- Push T-bar handle
- Meets Australian standards



HC-1T & HPC-1T



MODEL	HC-1T	HPC-1T	HCH-1T
ORDER CODE	A350	A351	A357
Lifting Capacity	Tonne	1	1
Operation Type	Type	Hydraulic	Pneumatic & Hydraulic
Ship Dim. (LxWxH)	cm	165x60x26	140x95x19
Weight	kg	95	109
PRICE	ex GST	\$250	\$290
PRICE	inc GST	\$275	\$319

Motorcycle Lifter - 454kg

MLR-454

- Foot operated lever action hydraulic pump to lift platform
- Ramp can be detached from platform allowing closer access to bike
- Foot operated lever to lower platform
- Front wheel locking vice to assist bike stability
- Adjustable front support arms with two screw stabilisers
- Four castor wheels, (front wheels swivel)



MODEL	MLR-454	
ORDER CODE	A349	
Load Capacity	kg	454
Platform Length/Ramp	mm	1800 / 2570
Platform Width	mm	570
Min./Max. Height Adj.	mm	220-760
Shipping Dim. (LxWxH)	cm	188 x 74 x 32
Weight	kg	176
PRICE	ex GST	\$480
PRICE	inc GST	\$528

Chain Blocks

- Safety catch on swivel hook • Ball bearing load wheel
- High resistance G80 load chain • Double safety brake pawls

MODEL		CB-103	CB-106	CB-203
ORDER CODE		C152	C153	C154
Capacity	Tonne	1	1	2
Lift Height	metres	3	6	3
Shipping Dim. (LxWxH)	cm	28 x 21 x 19	36 x 26 x 21	33 x 25 x 17
Weight	kg	13	19	18
PRICE	ex GST	\$90	\$120	\$140
PRICE	inc GST	\$99	\$132	\$154

HAFCO



Girder Trolleys

- Suits I-beams & universal beams • Ball bearing wheels

MODEL		GT-1T	GT-2T
ORDER CODE		C183	C184
Capacity	Tonne	1	2
Beam Width	mm	64 - 203	88 - 203
PRICE	ex GST	\$80	\$110
PRICE	inc GST	\$88	\$121



Chain Blocks

- All hooks fitted with spring safety latch
- Complies with AS/NZS1418.2
- Robust all steel construction with a alloy steel chain

MODEL		GCB0053	GCB0056	GCB0103	GCB0106	GCB0203	GCB0206
ORDER CODE		C179	C179A	C180	C180A	C182	C182A
Capacity	Tonne	0.5	0.5	1	1	2	2
Lift Height	metres	3	6	3	6	3	6
PRICE	ex GST	\$150	\$180	\$200	\$230	\$270	\$350
PRICE	inc GST	\$165	\$198	\$220	\$253	\$297	\$385

GARRICK
LIFTING EQUIPMENT



Lever Blocks

- Full range of lifting equipment available

MODEL		GLH025	GLH050	GLH075	GLH150
ORDER CODE		C171	C172	C173	C174
Capacity	Tonne	0.25	0.5	0.75	1.5
Lift Height	metres	1	1.5	1.5	1.5
PRICE	ex GST	\$150	\$180	\$200	\$210.91
PRICE	inc GST	\$165	\$198	\$220	\$232



Girder Trolleys

- Suits I-beams & universal beams • Ball bearing wheels

MODEL		GPT010	GGT010
ORDER CODE		C181	C181A
Capacity	Tonne	1	1
Beam Width	mm	64-210	64-210
Type	Push/Geared	Push	Geared
PRICE	ex GST	\$180	\$330
PRICE	inc GST	\$198	\$363

Push Type

Geared Type



Lifting Slings

- Made from polyester
- Meets Australian standards

		ROUND SLINGS				FLAT SLINGS	
Capacity	Length	ORDER CODE	PRICE ex GST inc GST	Capacity	Length	ORDER CODE	PRICE ex GST inc GST
1 Tonne	1M	H300	\$9 \$9.90	1 Tonne	1M	H316	\$9 \$9.90
1 Tonne	1.5M	H305	\$10 \$11.00	1 Tonne	2M	H318	\$12 \$13.20
1 Tonne	3M	H307	\$15 \$16.50	1 Tonne	3M	H320	\$16 \$17.60
2 Tonne	1.5M	H310	\$16 \$17.60	2 Tonne	2M	H322	\$20 \$22.00
2 Tonne	2M	H314	\$20.91 \$23.00	2 Tonne	3M	H324	\$27 \$29.70
2 Tonne	3M	H312	\$25 \$27.50				

Round

Flat



Electric Chain Hoists

- Models from 250kg to 15 tonne capacity, 415V or 240V, 2 speed or single speed
- IP54 rating on all electric hoists & trolleys
- Includes standard 24V pendant control with mechanical interlock buttons
- Motor equipped with dual brake system
- Grade 80 Zinc plated load chain

OTHER MODELS AVAILABLE

All models comply to AS1418.2



HITACHI
Inspire the Next

Quality Japanese

				LIFT-3M		LIFT-6M	
Capacity	M/min	CODE	PRICE ex GST inc GST	CODE	PRICE ex GST inc GST	CODE	PRICE ex GST inc GST
1/2 Tonne	7.2	H263	\$2,530 \$2,783	-	-	-	-
1 Tonne	4.6	H260	\$2,520 \$2,772	H261	\$2,700 \$2,970		
2 Tonne	2.3	H266	\$3,130 \$3,443	H268	\$3,430 \$3,773		

Load Skates

- 2.5 - 18.5T capacities available
- Low profile movers designed to facilitate the moving, positioning or installation of a wide range of loads such as heavy equipment, machinery and bridge structures. Shown with Optional turntable

PACIFIC HOISTS
QUALITY LIFTING SOLUTIONS

Load Skates start from 2.5Tonn

\$227.27 ex GST
\$250 inc GST (C170)



Turn table to suit 2.5Tonn
\$227.27 ex GST
\$250 inc GST (C1701)

Compact Wire Rope Hoists

- Strongly constructed but light in weight
- Mechanical brake system • 240V

MODEL		CWS-80	CWS-160	CWS-230
ORDER CODE		H273	H274	H275
Capacity	kg	80	160	230
Lift	metres	35	40	24
Motor Power	kW/V	0.8/240	1.2/240	1.3/240
Dimensions (LxWxH)	cm	37x36x29	40x38x32	42x40x34
Weight	kg	9	14	15
PRICE	ex GST	\$980	\$1,270	\$1,400
PRICE	inc GST	\$1,078	\$1,397	\$1,540



Caster Wheel Sets

CW-100 - 70kg Load per Wheel

- Ø100 x 35mm wide wheels
- 2 x fixed & 2 x swivel wheels with brakes

CODE	PRICE ex GST inc GST
C410	\$50 \$55

CW-125 - 410kg Load per Wheel

- Ø125 x 50mm wide wheels
- 2 x fixed & 2 x swivel wheels with brakes
- Brake also locks wheel from swivelling

CODE	PRICE ex GST inc GST
C411	\$90 \$99

CW-63 - 63kg Load per Wheel

- 4 x swivel wheels with brakes
- Foot operated lock and lift release
- Vertical mounting body design

CODE	PRICE ex GST inc GST
W935	\$79 \$86.90

NEW RELEASE



Lifter Trolleys

LT & LTH Series

- Ideal for stores & workshops to greatly minimise back injury
- Easy foot operated hydraulic action
- Positive wheel lock for safety
- Four wheels with the rear two swivelling

Extra Features: LTH Series

- Smooth action hand lever for lowering table
- Heavy duty 125 x 35mm ball bearing wheels
- Heavy steel construction for extra rigidity
- Handle folds flat for easy storage (J055)
- Quality products sold for over 15 years



MODEL		LT-226	LT-500	LTH-500	LTH-350
ORDER CODE		J048	J050	J055	J052
Load Capacity	kg	226	500	500	350
Lift Height	mm	740	780	900	1300
Min. Table Height	mm	270	295	280	350
Table Length	mm	710	810	815	910
Table Width	mm	440	500	500	500
Shipping Dim. (LxWxH)	cm	84 x 47 x 29	97 x 55 x 32	96 x 53 x 42	100 x 52 x 38
Weight	kg	44.5	63.5	82	106
PRICE	ex GST	\$200	\$270	\$490	\$570
PRICE	inc GST	\$220	\$297	\$539	\$627

Platform Trolley's

RTS-300 & RTS-300P

- Ideal for stores & workshops to greatly minimise back injury
- 2 fixed and 2 swivel wheels
- Solid rubber wheels (T670)
- Pneumatic rubber tyres (T672)
- Black soft foam handle folds flat

RTS-300H & RTS-500H

- Ideal for stores & workshops to greatly minimise back injury
- 2 fixed and 2 swivel wheels
- Heavy duty Ø152mm solid rubber wheels
- Reinforced steel platform
- Handle is removable for easy storage



MODEL		RST-300	RST-300P	RST-300H	RST-500H
ORDER CODE		T670	T672	T674	T676
Load Capacity	kg	300	300	300	500
Handle Type	~	Folds Flat	Folds Flat	Removable	Removable
Wheel Type/Diameter	~	Solid Rubber / Ø127	Pneumatic / Ø203	Solid Rubber / Ø152	Solid Rubber / Ø152
Base Size	mm	907 x 608	907 x 608	952 x 608	1257 x 761
Weight	kg	12	18	20	30
PRICE	ex GST	\$85	\$120	\$180	\$240
PRICE	inc GST	\$93.50	\$132	\$198	\$264

Hydraulic Pallet Truck - 2500kg

PT-2500

- 3-stage fingertip control (raise - neutral - lower)
- Twin rear 180 x 50mm polyurethane-coated cast-iron wheels
- 180° turning circle • Chrome piston & ram
- Bypass valve prevents overload
- Dual front wheels, ideal for mezzanine floors

MODEL		PT-2500
ORDER CODE		J061
Load Capacity	kg	2500
Lift min/max	mm	85-195
Fork Length	mm	1220
Fork Width	mm	685
Dim. (LxWxH)	cm	160 x 70 x 55
Weight	kg	85
PRICE	ex GST	\$290
PRICE	inc GST	\$319



Dual Pivot Entry Wheels

Manual Pallet Stacker - 1000kg

MPS-1000

- Adjustable width forks
- Lockable rear wheels
- 3 way hand control unit with neutral
- Top of stroke bypass valve built in

MODEL		MPS-1000
ORDER CODE		J070
Load Capacity	kg	1000
Lift Height	mm	1600
Lift Speed	mm/stroke	25
Fork Length	mm	1060
Width Between Legs	mm	1225
Shipping Dim. (LxWxH)	cm	214x113x63
Weight	kg	336
PRICE	ex GST	\$1,650
PRICE	inc GST	\$1,815



Quick Action Foot Pedal

DESIGNED FOR AUSTRALIAN PALLETS eg. CHEP

Puller Set with Slide Hammer

MGP-17

- Drop forged heat treated steel jaws
- 15-30mm internal diameter capacity
- 15-80mm external diameter capacity
- 3 sets 100mm legs
- Blow mould case

CODE	ex GST	inc GST
P013	\$120	\$132



Hydraulic Gear Puller Kit - 10 Tonne

HGP-22

- Designed to be used as 2 or 3 leg pullers
- 10 Tonne hydraulic ram
- 100, 150 and 200mm pulling legs
- Complete with 105mm bearing separator
- 2 & 3 jaw yoke assembly and cross beam
- Extension rods
- Centring adaptors

CODE	ex GST	inc GST
P011	\$220	\$242



Panel Beating Kit 10 Tonne

PBK-10T

- Hydraulic pump with hose & fittings
- 10 tonne ram with 130mm stroke
- 160 x 90mm base to suit ram
- 0.5 tonne spreader ram
- 80mm round rubber head
- 100, 200, 300 & 550mm extension tubes
- Spreader toe, Plate head, Tapered wedge head, Square head, Round head, Connector rod

CODE	ex GST	inc GST
A367	\$180	\$198




Panel Beating Ram Kit - 10 Tonne

PBR-10T

- 10 & 4 Tonne ram, 4 x pulling hooks
- 10, 4, & 2 Tonne mini ram,
- 10 & 2 Tonne pull back ram,

CODE	ex GST	inc GST
A364	\$270	\$297



Grease Guns

lubemate

L-MPG MINI PISTOL

Hand Operated

CODE	ex GST	inc GST
G070	\$25	\$27.50



L-PG450PV PISTOL GRIP

Hand Operated (suits 450g)

CODE	ex GST	inc GST
G072	\$70	\$77.00



L-AG450 AIR - PISTOL GRIP

Pneumatic (suits 450g)

CODE	ex GST	inc GST
G074	\$160	\$176.00



L-BG18V BATTERY - G/GUN

Battery Operated (suits 450g)

CODE	ex GST	inc GST
G068	\$200	\$220.00



L-TUP1L TOP UP PUMP

Hand Operated (1 Litre)

CODE	ex GST	inc GST
G076	\$25	\$27.50



Grease Guns



C16 SUCTION GUN

Hand Operated (500ml cap.)

CODE	ex GST	inc GST
G065	\$45	\$49.50



K29 - FLEXIGUN®

Hand Operated (suits 450g)

CODE	ex GST	inc GST
G063	\$110	\$121



K53 - POWERPISTOL™

Pneumatic (suits 450g)

CODE	ex GST	inc GST
G066	\$270	\$297



K7 - MINILUBE®

Manual Operated (suits 2.5kg)

CODE	ex GST	inc GST
G060	\$260	\$286



P3 - POWERLUBE®

Pneumatic (suits 22kg)

CODE	ex GST	inc GST
G062	\$1,050	\$1,155



Mechanic's Creeper & Seats

MCW-40 - Mechanic's Creeper

- 6 wheels for maximum stability
- Heavy steel-fabricated
- 1000mm long

CODE	ex GST	inc GST
A362	\$40	\$44



SQS-375 - Square Trolley Seat

- 4 swivel wheels
- Padded seat for comfort
- Work tray under seat

CODE	ex GST	inc GST
A361	\$29	\$31.90



RSP-500 - Round Trolley Seat

- 5 swivel wheels
- Work tray under seat
- Ø300mm round padded seat rotates 360°
- Min. chair height = 380mm
- Max. chair height = 500mm

CODE	ex GST	inc GST
A360	\$35	\$38.50



GSP-795 - Garage Stool

- Pneumatic seat adjusts from 675 - 795mm
- High density foam padded leather seat
- Chrome plated heavy duty steel frame with footrest
- Non-slip rubber feet
- Seat rotates 360°

CODE	ex GST	inc GST
A359	\$90	\$99



Magnetic Can & Screwdriver Holder

SDH-MAG

CODE	ex GST	inc GST
T703	\$15	\$16.50



Grease Cartridge

- General purpose (Blue)

450g



CODE	ex GST	inc GST
G057	\$7	\$7.70

■ Garage Flooring System

- 10mm thick
- Diamond pattern
- High-impact polymer
- Easy clip together design




The interlocking floor tiles are modular in nature. Hence, you can start the floor installation from any corner of the room. All you need to do is align the loops and snap them together. The tiles are designed to easily snap together with a loop-to-peg interlocking system. You can create a small floor mat for your car or you can use them to cover large areas such as a trade show, garage, workshop or basement. It is very easy to install.

**22 PIECE
TILE PACKS
APPROX 2M²**



ORDER CODE	M806	M807	M808	M809	M810	M813	M814	M815
Type	Tile	Tile	Tile	Tile	Tile	Tapered Edge with Lug	Tapered Edge without Lug	Corner
Colour	Black	White	Red	Blue	Yellow	Black	Black	Black
Quantity in Pack	22	22	22	22	22	10	10	4
Size (LxWxH) mm	305 x 305 x 10	305 x 305 x 10	305 x 305 x 10	305 x 305 x 10	305 x 305 x 10	305 x 50 x 10	305 x 50 x 10	50 x 50 x 10
PRICE ex GST	\$65	\$65	\$65	\$65	\$65	\$18	\$18	9
PRICE inc GST	\$71.50	\$71.50	\$71.50	\$71.50	\$71.50	\$19.80	\$19.80	\$9.90

INTERLOCKING GARAGE TILE SYSTEM



■ Rubber Floor Mat

■ RFM-900

- Ideal for the workshop
- Clips together for desired size area needed

CODE ex GST inc GST
M805 **\$35** \$38.50



**910 x 910mm
10mm Thick**

■ Rubber Floor Mat

■ RFM-1500

- Ideal to reduce fatigue in your legs, feet & back, while standing on hard surfaces for long periods of time

CODE ex GST inc GST
M800 **\$50** \$55



**1505 x 905mm
8mm Thick**

Flexi-Rack Wood Shelving

RST-4T

- 4 shelves made from 16mm thick MDF board
- 455kg per shelf capacity
- Durable powder coat finish resists rust!
- Industrial grade steel • Can be configured as a work bench
- Multiple configurations when you purchase more than one unit
- Vertical posts have double sided punched holes allowing to link units together
- Dimensions (LxWxH)
1040 x 430 x 1830mm

- ✓ Industrial Quality
- ✓ 455kg Shelf Capacity
- ✓ Adjustable Height Shelves

MODEL	RST-4T	
ORDER CODE	S013	
Shelves	No.	4
Shelf Load Capacity	kg	455
Shipping Dim. (LxWxH) cm	102 x 42 x 44	
Weight	kg	35
PRICE	ex GST	\$180
PRICE	inc GST	\$198

UNLIMITED CONFIGURATIONS

Single Unit Configurations



Multiple Unit Configurations



Industrial Steel Shelving

RSS-4WS

- Industrial 4 shelf rack with reinforced wire mesh
- Silver corrosive resistant powder coated finish
- Adjustable grid pattern wire shelving
- 364kg per shelf capacity
- Vertical posts have double sided punched holes allowing to link units together
- Dimensions (LxWxH) 1955 x 610 x 1830mm

- ✓ Industrial Quality
- ✓ 364kg Shelf Capacity
- ✓ Adjustable Height Shelves



External Shelf Locking System

MODEL	RSS-4WS	
ORDER CODE	S014	
Shelves	No.	4
Shelf Load Capacity	kg	364
Shipping Dim. (LxWxH) cm	192 x 70 x 20	
Weight	kg	56
PRICE	ex GST	\$260
PRICE	inc GST	\$286

Optional Extra - Shelf Extension

CODE	ex GST	inc GST
S014A	\$210	\$231



Industrial Tool Box Set (Set of 2)

ITB-3036

- Powder coated finish
- Lifting handles
- Box section - forklift access (36")
- Gas strut lid support (36")
- 2 x Security lock system (36")
- Single Latch Lock (30")

MODEL	ITB-3036			
ORDER CODE	T736A			
Box Size	inch	30"	36"	
Gas Strut	Type	-	Single	
MS Thickness	mm	0.9	1.6	
Dimensions (LxWxH)	mm	77.5 x 43 x 31	91.5 x 44 x 57	
Weight	kg	5	29	
PRICE	ex GST	\$220		
PRICE	inc GST	\$242		



Industrial Tool Box

ITB-48

- Lifting handles
- Dual gas strut lid support
- 2 x Security lock system
- Powder coated finish
- Box section for forklift access

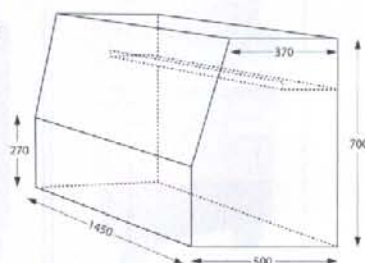
MODEL	ITB-48		
ORDER CODE	T738		
Box Size	inch	48"	
Gas Strut	Type	Dual	
MS Thickness	mm	1.6	
Dimensions (LxWxH)	mm	122 x 63 x 70	
Weight	kg	45	
PRICE	ex GST	\$380	
PRICE	inc GST	\$418	



Ute Tool Box Aluminium

UTE-1450

- 1.8mm aluminium checker plate
- Dual gas strut lid support
- Stainless steel key-lock T-handles
- Includes built in top shelf inside
- Water & dust resistant seal



Dimensions	kg	CODE	ex GST	inc GST
145 x 50 x 70cm	30kg	T742	\$450	\$495

Truck Tool Boxes

TB-EC & TB-HD Series

- 4 x Lifting handles
- Dual gas strut lid support
- Ball bearing slides on drawers
- Foam drawer liners
- Stainless steel key-lock T-handle (TB-HD Series only)



TB-EC70/2



TB-EC70F/3



TB-HD70/2



TB-HD120/2



TB-HD150/4

MODEL	TB-EC70/2	TB-EC70F/3	TB-HD70/2	TB-HD120/2	TB-HD150/4
ORDER CODE	T745	T7463	T744	T7442	T7445
Drawers	No. 2	3	2	2	4
Dimensions (LxWxH)	cm 70.2 x 40.4 x 58.5	70.2 x 40.4 x 59	70 x 60 x 75	121 x 60 x 75	150 x 60 x 75
Weight	kg 45	60	70	110	143
PRICE ex GST	\$320	\$370	\$520	\$720	\$890
PRICE inc GST	\$352	\$407	\$572	\$792	\$979

Tool Chest & Roller Cabinet

WORKSHOP SERIES

- Ball bearing slides • Lockable by key
- Powder coated quality finish

WCH-6D

6 Drawer Tool Chest
60 x 26 x 34cm (LxWxH)

CODE	ex GST	inc GST
T690	\$90	\$99



WRC-5D

5 Drawer Roller Cabinet
61.6 x 33 x 76.2cm (LxWxH)

CODE	ex GST	inc GST
T695	\$180	\$198



PACKAGE PRICE

(T690 + T695)

ONLY
(K004) **\$279** inc GST



save
\$18
RPP

Tool Chest & Roller Cabinet

TRADE SERIES

- Heavy duty ball bearing slides • Lockable by key • Protective drawer liner
- Powder coated quality finish • Ideal for home hobbyist or tradesmen

TCH-6D

Tool Chest - 6 Drawer
67 x 31 x 37.5cm (LxWxH)

CODE	ex GST	inc GST
T700	\$165	\$181.50



TCH-3DE

Tool Chest - 3 Drawer
67 x 31.5 x 26.5cm (LxWxH)

CODE	ex GST	inc GST
T701	\$105	\$115.50



TCH-12D

Tool Chest - 12 Drawer
67 x 44.5 x 49.5cm (LxWxH)

CODE	ex GST	inc GST
T706	\$300	\$330



TRC-7D

Roller Cabinet - 7 Drawer
68.5 x 47 x 100cm (LxWxH)

CODE	ex GST	inc GST
T715	\$330	\$363



PACKAGE PRICE

(T700 + T715)

ONLY
(K006) **\$515.50** inc GST



save
\$29
RPP

PACKAGE PRICE

(T700 + T701 + T715)

ONLY
(K006B) **\$627.00** inc GST



save
\$33
RPP

PACKAGE PRICE

(T706 + T715)

ONLY
(K006A) **\$664.00** inc GST



save
\$29
RPP

Tool Chest & Roller Cabinet

INDUSTRIAL SERIES

- Includes drawer liners • Key lockable • Ball bearing slides

ICH-8D

Tool Chest - 8 Drawer
105.1 x 44.5 x 55.2cm (LxWxH)

CODE	ex GST	inc GST
T720	\$450	\$495



ISC-7D

Side Cabinet - 7 Drawer
43 x 46 x 84.5cm (LxWxH)

CODE	ex GST	inc GST
T727	\$300	\$330



IRC-7D

Roller Cabinet - 7 Drawer
106.7 x 45.8 x 100.7cm (LxWxH)

CODE	ex GST	inc GST
T724	\$620	\$682



ISL-2D

Side Locker - 2 Drawer
42.5 x 46 x 139cm (LxWxH)

CODE	ex GST	inc GST
T726	\$290	\$319



PACKAGE PRICE

(T720 + T724 + T726)

ONLY
(K005) **\$1,430** inc GST



save
\$66
RPP

PACKAGE PRICE

(T720 + T724 + T726 + T727)

ONLY
(K005B) **\$1,738** inc GST



save
\$88
RPP

Plastic Service Cart

PSC-3T

- 3 plastic trays (790 x 440 x 70mm)
- Ø127mm wheels (2 swivel & 2 fixed)
- 250kg total load rating, approx 83kg per tray
- Includes 1 plastic storage tray handle that attaches to either side of cart



Extra Tray Handle:



CODE **ex GST** **inc GST**
T748A **\$25** **\$27.50**

MODEL	PSC-3T
ORDER CODE	T748
Dimensions (LxWxH) cm	101 x 44 x 85
Weight kg	22
PRICE ex GST	\$150
PRICE inc GST	\$165

Steel Service Cart

SDC-2D

- Sliding top table with security lock
- Powder coated quality finish
- Includes side storage shelves
- Lockable drawers • Push handle
- Ball bearing slides on 2 drawers
- 2 Fixed & 2 swivel/brake castor wheels



MODEL	SDC-2D
ORDER CODE	T754
Dimensions (LxWxH) cm	93 x 53 x 95.5
Weight kg	40
PRICE ex GST	\$270
PRICE inc GST	\$297

Engine & Transmission Tear Down Table

ETT-1D

- 1220 x 710mm Table top with max load capacity 136kg
- 19mm rim & channel for fluids to drain into the polyethylene pan
- 940 - 1040mm table height adjustment
- Lockable tool drawer & storage shelf
- 2 Fixed & 2 swivel/brake castor wheels



MODEL	ETT-1D
ORDER CODE	A385
Dimensions (LxWxH) cm	122 x 71 x 97
Weight kg	79.5
PRICE ex GST	\$270
PRICE inc GST	\$297

Work Benches

WBS-5D & WBS-3D

- Powder coated finish • Ball bearing slides

MODEL	WBS-5D	WBS-3D
ORDER CODE	A383	A380
Drawer No.	5	3
Dimensions (LxWxH) cm	137 x 51 x 89	200 x 64 x 87
Weight kg	65	88.5
PRICE ex GST	\$320	\$380
PRICE inc GST	\$352	\$418



WBS-5D



WBS-3D

Includes
KEY
LOCKABLE
DRAWERS

Work Bench with Backing Panel


WBT-38

- Powder coated quality finish • Ball bearing slide drawers
- Solid 38mm thick timber top & fixed back hanging panel
- Dimensions (LxWxH): 137 x 51 x 157cm • Weight 86kg

MODEL	WBT-38
ORDER CODE	A384
Drawer No.	5
PRICE ex GST	\$440
PRICE inc GST	\$484

Optional Hooks & Plastic Buckets: to suit Backing Panel

Optional Hooks	CODE	ex GST	inc GST
2 prong Hook 40mm wide	A391	\$3	\$3.30
Single Hook 60mm wide	A392	\$3	\$3.30
12 x Screw Driver Holder - 370mm long	A393	\$9	\$9.90
Rack for Buckets - 440mm wide	A394	\$5	\$5.50
Optional Plastic Buckets	CODE	ex GST	inc GST
105 x 110 x 50mm	A430	\$4	\$4.40
105 x 140 x 75mm	A432	\$5	\$5.50
140 x 220 x 125mm	A434	\$10	\$11.00
140 x 270 x 125mm	A436	\$13	\$14.30



WBT-38

Shown with optional hooks & buckets

Industrial Work Bench

IWB-40

Frame - Heavy duty Steel fabricated frame with powder coated finish for maximum rigidity

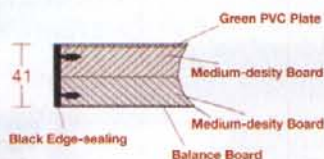
Adjustable Feet - Heavy duty easy to use screw out adjustable feet with rubber pads

Bench Top - High quality laminated medium density chipboard with a 1000kg load capacity and rounded PVC edge

Top Surface - 2mm high density Laminate over 41mm thick medium density chipboard with bull-nosed hard PVC edge. All work-tops are very firm with 1000kg weight capacity and also resist alkali and oil.

The A426 backing panel shown assembled is suitable for this work bench

MODEL	IWB-40
ORDER CODE	A420
Load Capacity	kg 1000
Dimensions (LxDxH)	mm 1800x750x900
Weight	kg 71
PRICE	ex GST \$350
PRICE	inc GST \$385



HC-2

2 Drawer - Under Bench Unit

CODE	ex GST	inc GST
A422	\$170	\$187

Backing Panel

IBP-ST

Top Back Panels - Square holes suits hooks

Bottom Back Panels - Louvred slots suits plastic buckets

Bottom Storage Tray Shelf - For additional storage

3 Vertical Supports - With adjustable clamps to mount to work bench

This model is suitable for the A420 work bench or to fit most 1800mm length work benches

MODEL	IBP-ST
ORDER CODE	A426
Dimensions (WxDxH)	mm 1733x205x825
Weight	kg 25
PRICE	ex GST \$200
PRICE	inc GST \$220



GSP-795		
Pneumatic Round Stool		
CODE	ex GST	inc GST
A359	\$90	\$99

TC-750


6 Drawer - Tooling Cabinet (see page 187)

CODE	ex GST	inc GST
T764	\$560	\$616

Industrial Tooling Cabinet Workstation

WTC-1450

- Heavy duty tooling cabinets, ideal for industrial applications and serious workshops
- The sliding drawers are a welded strengthened single rail design coupled with high quality mechanical bearings for long lasting smooth operation
- 5 Drawers, top drawers include a series of different size plastic boxes for those small items, all other drawers come with adjustable steel dividers
- Each drawer is rated at 100kg load capacity with 97% drawer access
- Key lockable drawers and cupboard with powder coated quality finish
- 950mm workbench height
- Portable on caster wheels, 2 with brake
- Fixed back hanging panel perfect for optional accessories
- Table Dimensions (L x W x H): 1103 x 580 x 950mm



Extra Buckets



Plastic Buckets	CODE	ex GST	inc GST
75 x 75 x 48mm	A427	\$4	\$4.40
150 x 75 x 46mm	A428	\$6	\$6.60
150 x 150 x 46mm	A429	\$7	\$7.70

See page 185 for Optional Hooks and Holders



MODEL	WTC-1450
ORDER CODE	T773
Dimensions (LxWxH)	mm 1170 x 580 x 1450
Weight	kg 121
PRICE	ex GST \$930
PRICE	inc GST \$1,023

Backing Panels - Wall Mount

LP-900 - Louvre Type (2 Piece)

- 2 piece steel backing panel set
- Louvre slots to suit optional plastic buckets (A430 - A436)
- Dimensions of each louvre: 900 x 456 x 20mm
- 20mm mounting frame with 2 bends gives additional strength
- Attractive grey powder-coated finish stands up to heavy-duty service
- Includes 8 x mounting screws



20mm Width Mounting Frame



Suits Optional Buckets



MODEL	LP-900		
ORDER CODE	A410		
Dimensions (WxDxH) mm	900	456	20mm
Weight kg	14		
PRICE ex GST	\$65		
PRICE inc GST	\$71.50		

SP-900 - Square Type (2 Piece)


- 2 piece steel backing panel set
- Square holes suits optional hooks & holders (A440 - A448)
- Dimensions of each louvre: 900 x 456 x 20mm
- 20mm mounting frame with 2 bends gives additional strength
- Attractive grey powder-coated finish stands up to heavy-duty service
- Includes 8 x mounting screws



20mm Width Mounting Frame



Suits Optional Hooks & Acces.



MODEL	SP-900		
ORDER CODE	A412		
Dimensions (WxDxH) mm	900	456	20mm
Weight kg	14		
PRICE ex GST	\$65		
PRICE inc GST	\$71.50		

Optional Hooks, Holders & Plastic Buckets - to suit Backing Panels

IBP-ST, WTC-1450, LP-900, SP-900 & SR-DSL



Plastic Buckets	CODE	ex GST	inc GST
105 x 110 x 50mm	A430	\$4	\$4.40
105 x 140 x 75mm	A432	\$5	\$5.50
140 x 220 x 125mm	A434	\$10	\$11.00
140 x 270 x 125mm	A436	\$13	\$14.30



Hooks & Holders	CODE	ex GST	inc GST
Single Hook 25mm long	A439	\$2.50	\$2.75
Single Hook 75mm long	A440	\$3.00	\$3.30
Single Hook 100mm long	A4401	\$3.00	\$3.30
Plier Holder - 3 Prong 150mm long	A444	\$5.00	\$5.50
Double Hook 25mm long	A441	\$3.00	\$3.30
Double Hook 75mm long	A442	\$4.00	\$4.40
U Shape Hook 70 x 25mm	A449	\$3.00	\$3.30
U Shape Hook 23 x 55mm	A4492	\$3.00	\$3.30
Round Hook 23 x 55mm	A4496	\$3.00	\$3.30
Spanner Holder - 135mm long	A446	\$10.00	\$11.00
Screwdriver Holder - 390mm long	A448	\$13.00	\$14.30

Mobile Storage Shelving System

SR-DSL

- Storage cabinets made from reinforced sheet metal
- Will store just about anything
- Ideal for workshops and industrial applications
- 3 x Shelves - Adjustable height
- 1 x Square hole panel
- 2 x Louvred panels
- Handle either side for easy movability
- Large base for extra storage
- 2 x fixed wheels, & 2 x swivel brake
- Powder coated grey finish
- Dimensions - 886 x 650 x 1405mm



2 x Swivel Brake Wheels

MODEL	SR-DSL		
ORDER CODE	T790		
Dimensions (LxWxH) mm	886	650	1405
Weight kg	56		
PRICE ex GST	\$350		
PRICE inc GST	\$385		



Shown with Optional buckets, hooks & holders

Industrial Tooling Cabinets

✓ Industrial Quality ✓ 100kg Drawer Capacity ✓ Key Lockable ✓ 97% Drawer Access

Heavy duty tooling cabinets, ideal for industrial applications and serious workshops. The sliding drawers are a weld strengthened single rail design coupled with high quality mechanical bearings for long lasting smooth operation. Each drawer is rated at 100kg load capacity with 97% drawer access.

Single key lock design for safe storage. Each drawer has a mechanical safety lock which allows one drawer to be opened at a time, preventing the cabinet to tip over. All top drawers include a series of different size plastic boxes for those small items (except T772). All other drawers come with adjustable steel dividers. The wood top with frame is a great option to rest tooling and precious parts on top of the cabinet.

TCW, TC & TCT Series



Key Lockable



Drawer Lock Mechanism

100kg load capacity at 97%
Drawer Opening

Drawer Safety Lock

Heavy Duty Ball Bearing Rail
Design on Drawers

Tooling Cabinets with Wheels & Handle (2 x fixed & 2 x swivel brake Ø125mm caster wheels)



TCW-954N

- Top Drawer..... Type A, 75mm high with moveable plastic division boxes
 Drawer 2..... Type B, 75mm high with moveable steel dividers 3x3 layout
 Drawer 3 & 4.... Type B, 100mm high with moveable steel dividers 3x3 layout
 Drawer 5..... Type B, 150mm high with moveable steel dividers 3x3 layout
 Drawer 6..... Type B, 200mm high with moveable steel dividers 3x3 layout



Type A



Type B

MODEL	TCW-954N		
ORDER CODE	T766		
Drawer	No.	6	
Drawer Capacity	kg	100 each	
Dimensions (WxDxH)	mm	565x653x954	
Weight	kg	90	
PRICE	ex GST	\$650	
PRICE	inc GST	\$715	



TCW-954W

- Top Drawer..... Type C, 75mm high with moveable plastic division boxes
 Drawer 2..... Type D, 75mm high with moveable steel dividers 4x3 layout
 Drawer 3 & 4.... Type D, 100mm high with moveable steel dividers 4x3 layout
 Drawer 5..... Type D, 150mm high with moveable steel dividers 4x3 layout
 Drawer 6..... Type D, 200mm high with moveable steel dividers 4x3 layout



Type C



Type D

MODEL	TCW-954W		
ORDER CODE	T768		
Drawer	No.	6	
Drawer Capacity	kg	100 each	
Dimensions (WxDxH)	mm	723x653x954	
Weight	kg	104	
PRICE	ex GST	\$770	
PRICE	inc GST	\$847	

Additional Accessories



Suits Type A & C Drawers (T766, T768, T764, T770)

Plastic Buckets	CODE	ex GST	inc GST
75 x 75 x 46mm	A427	\$4.00	\$4.40
150 x 75 x 46mm	A428	\$6.00	\$6.60
150 x 150 x 46mm	A429	\$7.00	\$7.70



Suits (T766)

Wood Top & Frame	CODE	ex GST	inc GST
565W x 653Dmm	T780	\$60	\$66.00

Suits (T768)

Wood Top & Frame	CODE	ex GST	inc GST
723W x 653Dmm	T782	\$60	\$66.00



Suits Type B & D Drawers (T766, T768)

Steel Dividers	CODE	ex GST	inc GST
75mm High Drawers (154 x 43mm)	T784	\$2	\$2.20
100mm High Drawers (154 x 65mm)	T786	\$2	\$2.20
150mm High Drawers (154 x 115mm)	T787	\$2	\$2.20
200mm High Drawers (154 x 165mm)	T788	\$3	\$3.30



Suits Type B & D Drawers (T766, T768)

Slotted Rails	CODE	ex GST	inc GST
75mm High Drawers (450 x 46mm)	T784A	\$4.00	\$4.40
100mm High Drawers (450 x 71mm)	T786A	\$4.00	\$4.40
150mm High Drawers (450 x 121mm)	T787A	\$5.00	\$5.50
200mm High Drawers (450 x 171mm)	T788A	\$6.00	\$6.60

Industrial Tooling Cabinets




TC-750

Top Drawer Type A, 75mm high with moveable plastic division boxes
Drawer 2 Type B, 75mm high with moveable steel dividers 3x3 layout
Drawer 3 & 4 Type B, 100mm high with moveable steel dividers 3x3 layout
Drawer 5 & 6 Type B, 150mm high with moveable steel dividers 3x3 layout
 This model suitable to fit under A420 work Bench



Type A




Type B

MODEL	TC-750
ORDER CODE	T764
Drawer	No. 6
Drawer Capacity	kg 100 each
Dimensions (WxDxH)	mm 565x580x750
Weight	kg 90
PRICE	ex GST \$560
PRICE	inc GST \$616



TCT-1200

Top Drawer Type A, 75mm high with moveable plastic division boxes
Drawer 2 Type B, 75mm high with moveable steel dividers 3x3 layout
Drawer 3 Type B, 100mm high with moveable steel dividers 3x3 layout
Drawer 4 Type B, 150mm high with moveable steel dividers 3x3 layout
Drawer 5 & 6 Type B, 200mm high with moveable steel dividers 3x3 layout
Drawer 7 Type B, 300mm high with moveable steel dividers 3x3 layout



Type A



Type B

MODEL	TCT-1200
ORDER CODE	T770
Drawer	No. 7
Drawer Capacity	kg 100 each
Dimensions (WxDxH)	mm 565x653x1200
Weight	kg 112
PRICE	ex GST \$770
PRICE	inc GST \$847



TCW-1200

Drawer 1 - 6 Type E, 150mm high with moveable steel dividers 5x3 layout
Drawer 7 Type E, 200mm high with moveable steel dividers 5x3 layout



Type E

MODEL	TCW-1200
ORDER CODE	T772
Drawer	No. 7
Drawer Capacity	kg 100 each
Dimensions (WxDxH)	mm 881x653x1200
Weight	kg 135
PRICE	ex GST \$900
PRICE	inc GST \$990

Additional Accessories



Suits Type A Drawers (T764, T770)

Plastic Buckets	CODE	ex GST	inc GST
75 x 75 x 46mm	A427	\$4	\$4.40
150 x 75 x 46mm	A428	\$6	\$6.60
150 x 150 x 46mm	A429	\$7	\$7.70

Suits Type B & E Drawers (T764, T770, T772)

Steel Dividers	CODE	ex GST	inc GST
75mm High Drawers (154 x 43mm)	T784	\$2	\$2.20
100mm High Drawers (154 x 65mm)	T786	\$2	\$2.20
150mm High Drawers (154 x 115mm)	T787	\$2	\$2.20
200mm High Drawers (154 x 165mm)	T788	\$3	\$3.30
300mm High Drawers (154 x 265mm)	T789	\$3	\$3.30

Suits Type B Drawers (T764)

Slotted Rails	CODE	ex GST	inc GST
75mm High Drawers (375 x 46mm)	T784B	\$4	\$4.40
100mm High Drawers (375 x 71mm)	T786B	\$4	\$4.40
150mm High Drawers (375 x 121mm)	T787B	\$5	\$5.50

Suits Type B Drawers (T770)

Slotted Rails	CODE	ex GST	inc GST
75mm High Drawers (450 x 46mm)	T784A	\$4	\$4.40
100mm High Drawers (450 x 71mm)	T786A	\$4	\$4.40
150mm High Drawers (450 x 121mm)	T787A	\$5	\$5.50
200mm High Drawers (450 x 171mm)	T788A	\$6	\$6.60
300mm High Drawers (450 x 271mm)	T789A	\$7	\$7.70

Suits Type E Drawers (T772)

Slotted Rails	CODE	ex GST	inc GST
150mm High Drawers (450 x 121mm)	T787A	\$5	\$5.50
200mm High Drawers (450 x 171mm)	T788A	\$6	\$6.60

Suits (T770)

Wood Top & Frame	CODE	ex GST	inc GST
565W x 653Dmm	T780	\$60	\$66.00

Suits (T764 & T770)

Steel Handle	CODE	ex GST	inc GST
565mm Wide Handle	T778	\$15	\$16.50



Suits (T764, T770 & T772)

Wheel Kit Ø125mm	CODE	ex GST	inc GST
2 x Fixed & 2 x Swivel Brake	T776	\$75	\$82.50

Industrial Storage & Tooling Cabinet

BSC-900 - Top Storage Cabinet

- Storage cabinets made from reinforced sheet metal
- Hinged doors and a 3-point key lock design
- Cabinets will store just about anything
- Ideal for workshops and industrial applications
- 2 x adjustable shelves with 150kg load capacity
- Powder coated grey finish
- Designed to sit on top of (T775) 6 drawer tooling cabinet
- Optional extra 2 x shelf & bracket kit (T762C) see below



MODEL	BSC-900
ORDER CODE	T774
Dimensions (LxWxH) mm	900 x 450 x 900
Weight kg	58
PRICE ex GST	\$270
PRICE inc GST	\$297

TC-900 - Bottom Tooling Cabinet

- Heavy duty tooling cabinets, ideal for industrial applications and serious workshops
- Triple tracking system with ball bearing slides
- Drawers are rated at 75kg load capacity each
- Single Key lock design. Each drawer has a mechanical safety lock which allows one drawer to be opened at a time, preventing the cabinet to tip over
- Top Drawer includes moveable plastic division boxes
- Remaining drawers have adjustable 10 x steel dividers & 4 x slotted rails
- 4 x 100mm Drawers • 2 x 200mm Drawers
- 2 x angle bracket feet to prevent cabinet tipping forward



MODEL	TC-900
ORDER CODE	T775
Dimensions (LxWxH) mm	900 x 450 x 900
Weight kg	108
PRICE ex GST	\$770
PRICE inc GST	\$847



Shown assembled
a perfect storage unit

Industrial Storage Cabinet

SC-1800

Storage cabinets made from reinforced sheet metal, with hinged doors and a 3-point key lock design. Cabinets will store just about anything. Ideal for workshops and industrial applications

COMPLETE WITH THE FOLLOWING:

- 4 x Shelves - Adjustable height and position, 150kg load capacity
 Drawer 1 - 100mm high, ball bearing slides, 75kg load capacity
 Drawer 2 - 200mm high, ball bearing slides, 75kg load capacity



MODEL	SC-1800
ORDER CODE	T762
Shelf Load Capacity kg	150
Drawer Load Capacity kg	75
Dimensions (LxWxH) mm	900 x 450 x 1800
Weight kg	94
PRICE ex GST	\$690
PRICE inc GST	\$759

Optional Extra's

ORDER CODE	T762C	T762A	T762B
Type	2 x Shelf Kit	Drawer	Drawer
Size mm	840x380x30	100 Depth	200 Depth
PRICE ex GST	\$65	\$90	\$120
PRICE inc GST	\$71.50	\$99	\$132



Parts Bins

- ABS drawers - oil & impact resistant
- Includes drawer dividers



10kg per drawer



PTB-20

PTB-32

PTB-60



10kg per drawer

10kg per drawer



PTB-24C

PTB-48C

PTB-48CD



20kg per drawer

20kg per drawer

20kg per drawer

PTB-18CHD



PTB-30CHD

PTB-15CHD



Safety Lip design

PTB-W45
Mobile Base
(596 x 454 x 160mm)

CODE ex GST inc GST
T797 \$150 \$165



Suits T7953 & T7956

Made in TAIWAN

PTB-W41
Mobile Base
(890 x 410 x 185mm)

CODE ex GST inc GST
T7971 \$160 \$176



Suits T7962 & T7964

MODEL	PTB-20	PTB-32	PTB-60	PTB-24C	PTB-48C	PTB-48CD	PTB-18CHD	PTB-15CHD	PTB-30CHD
ORDER CODE	T7951	T7952	T7953	T7955	T7956	T7958	T7961	T7962	T7964
Drawers/Dividers Qty	20 / 20	32 / 32	60 / 60	24 / 24	48 / 48	48 / 48	18 / 36	15 / 30	30 / 60
Drawers Type	ABS	ABS	ABS	ABS + Clear	ABS + Clear	ABS + Clear	ABS + Clear	ABS + Clear	ABS + Clear
Drawers (LxWxH) mm	90x218x70	90x218x70	90x218x70	120x218x69	120x218x69	120x218x69	164x375x105	164x375x105	164x375x105
Cabinet (LxWxH) mm	586x222x350	466x222x642	586x222x937	444x222x642	586x222x937	586x270x970	550x400x880	880x400x440	880x400x880
Bin Load Capacity	10kg each	10kg each	10kg each	10kg each	10kg each	10kg each	20kg each	20kg each	20kg each
PRICE ex GST	\$170	\$220	\$360	\$200	\$350	\$500	\$400	\$330	\$520
PRICE inc GST	\$187	\$242	\$396	\$220	\$385	\$550	\$440	\$363	\$572

Industrial Mobile Storage Bin Racks

SR Series

- Heavy duty plastic bins, ideal for storing parts, washers, screws, bits, bolts, o'rings, rivets, for assembly lines, workshops & garages
- Zinc plated wire shelving with bin locating guides
- Steel frame with silver powder coated finish
- Clip together assembly with adjustable shelves
- Ø100mm swivel casters (2 x lockable)
- Flat packed for shipping



SR-22



SR-36



SR-72

SR-72
Shown assembled back to back



MODEL	SR-22	SR-36	SR-72
ORDER CODE	S020	S021	S022
Total Number of Bins	No. 22	36	72
Plastic Bin Quantity/Size A	No./mm 15 x (345 x 105 x 75mm)	15 x (345 x 105 x 75mm)	30 x (345 x 105 x 75mm)
Plastic Bin Quantity/Size B	No./mm 4 x (345 x 140 x 150mm)	12 x (345 x 140 x 150mm)	24 x (345 x 140 x 150mm)
Plastic Bin Quantity/Size C	No./mm 3 x (345 x 205 x 150mm)	9 x (345 x 205 x 150mm)	18 x (345 x 205 x 150mm)
Number of Caster Wheels	No. 4 (2 Lockable)	4 (2 Lockable)	6 (2 Lockable)
Assembled Dim. (LxWxH)	mm 880 x 410 x 950	880 x 410 x 1700	1740 x 410 x 1700 (Side by Side) 880 x 820 x 1700 (Back to Back)
Weight	kg 30	49.6	91.67
PRICE ex GST	\$210	\$370	\$690
PRICE inc GST	\$231	\$407	\$759



A



B



C

MIG Welder

MINI MIG 180

- Single phase 240Volt
- Fan cooled
- 6 power settings 35-180A
- Gas / Gasless operation
- Spool sizes 1 - 5kg
- Includes 3M euro connect torch, earth leads & regulator



2 YEARS Warranty*

MODEL	MINI MIG 180
ORDER CODE	W240
Input Power Voltage	240V (15A plug)
Current Range	35-180Amps
Duty Cycle 40°C	10% @ 180A
Voltage Steps	6
Wire Spool Size	1 & 5kg
Weight (kg)	30
PRICE ex GST	\$360
PRICE inc GST	\$396



MIG/Stick/TIG Inverter

The ultimate welder for Site Application

- DC MMA (Stick Electrode)
- Gas/Gasless MIG
- Lift arc TIG ignition
- Spool size 1 & 5kg (MIG 190/210)
- Spool size 5 & 15kg (MIG 250)
- Euro Connect MIG Torch
- Gear wire drive standard
- Includes MIG & Stick leads, regulator, gas hose & earth leads
- Digital Volt/Amp display



2 YEARS Warranty*



MODEL	MIG 190	MIG 210	MIG 250
ORDER CODE	W180	W1805	W179
Input Power Voltage	240V / 15A	240V / 15A	240V
Current Range MMA/TIG	10-160AMP	10-160AMP	10-250AMP
Current Range MIG	30-190AMP	30-210AMP	30-250AMP
Duty Cycle (MMA/TIG) 40°C	35% @ 160A / 100% @ 95A	20% @ 160A / 100% @ 72A	35% @ 224A / 100% @ 137A
(MIG) 40°C	35% @ 175A / 100% @ 103A	20% @ 210A / 100% @ 94A	35% @ 250A / 100% @ 148A
Weight (kg)	19	19	24
PRICE ex GST	\$900	\$1,100	\$1,200
PRICE inc GST	\$990	\$1,210	\$1,320

Spool Guns

LIGHT DUTY

Suits MIG180-190
\$250 ex GST
\$275 inc GST (W181B)

HEAVY DUTY

Suits MIG190-350K
\$400 ex GST
\$440 inc GST (W181A)



MIG/Stick/TIG Inverter

The ultimate welder for workshop application

- DC MMA (Stick Electrode)
- Gas/Gasless MIG
- Gear wire drive standard
- Lift arc TIG ignition
- Spool size 5 & 15kg
- Euro Connect MIG Torch
- Digital Volt/Amp display



2 YEARS Warranty*

Spool Gun Compatible

SWF

- Geared 4WD Drive Wire Feeder
- Voltage & Wire Speed controls at feeder
- Variable electronic inductance control
- Includes Euro Connect MIG Torch, 10m cables, Earth & Work Leads & Regulator



2 YEARS Warranty*

MODEL	200K	250K	350K	SWF250	SWF350	SWF500
ORDER CODE	W181	W182	W183	W186	W187	W253B
Input Power Voltage	240V	240V	415V	AC240V±15%	AC415V±15%	AC415V±15%
Current Range MMA/TIG	10-200	10-250	30-350	10-250	20-350	50-500
Current Range MIG	30-200	30-250	50-350	20-250	50-350	50-600
Duty Cycle 40°C (MMA/TIG)	35% @ 200A / 100% @ 118A	35% @ 250A / 100% @ 148A	40% @ 350A	35% @ 240A / 100% @ 137A	40% @ 350A / 100% @ 221A	60% @ 500A
Duty Cycle 40°C (MIG)	35% @ 200A / 100% @ 118A	35% @ 250A / 100% @ 148A	40% @ 350A	35% @ 250A / 100% @ 148A	40% @ 350A / 100% @ 221A	60% @ 500A
Weight (kg)	35kg	37kg	51kg	24kg / SWF with CABLE 23kg	35kg / SWF with CABLE 23kg	75kg
PRICE ex GST	\$1,200	\$1,400	\$1,850	\$2,100	\$2,550	\$3,300
PRICE inc GST	\$1,320	\$1,540	\$2,035	\$2,310	\$2,805	\$3,630

Industrial Workshop Range

- The Unimig Workshop series is a powerful welder with exceptionally high duty cycles
- Combining smooth arc characteristics with complete reliability
- It is ideally suited for medium to heavy fabrication industries as well as rural applications

All Industrial Range Include:
MIG Torch, Regulator & Earth Leads

3 YEARS Warranty*

MODEL ORDER CODE	270 / 270SWF W250 / W249	345 / 345SWF W190 / W191	390 / 390SWF W252 / W253	425SWF W253A
Input Power Voltage	AC240V±15%	AC415V±15%	AC415V±15%	AC415V±15%
Current Range	30-250 Amps	40-335 Amps	40-375 Amps	40-400 Amps
Duty Cycle 40°C	70%@250 Amps	60%@335 Amps	70%@335 Amps	50%@400 Amps
Voltage Steps	21	30	30	30
Wire Feed System	Geared 4WD	Geared 4WD	Geared 4WD	Geared 4WD
Weight (kg)	116/139	140/164	144/168	182
PRICE ex GST	\$1,950 / \$2,750	\$2,050 / \$2,600	\$2,300 / \$2,800	\$3,200
PRICE inc GST	\$2,145 / \$3,025	\$2,255 / \$2,860	\$2,530 / \$3,080	\$3,520



Pulse MIG Welders 250-500Amp available

The multi process power source allows the operator to choose between DC stick with VRD, DC TIG, DC MIG with pulse, MIG and Pulse MIG welding functions.

Offers increased welding efficiency through:

- Faster welding speeds
- Arc stability and control
- High penetration

Options available:
Push/pull torch, remote control torch (MIG) & water cooling

2 YEARS Warranty*

Priced from \$3,700 ex GST \$4,070 inc GST (W197)



DC Welders - Inverter Technology

- DC TIG Function
- Lift ARC ignition
- Arc Leads & shoulder strap included
- Electrode Hot start and Arc force
- Over voltage and thermal overload protection
- High strength metal case construction
- Generator compatible
- Tolerant to variable power supply

3 YEARS Warranty*

ARC 130/170 includes:
4 metre Electrode & Earth Leads

Generator compatible
and tolerant to variable
power supply

MODEL ORDER CODE	ARC 130DC W162	ARC170DC W164	TIG 180P / HF W163
Input Power Voltage	240V / 10A	240V / 15A	240V / 15A
Current Range	10-130A	10-170A	MMA 20-150A / TIG 10-180A
Duty Cycle 40°C	20%@130A MMA	25%@170A MMA/TIG	20%@180A TIG/DC
Weight (Kg)	4.9	5.2	8
PRICE ex GST	\$220	\$270	\$770
PRICE inc GST	\$242	\$297	\$847



DC Inverter HF TIG

- High Frequency DC TIG Function
- Multiple pulse modes
- Excellent ARC stability • Down slope time adjustment
- Post gas time adjustment • 2T & 4T Trigger functions
- Over voltage and thermal over load protection
- Tolerant to variable power supply
(Minimum 8 KVA Generator is recommended)

2 YEARS Warranty*

TIG 180P / HF Includes:
Earth Leads, Electrode Holder,
TIG Torch, Regulator



UNI-TIG AC/DC

- HF Start AC/DC TIG function
Adjustable Pre Gas - Post gas
- 2T / 4T Trigger function
- Adjustable AC balance control
- Adjustable Down slope
- Electrode Hot start and
Adjustable Arc force
- Tolerant to variable power supply
- Rugged metal case construction
- Adjustable pulse control
- Water Cooler Optional

2 YEARS Warranty*

Includes:
Earth Clamp, Electrode Holder,
TIG Torch, Regulator



Digital TIG 200 AC/DC Multi wave result in higher thickness of welding material at faster speed. The functions of softness and self regulating frequency give the softer arc with the lower noise emission. The new function Asymmetrical Balance Control and Mix Arc allows the use with light TIG torches and lower tungsten electrode size also with high current and heavy applications.



Optional Trolley

Optional Foot Pedal

MODEL ORDER CODE	200 W174	200 Multwave W173	315 W175
INPUT POWER VOLTAGE	240V / 15A	240V / 25A	AC415V±15%
CURRENT RANGE	10-200A	5-200A	10-315A
DUTY CYCLE 40°C TIG	20%@185A / 100%@90A		
MMA	20%@170A / 100%@80A		
AC BALANCE/CLEAN WIDTH%	20-80	Automatic	20-80
PULSE DUTY CYCLE %	10-90	Automatic	10-90
Weight (Kg)	30	18	37
PRICE ex GST	\$1,250	\$2,700	\$2,200
PRICE inc GST	\$1,375	\$2,970	\$2,420

UNI-FLAME Gas Cutting Kits

MODEL ORDER CODE	Oxygen / Acetylene O010	Oxygen / LPG O012
	1 x Oxygen Regulator 1 x Acetylene Regulator 1 x Blowpipe 1 x Cutting Attachment 1 x Mixer 1 x 10 Metre Twin Gas Hose Set 3 x Welding Tips 8 / 12 / 15 3 x Cutting Nozzles 8 / 12 / 15 1 x Heating Tip 2 x Flashback Arrestors (handle) 2 x Flashback Arrestors (regs) 1 x Radius Bar & Pivot 1 x Roller Guide	1 x Oxygen Regulator 1 x LPG Regulator 1 x Blowpipe 1 x Cutting Attachment 1 x Mixer 1 x 10 Metre Twin Gas Hose Set 2 x Welding Tips 8 / 12 / 15 3 x Cutting Nozzles 8 / 12 / 15 2 x Flashback Arrestors (handle) 2 x Flashback Arrestors (regs) 1 x Radius Bar & Pivot 1 x Roller Guide
PRICE ex GST	\$360	\$400
PRICE inc GST	\$396	\$440



Gas Cutting Kit - Straight Line

- Performs high quality straight, circle and bevel cuts
- Oxy fuel cutting
- Includes 1 torch,
3 tips & 1800mm
rail



MODEL ORDER CODE	CG-30 O015
CUTTING CAPACITY	5 - 60mm
BEVELS	0-45°
STRAIGHT CUTS	1.8 & Multiples
CIRCLE CUTTING DIA.	30 - 2400
CUTTING SPEED	180 - 1800mm/min
TORCH TYPE	Acetylene / LPG
Weight (Kg)	10
PRICE ex GST	\$800
PRICE inc GST	\$880

Plasma Cutting Systems

Inverter Range

The plasma carry series being light weight, compact and portable. Includes earth clamp, air filter regulator & plasma torch.

7 YEAR Warranty*
Built-in Air Compressor



Filter - M-30

Suits all Plasma Cutters



CODE	ex GST	inc GST
C492	\$210	\$231

Welding Curtain

- Includes frame & wheels
- 1.8 x 1.8 metres



CODE	ex GST	inc GST
W225	\$130	\$143



Workshop Series

The Uni-Plas workshop series has the benefit of a High Frequency ignition which enables any conductive metal to be cut smoothly, even with painted or rusty surfaces. The Uni-Plas workshop series can also be fitted with a machine torch for automatic cutting applications.

3 YEARS Warranty*

Plasma Cutters Include:
Earth Clamp & Plasma Torch



MODEL	SITE-CUT 10	CUT40	CUT55	CUT105
ORDER CODE	C420	C422	C425	C427
Primary Input Voltage	240V / 15A	240V / 15A	415V	415V
Current Range	7-40A	20-40A	20-55A	20-105A
Duty Cycle 40°C	60% @ 25A	30% @ 40A	30% @ 55A	30% @ 105A
Output Cutting Voltage (V)	~	100% @ 25A	100% @ 40A	100% @ 75A
Max. Cutting Thickness (mm)	10mm Steel	10mm Steel	20mm Steel	28mm Steel
Weight (kg)	19	12	21	28
PRICE ex GST	\$1,350	\$900	\$1,850	\$2,350
PRICE inc GST	\$1,485	\$990	\$2,035	\$2,585

MODEL	Uni-Plas	Uni-Plas	Uni-Plas
ORDER CODE	50/80	60/90/120	60/90/120/150
	C480	C490	C491
Primary Input Voltage	415V	415V	415V
Duty Cycle	40% @ 80 Amps	80% @ 120 Amps	70% @ 150 Amps
		100% @ 125 Amps	
Range	50 - 80 Amps	60 - 90 - 120 Amps	60 - 90 - 120 - 150 Amps
Comp. air capacity	230L/Minute	230 L/Minute	230L/Minute
Cutting Capacity (mm)	20mm Steel	35mm Steel	40mm Steel
	16mm Aluminium	28mm Aluminium	35mm Aluminium
PRICE ex GST	\$3,100	\$5,400	\$6,850
PRICE inc GST	\$3,410	\$5,940	\$7,535

Spot Welders

Portable

The TECNA hand held spot welders are light weight, reliable and simple to operate units for the smash repair and sheet metal fabrication industries. There are a variety of arms available for both the units enabling a range of applications. The 7020 has the added advantage of coming standard with a timer, a compensation circuit starts the timer only when there is a proper range of current, which allows welding on oxidized sheets or materials with painted surface. The 7913 is a 3 Phase water cooled hand held spot welder, designed for heavy duty body repairs and light production work.

TECNA®

Made in Italy



7 YEAR Warranty*

Range of arms & electrodes available

MODEL	ART 7020	ART 7913
ORDER CODE	W092	W093
Technical Specification	2 kVA	6 kVA
Maximum Thickness	2 + 2mm	2 + 2mm
Nominal Power	50% @ 2kVA	50% @ 6kVA
Max Welding Power	13kVA	16kVA
Secondary no load Voltage	2.3V	2.5V
Main fuse	16 Amp	16 Amp
Arms length Min-Max (mm)	125 (Opt. 250-500)	Opt. 150 - 500mm
Arms Gap (mm)	96mm	94mm
Dimensions (mm)	430 x 100 x 250mm	475 x 108 x 203mm
Functions	Timer	Water cooled, Timer
Primary Input Voltage	240V / 15A	415V
Weight (kg)	10 Kg	16 Kg
PRICE ex GST	\$900	\$2,000
PRICE inc GST	\$990	\$2,200

Pedestal

- Adjustable length of arms
- Adjustable electrode stroke
- Epoxy coated, water cooled transformer
- Water cooled arms, electrode holders and electrodes
- Synchronous SCR contactor insulated from water cooling circuit
- Adjustable electrode pressure
- Foot control adjustable in length
- Chrome / Copper electrode holders for long life, designed for both straight and angled fitting



Optional water cooler available

MODEL	3406-16	3408-25	3415-25
ORDER CODE	W075	W076	W077
Type	Manual	Manual	Pneumatic
Maximum Thickness	2.5 + 2.5mm	3 + 3mm	3 + 3mm
Nominal Power 50%	16kVA	25kVA	25kVA
Max. Welding Power	32kVA	62kVA	62kVA
Secondary No Load Voltage	3.4V	4.6V	4.6V
Main Fuse	32 Amp	50 Amp	50 Amp
Min-Max Throat Depth (mm)	230-550mm	230-550mm	230-550mm
Arms Gap (mm)	225mm	220mm	220mm
Main Power Supply	415V	415V	415V
Weight (kg)	115 Kg	128 Kg	123 Kg
PRICE ex GST	\$2,700	\$3,800	\$4,900
PRICE inc GST	\$2,970	\$4,180	\$5,390

Auto Darken - Welding Helmets **TECMEN®**

TEC-1G

- Suits MIG, TIG, Plasma, Arc & Grinding
- 2 arc sensors, no batteries required
- Adjustable shade 9-13
- High/low sensitivity & slow/fast delay
- View Area: 98 x 44mm
- Darkens in 1/16,000 second
- AS/NZS 1338.1.1992
- Includes spare cover lens & sweatband



CODE	ex GST	inc GST
W009	\$90	\$99

TEC-II

- Suits MIG, TIG, Plasma, Arc & Grinding
- 2 arc sensors, no batteries required
- Adjustable shade 9-13 with grind function
- Adjustable delay time & sensitivity
- View Area: 95 x 47mm
- Darkens in 1/25,000 second
- AS/NZS 1338.1.1992
- Includes spare cover lens & sweatband



CODE	ex GST	inc GST
W010	\$130	\$143

TEC-III

- Suits MIG, TIG, Plasma, Arc & Grinding
- 4 arc sensors (inc. 2 CR2450 lithium batteries)
- Internal adjustable shade 9-13 & delay
- Adjustable sensitivity with grind function
- View Area: 97 x 62mm
- Darkens in 1/25,000 second
- AS/NZS 1338.1.1992
- Includes spare cover lens & sweatband



CODE	ex GST	inc GST
W012	\$180	\$198

TEC-4G

- Suits MIG, TIG, Plasma, Arc, Oxy & Grinding
- 4 arc sensors (inc. 1 CR2450 lithium battery)
- Internal adjustable shade 6-9/9-13 & delay
- Adjustable sensitivity with grind function
- AS/NZS 1338.1.1992
- View Area: 95 x 85mm
- Darkens in 1/25,000 second
- Includes spare cover lens & sweatband



CODE	ex GST	inc GST
W016	\$270	\$297

Turboset 200 - Professional & Portable Mini Gas Set

- 2 x Regulators
- 2 Metre Twin Hose Set with Torch Handpiece
- Metal Carry Stand
- 4 x Additional Brazing Tips
- Filler Metal
- 2 x Combination Spanners
- Goggles & Flint Lighter
- 3 x Oxygen Regulator O-Rings



CODE	ex GST	inc GST
O017	\$290	\$319



Disposable Cylinders

TYPE	CODE	ex GST	inc GST
MAP Gas 400g	O0181	\$19	\$20.90
Oxygen 930ml	O0182	\$39	\$42.90

Gas Bottles Disposable - 2.2 Litre



TYPE	CODE	ex GST	inc GST
Mini Gas Regulator	O0171	\$50	\$55.00
Ar - Argon	O0183	\$60	\$66.00
Ar/O2 - 98% Argon & 2% Oxygen	O0184	\$60	\$66.00
Ar/CO2 - 90% Argon & 10% Carbon Dioxide	O0185	\$60	\$66.00

Welding Fume Extractor

WE-100

- 2 x 800W 240V motor • 5 layers of filters
- Magnetic base hood with 3m x Ø2 1/2" hose
- Captures up to 99.97% of 0.3 micron fumes
- Dimensions: 64 x 38 x 51mm
- Replacement filters available



Easy Access to Filter

CODE	ex GST	inc GST
W270	\$1,450	\$1,595



Optional: Carbon Filter

This carbon filter is designed to screen noxious fumes generated by chemicals. Just remove the 2nd Layer pre-filter 35% and add this Carbon Filter as the 5th Filter.



CODE	ex GST	inc GST
2CP0900	\$230.50	\$253.55

DML36SH-CAM Swivel Head 5 Speed Intermediate Lathe

The DML36SH-CAM is ideally suited to the beginner or more serious turner on a restricted budget. Featuring 4 speeds and cam lock handles on both the banjo and tailstock for ease of use.



There is a solid cast iron support for the headstock spindle assembly and the generous span between bearings will minimise strain on the spindle.



Only
\$418.00
(R800)

Over
100
years
Experience • Knowledge
Support • Reputation

5
YEAR
GUARANTEE



When the headstock is swivelled and the optional DML-BR bowl rest is used, the capacity is increased to 305mm. With 914mm between centres, this lathe offers large capacities for an intermediate machine.
(Shown with optional CWA180 Tubular Bowl Rest.)



The heavy duty tailstock within a cast iron construction gives stability and support to the workpiece.

Lathe is shown with optional DML-BR bowl turning attachment and DML/245 tubular leg stand.

Swivel Head Wood Lathe

Order Code

DML36SH-CAM 4 Speed

R800 **\$418.00**

Maximum bowl diameter with optional DML-BR: 305mm

Maximum between centres: 914mm

Maximum swing over bed: 230mm

Spindle speeds: 450, 950, 1500 & 2000rpm

Motor: 250W / 1/3hp 240V

Thread: 3/4" x 16TPI

Taper: 1 Morse Taper

Weight: 41kg

Size: L1537 x W305 x H336mm

Optional Accessories

DML/245 Tubular Leg Stand

DML-BR Bowl Turning Attachment

CWA180 Tubular Curved Tool Rest

Order Code

R8110 **\$81.40**

R8111 **\$66.00**

R8114 **\$30.25**

CL3-CAM Professional 5 Speed Lathe

A famous British design classic, the CL3 has an excellent reputation in the UK, featuring superior engineering and heavy duty construction, it takes pride of place in many professional workshops.



Only
\$748.00
(R801)



The headstock construction is heavy duty cast steel to minimise vibration.



The adjustable phosphor bronze bearing gives unrivalled support for turning large bowls and ensures years of solid, reliable performance.

The solid steel chromed bed bars add weight, rigidity and strength.

The cam action toolrest and tailstock allows for easy one-handed operation.

Shown with optional RPLB24-48 lathe stand.



Huge 914mm capacity between centres and up to 762mm bowl capacity when using the optional CL3/B.



The heavy duty tailstock within a cast iron construction gives stability and support to the workpiece.

Professional Wood Lathe

Order Code

CL3-CAM 5 Speed

R801 **\$748.00**

Maximum bowl diameter with optional CL3/B: 762mm

Maximum between centres: 914mm

Maximum swing over bed: 305mm

Spindle speeds: 425, 625, 925, 1360 & 2000rpm

Motor: 560W / 3/4hp 240V

Thread: 3/4" x 16TPI

Taper: 1 Morse Taper

Weight: 86kg

Size: L1625 x W381 x H386mm

Optional Accessories

RPLB24-48 Adjustable Lathe Stand

CL3/B Bowl Turning Attachment

CL0/H 432mm Double Tool Rest

CL0/J 254mm Tool Rest

Order Code

R8116 **\$242.00**

R8117 **\$165.00**

R8120 **\$53.90**

R8121 **\$33.00**

CL4-CAM Professional Electronic Variable Speed Lathe

With all the features of the CL3, this model adds a more powerful motor and a German made high quality electronic variable speed unit.



The headstock construction is heavy duty cast steel to minimise vibration.

The German made variable speed unit gives smooth, responsive speed change at the turn of a dial.

Only
\$1,650
 (R802)



The solid steel chromed bed bars add weight, rigidity and strength.



Shown with optional RPLB24-48 lathe stand and CL3/B bowl turning attachment.



The adjustable phosphor bronze bearing gives unrivalled support for turning large bowls and ensures years of solid, reliable performance.



The heavy duty tailstock within a cast iron construction gives stability and support to the workpiece.

Professional Wood Lathe

Order Code

CL4-CAM Electronic Variable Speed R802 \$1,650.00

Maximum bowl diameter with optional CL3/B: 762mm

Maximum between centres: 914mm

Maximum swing over bed: 305mm

Speeds: 13 - 4600rpm

Motor: 750W / 1hp 240V

Thread: 3/4" x 16TPI

Taper: 1 Morse Taper

Weight: 86kg

Size: L1625 x W381 x H600mm

Optional Accessories

RPLB24-48 Adjustable Lathe Stand R8116 \$242.00

CL3/B Bowl Turning Attachment R8117 \$165.00

CL0/H 432mm Double Tool Rest R8120 \$53.90

CL0/J 254mm Tool Rest R8121 \$33.00

Order Code

R8116 \$242.00

R8117 \$165.00

R8120 \$53.90

R8121 \$33.00

High Speed Steel Turning Tool Sets

RPCHS6

6 Piece HSS

Professional Spindle Turning Tool Set



Only
\$198.00
 (R8130)

RPCHS6-SS

6 Piece HSS

Essential Spindle and Bowl Turning Tool Set



Only
\$220.00
 (R8131)

RPCHS8

8 Piece HSS

Professional Spindle & Bowl Turning Tool Set



Only
\$264.00
 (R8132)

RPCHS6

RPCHS6-SS

RPCHS8

CH100 3/4" Roughing Gouge	✓	✓	✓
CH200 1/4" Spindle Gouge	✓	✓	✓
CH210 3/8" Spindle Gouge	✓	✓	✓
CH220 1/2" Spindle Gouge	✓	✓	✓
CH320 1" Flat Skew Chisel	✓	✓	✓
CH520 3/8" Parting and Beading Tool	✓	✓	✓
CH601 1/4" Deep Bowl Gouge	✓	✓	✓
CH602 3/8" Deep Bowl Gouge	✓	✓	✓
CH700 1/2" Domed Scraper	✓	✓	✓
CH701 3/4" Domed Scraper	✓	✓	✓
CH900 3/4" Oval Skew	✓	✓	✓

This collection of high quality tools has evolved using Records 100 years of experience in manufacturing fine edge cutting tools and consultation with many professional and amateur turners. The combination of quality HSS blades and ergonomic designed handles made from close grain beech hardwood make them the preferred choice for wood turning professionals and novices alike worldwide.

RPCHSP3

3 Piece HSS

Pen Turning Set



Only
\$79.20
 (R8133)

- 3/8" Spindle Gouge
- 1/8" Parting Tool
- 1/2" Oval Skew Chisel

This set of chisels are ideal for small projects such as pens. Their compactness makes delicate and fine work easier. The chisels come in an attractive presentation and storage box.

Individual Turning Tools



Description

Order Code

CH100 3/4" Roughing Gouge	R8135	\$55.00
CH120 1-1/4" Roughing Gouge	R8136	\$77.00
CH300 1/2" Skew Chisel	R8140	\$33.00
CH310 3/4" Skew Chisel	R8141	\$49.50
CH200 1/4" Spindle Gouge	R8137	\$33.00
CH210 3/8" Spindle Gouge	R8138	\$38.50
CH220 1/2" Spindle Gouge	R8139	\$44.00
CH601C 3/8" Fingernail Profile Gouge	R8147	\$62.70
CH602C 1/2" Fingernail Profile Gouge	R8149	\$77.00
CH604C 5/8" Fingernail Profile Gouge	R8150	\$99.00
CH900 3/4" Oval Skew Chisel	R8154	\$47.30
CH910 1" Oval Skew Chisel	R8155	\$58.30
CH920 1-1/4" Oval Skew Chisel	R8156	\$85.80
CH500 1/8" Parting & Beading Tool	R8142	\$44.00
CH520 3/8" Parting & Beading Tool	R8143	\$49.50
CH550 1/8" One Handed Parting Tool	R8144	\$33.00
CH601 1/4" Deep Bowl Gouge	R8146	\$49.50
CH602 3/8" Deep Bowl Gouge	R8148	\$59.40
CH600 1/2" Deep Bowl Gouge	R8145	\$71.50
CH700 1/2" Domed Scraper Chisel	R8151	\$35.20
CH701 3/4" Domed Scraper Chisel	R8152	\$44.00
CH702 1" Domed Scraper Chisel	R8153	\$55.00

WG250 Wet Stone Sharpener

A wet stone sharpening system with a range of high quality jigs and accessories is essential for many woodworkers and is also an extremely useful tool for general household tasks, such as the sharpening of knives, gardening tools and many other items.

Adjustable Torque - Some machines rely purely on the weight of the motor to apply drive to the wheel. This can be insufficient for more demanding tasks and cannot be adjusted for as the drive wheel wears. The Record Power WG250 has adjustable torque so you can easily apply the correct pressure for the job in hand or as the drive wheel wears.

Adjustable Speeds from 90 - 150rpm - As the stone wears the diameter reduces. On most machines you cannot do anything about this, but with Record Power you can adjust the speed to compensate. In addition when you want to remove material more quickly you can increase the speed of the stone.

Friable Stone - Long research went into finding the right friability for the stone, so that as the abrasive wears, heat increases reducing adhesion so the worn abrasive minerals come away to reveal fresh and effective new crystals.

Left Hand Nut Thread - To ensure the grinding wheel is held securely with no danger of unwinding.

Drip Guard - In addition to the polycarbonate water tray, the WG250 features a drip guard to help protect the top of the machine and re-direct drips into the main tray.

Integral Storage Tray - Perfect for convenient storage of the most used accessories such as the stone grader and angle finder.

Wide Range of Optional Accessories Available - To cope with all common sharpening tasks with repeatable accuracy.

Includes: WG250/C Straight Edge Jig
WG250/K Diamond Truing Tool
WG250/P Support Arm
WG250/R Stone Grader
WG250/S Honing Compound
WG250/T Angle Setting Gauge
WG250/U Angle Finder



Includes



WG250/K Diamond Truing Tool

Only
\$594.00
(R895)

BONUS

Stone Size: 250 x 50mm
Honing Wheel Size: 230 x 30mm
Speeds: 90 - 150rpm

Motor: 160W / 0.2hp 240V
Weight: 16kg
Size: L470 x W285 x H320mm



Sharpening Jigs

	Order Code	
WG250/A Gouge Jig	R8965	\$38.50
WG250/B Short Tool Jig	R8966	\$23.10
WG250/C Straight Edge Jig	R8967	\$37.40
WG250/D Plane Camber Jig	R8968	\$60.50
WG250/E Scissor Jig	R8969	\$44.00
WG250/F Side Wheel Sharpening Jig	R8970	\$18.70
WG250/G Short Knife Jig	R8971	\$33.00
WG250/H Long Knife Jig	R8972	\$44.00
WG250/I Tool Rest Jig	R8973	\$19.80
WG250/J Axe Jig	R8974	\$17.60

Sharpening Accessories

	Order Code	
WG250/K Diamond Truing Tool	R8975	\$77.00
WG250/L Leather Strop Wheel	R8976	\$59.40
WG250/M Replacement Sharpen. Stone	R8985	\$192.50
WG250/N Profiled Leather Honing Wheel	R8977	\$37.40
WG250/O Support Arm Extension Kit	R8978	\$24.20
WG250/P Support Arm	R8979	\$26.40
WG250/Q Protective Machine Cover	R8980	\$24.20
WG250/R Stone Grader	R8981	\$24.20
WG250/S Honing Compound	R8982	\$24.20
WG250/T Angle Setting Gauge	R8983	\$19.80
WG250/U Angle Finder	R8984	\$18.70
WG250/X Maintenance Kit for WG250	R8986	\$33.00

AC400 Two Stage Air Filter

It features two stage filtration with pocket filters to provide filtration down to 1 micron. It has 3 speeds and a timer function. Also supplied with mounting hooks and chains. This unit provides simple single stage filtration for areas up to 113m².

Only
\$297.00
(R850)



Filtration Rate: 409CFM
Motor: 1/8hp 240V
Filtration: 1 Micron
Noise Level: 69db
Weight: 14kg
Size: L431 x W514 x H258mm



SS16V Scroll Saw

The SS16V variable speed gives the versatility to cut a range of different materials. Slower speeds can be used for the cutting of plastic and non-ferrous metals, while faster speeds can be used for cutting wood up to 50mm thick.

Only
\$176.00
(R836)



Throat Depth: 406mm
Max Depth of Cut: 50mm
Speeds: 400-1600rpm
Table Tilt: 0-45°
Motor: 75W
Weight: 16kg
Size: L630 x W280 x H315mm



DS19 Compact Drill Stand

The DS19 features a precision manufactured rack and pinion rise and fall, with a solid precision ground column to provide steady, smooth and accurate movement.

The headstock is cast aluminium with a 43mm collar to accept most drills and some small routers. Head can be tilted.

Only
\$99.00
(R9526)



Stroke: 67mm
Throat Depth: 125mm
Holding Collar: 43mm
Weight: 6.6kg
Size: L260 x W175 x H500mm



RSDE1 Fine Filter Extractor

1000W 240V motor
45 Litre steel tank
2m x Ø100mm Hose
0.5 Micron Filtration
- Ideal for all types of wood dust and even MDF.
Two Stage Filtration - Featuring a two stage filtration process for extra fine dust.



Filtration Rate: 112CFM
Filtration: 0.5 Micron
Motor: 1kW, 1.3hp 240V
Weight: 11kg
Size: L360 x W530 x H620mm



Only
\$385.00
(R871)

RSDE2 Fine Filter Extractor

1000W 240V motor
50 Litre steel tank
2m x Ø100mm Hose
0.5 Micron Filtration - Ideal for all types of wood dust and even MDF.
Two Stage Filtration - Featuring a two stage filtration process for extra fine dust.



Includes Wheel Kit, 100-32mm reducer & 2m x Ø32mm hose

Filtration Rate: 112CFM
Filtration: 0.5 Micron
Motor: 1kW, 1.3hp 240V
Weight: 13.5kg
Size: L360 x W530 x H770mm

Only
\$484.00
(R872)

DX4000 Fine Filter Extractor

2 x 1000W 240V motors
80 Litre steel tank
2m x Ø100mm Hose
0.5 Micron Filtration
- Ideal for all types of wood dust and even MDF.
Triple Filtration - Featuring a three stage filtration process with an extra pre-filter to protect main filters.



Filtration Rate: 224CFM
Filtration: 0.5 Micron
Motor: 2 x (1kW, 1.3hp 240V)
Weight: 20kg
Size: L490 x W660 x H630mm

Only
\$682.00
(R875)



Alan Holtham Woodturning DVD's

In association with Record Power, Alan Holtham has produced a range of indispensable instructional DVDs covering the most popular areas of woodturning.

Only
\$27.50
each



This DVD is ideal for any bandsaw owner or new woodworker wanting to get the best from their machine as most of the principles covered are general to all bandsaws.

RPDVD01
Bandsaw Masterclass DVD
Duration - 60min

Order Code
R8350 \$27.50



RPDVD07
Woodworking Projects
Mantle Clock
Duration - 70min

This project combines both faceplate and spindle turning to produce an elegant finished product that is really functional and decorative. Alan shows you how to work accurately on the relatively small scale pieces and leads you confidently through the potentially difficult techniques of dividing out and angle drilling. This is a project that appeals to everyone and with his expert guidance it becomes a project for all abilities.

Order Code
R8353 \$27.50



RPDVD08
Woodworking Projects
Introduction to Bowl Turning
Duration - 66min

In this programme Alan Holtham shows you how to get started with bowl turning. Alan starts right at the beginning. Great stress is put on using the minimum number of tools to get the best result with the minimum of effort. The use of the bowl gouge is shown in detail, Alan then shows you how to prepare the bowl for the polishing process and he demonstrates a quick and easy finish using sealer and paste-wax.


Order Code
R8354 \$27.50



RPDVD09
Woodworking Projects
Wall Clock
Duration - 60min

If you have ever wanted to make your own clock then this DVD shows you clearly how to do just that. Using a standard quartz movement and a chapter ring that highlights the beauty of the wood, Alan leads you in detail through all the stages of turning and assembling this superb clock. A simple and straightforward piece of work that results in a truly unique piece, this must be one of your first projects.

Order Code
R8355 \$27.50



RPDVD06
Woodworking Projects
Intro. to Spindle Turning
Duration - 46min

In this programme Alan Holtham shows you how to get started with spindle turning. Using a stool leg as the demonstration piece, Alan starts right at the beginning. The whole project is turned using four basic tools, keeping it as simple as possible. Each tool is shown working in detail, to produce clean cuts that require the minimum of work. This programme gives you an excellent grounding in the basic techniques.

Order Code
R8352 \$27.50



RPDVD05
Step by Step Guide
Finishing on the Lathe
Duration - 45min

In this programme Alan Holtham demonstrates two different techniques for finishing work on the lathe. Achieving a good finish is perhaps the most important part of the making process, but it is one that is often rushed by the turner, spoiling what would otherwise have been a nice piece of work. All techniques are shown in real time so you see exactly how it is done.

Order Code
R8351 \$27.50



RPDVD10
Woodturning Techniques
Introduction to Pen Turning
Duration - 45min

This programme looks at equipment and materials needed for pen turning and shows in detail the important process of preparing the blanks. Then demonstrates how to make a basic pen including the finishing process & detailed assembly instructions. This is followed by a matching propelling pencil & then by several material & design variations using the basic pen mechanism. Alan leads you on to more...

Order Code
R8356 \$27.50

RPCV12 Carving Tool Set with Bonus DVD & Booklet

This superb value set contains a wide range of profiles, providing an ideal introduction to the fascinating world of wood carving.

Spring Alloy Steel This material helps the chisels retain their cutting edge longer and resists corrosion.

Included DVD features:

- Tool Talk • Sharpening and Maintenance
- The Significant Six Techniques
- Timber Selection • Projects • Tips & Tools

In the 16 page full colour companion booklet you will find a collection of projects to put your skills to the test.

Only
\$119.90
(R9701)



C Clamps

RPC-C/3	3" Capacity	644 Kgf Clamp Force	R9710	\$6.60
RPC-C/4	4" Capacity	823 Kgf Clamp Force	R9711	\$9.90
RPC-C/6	6" Capacity	953 Kgf Clamp Force	R9712	\$11.00

G Clamps

RPC-G/6	6" Capacity	1372 Kgf Clamp Force	R9714	\$14.30
RPC-G/8	8" Capacity	1809 Kgf Clamp Force	R9715	\$26.40
RPC-G/12	12" Capacity	2794 Kgf Clamp Force	R9713	\$35.20

T-Bar Clamps

1 1/2 Ton Clamping Force

RPC-T/42	42" Capacity T-bar Clamp	R9720	\$85.80
RPC-T/48	48" Capacity T-bar Clamp	R9721	\$93.50

RPCVM15 Carvers Mallet

Weighing 15oz, this mallet is an ideal general purpose tool suitable for delicate work as well as for heavier operations such as roughing out. The close grained Beech provides the ideal weight, hardness and strength.

Only
\$42.90
(R9703)



WB-PRO17 Premium Beech Workbench

The Record Power WB-PRO17 workbench is made from block laminated beech, equipped with heavy duty top and two substantial, high quality wooden vices with central screw and twin support bars. The top is a substantial 30mm thick with 20 dog holes, providing plenty of flexibility to accommodate a wide range of timber sizes. The bench is supplied with four circular profile dogs, the rotating heads of which feature a partially flattened area to ensure excellent registration of the work-piece. Integral to the stems of the dogs are fully adjustable sprung bearings, meaning a tight fit in the dog holes is always possible. Unlike much of the competition to this bench, its legs are also made from beech, rather than pine, to provide extremely solid foundations.

Includes: WB-DOG/A Pair of Short Bench Dogs &
WB-DOG/B Pair of Long Bench Dogs for Premium Workbenches

Apron Depth: 90mm
Benchtop Thickness: 30mm
Worktop Size: 1540 x 500mm
Weight: 77kg
Size: L1700 x W650 x H840mm



5
YEAR
WARRANTY

Only
\$1,089
(R9888)

Circular Plunge & Mitre Cut Saw

cs-55

- Powerful 1.2kW / 1.6hp 240V Motor
- The enclosed guard gives a 90% dust extraction capability
- Can tilt saw head up to 45° and will cut 41mm maximum depth
- Maximum precision, even when cutting free hand
- 15.5mm – close to wall cutting is achievable with cs-55 saw
- Parallel plunge allows the user to maintain a smooth and constant hand position while cutting
- 55mm @ 90° maximum depth of cut allows the trimming and sizing of most common door sizes
- Includes 24 tooth blade that gives a fine and accurate finish with very little breakout in laminates
- Note: Additional aluminium guide rails can be joined together for cutting longer lengths

160mm
1.2kW
55mm



PACKAGE INCLUDES (W874)

- 1 x cs-55 circular plunge cut saw
- 1 x 1400 x 200mm aluminium guide rail
- 1 x Clamp & stop accessories pack
- 1 x Anti fall over saw clamp

cs-55 Plunge Saw
\$270 ex GST
\$297 inc GST (W874)

Optional Accessories:

Saw Blades 160mm

CODE	Teeth	ex GST	inc GST
W879	24	\$27	\$29.70
W880	48	\$27	\$29.70

Extra Guide Rail

CODE	ex GST	inc GST
W876	\$75	\$82.50

Accessory Guide Rail Clamps & Stop

CODE	ex GST	inc GST
W877	\$25	\$27.50

Heavy Duty Clamps Guide Rail & Stop

CODE	ex GST	inc GST
W8775	\$39	\$42.90



Wet Stone Grinders

TiGer 2000S & TiGer 2500

- Splash proof motor & switch, fast cut aluminium oxide grinding wheel grade K220, suitable for sharpening high speed steel tools. TiGer range grinders are equipped with induction motors, TiGer 2000S has a duty cycle of 30min and the TiGer 2500 is rated for continuous operation. After sharpening the leather honing wheel removes the burr to give a smooth edge.
- Includes universal jig for straight edges, plane irons, ripping chisels, angle setting jig for measuring exact angles, water reservoir for cooling wheel and abrasive paste for honing.
- Includes knife jig (TiGer 2000S)



TiGer 2000S
\$180 ex GST
\$198 inc GST (W859)



TiGer 2500
\$290 ex GST
\$319 inc GST (W868)

MODEL		TiGer 2000S	TiGer 2500
ORDER CODE		W859	W868
Grinding Stone Diameter	mm	Ø200 x 40	Ø250 x 50
Leather Honing Wheel Dia.	mm	Ø200 x 30	Ø200 x 30
Motor Power / Voltage	W/V	120 / 240	200 / 240
Motor Speed	rpm	115	90
Shipping Dim. (LxWxH)	cm	39 x 31 x 39	39 x 38 x 40
Weight	kg	9.2	18.5
PRICE	ex GST	\$180	\$290
PRICE	inc GST	\$198	\$319

Suits: TiGer 2000S & TiGer 2500

House Hold Sharpening Kit

CODE	ex GST	inc GST
W861	\$100	\$110



Jig 40 is the perfect attachment for Axes with a blade up to 170mm.



Jig 120 is designed for knives with blade length of 100 to 200mm.



Jig 60 Suitable for small knives with blade length of 40 to 100mm.



Jig 160 is designed for scissors and hedge shears.

Suits: TiGer 2000S & TiGer 2500

WoodTurners Sharpening Kit

CODE	ex GST	inc GST
W862	\$100	\$110



Jig 25 for finger joint shaped turning gouges, bent carving gouges & V-Tools. Maximum width of tool 25mm.



Jig 55 rough turning & hollow turning tools used in conjunction with Universal Jig 100 (standard equipment), it provides perfect results on oblique edges & hollow chisels.



Jig 110 Suitable for turning scrapers, carving scrapers and cabinet scrapers.



Stone grader changes the grains on the grinding wheel for fine abrasion.

Suits: TiGer 2000S & TiGer 2500

Honing Paste

CODE	ex GST	inc GST
W8635	\$15	\$16.50



Wheel Dressing Attachment

- Wheel dressing attachment ensuring that the grinding wheel is always perfectly round and level

CODE	ex GST	inc GST
W8633	\$50	\$55



Suits: TiGer 2500 only

Jig 380 Planer blade attachment

- To be used variably for knives with different width, precise, easy running & maintenance-free guiding by sliding bearings
- Fine-setting for grinding angles
- 400mm max. grinding length
- Hard anodized

CODE	ex GST	inc GST
W866	\$320	\$352



■ Scroll Saw

■ Deco Flex

- 90W variable speed (550-1650rpm) motor
- 400mm throat capacity
- Large aluminium tilt table 0-45°
- Low voltage lamp
- Uses pinned & non pinned blades
- 35mm dust chute
- Flexible shaft drive. 3.2mm chuck, drilling, sanding, polishing, engraving & moulding
- Air Blower incorporated in machine
- Heavy duty cast iron base



■ Spare Blades:



Deco Flex
\$175 ex GST
\$192.50 inc GST (W348)

■ Optional Accessory Kit:

Polishing - Grinding - Sanding

CODE ex GST inc GST
W348A **\$25** \$27.50



MODEL	Deco Flex
ORDER CODE	W348
Throat Capacity	mm 400
Motor Power	W 90
Voltage	V 240
Shipping Dim. (LxWxH)	cm 67 x 33 x 40
Weight	kg 14

■ Bobbin Sander

■ OS-58

OS-58
\$220 ex GST
\$242 inc GST (W843)

- Used for sanding deep and wide work pieces, front edges, narrow inner curves, horizontal, vertical, diagonal, with or across the grain
- Rotating & oscillating action 58 times /min
- Heavy duty cast iron table 370 x 290mm
- Includes Sanding sleeves (1/2", 3/4", 1", 1 1/2", 2" & 3"), Table inserts (1/2", 3/4", 1", 1 1/2", 2" & 3") & sleeve spanner
- Extra sanding sleeves available (W843A - W843FF)



MODEL	OS-58
ORDER CODE	W843
Table Size	mm 370 x 290
Table Height	mm 330
Oscillation Stroke	mm 16
Spindle Ø	mm Ø12.7
Dust Port	mm Ø40
Motor Power	kW/hp 0.45 / 0.6
Motor Speed	rpm 2000
Voltage	V 240
Shipping Dim. (LxWxH)	cm 47 x 41 x 52
Weight	kg 17.3

■ Bench Top Router

■ hf-50

- Cast iron table size 610 x 360mm (1030 x 360mm with extension tables)
- Powerful 1500W brush type 240V motor
- Variable speed 8000 - 24,000rpm
- Adjustable spindle height 0 - 40mm
- Spindle lock for quick cutter change
- Magnetic switch with overload reset button
- Fine adjustment aluminium fence
- Includes 1/4" & 1/2" collets, mitre guide, spindle guard, Ø100mm dust chute & 2 x push blocks



hf-50
\$320 ex GST
\$352 inc GST (W846)

■ Optional Accessories:



MODEL	hf-50
ORDER CODE	W846
Table Size	mm 610 x 360
Table with Extensions	mm 1030 x 360
Variable Speed	rpm 8000 - 24000
Spindle Height	mm 0 - 40
Motor Power	kW/hp/V 1.5 / 2 / 240V
Shipping Dim. (LxWxH)	cm 53 x 66 x 37
Weight	kg 32

■ Linisher Sander

■ BTS 900x

- Solid cast construction
- Quick release for belt change
- Easy to use belt tracking
- 370W 240V induction motor
- Linishing work area 100 x 280mm
- 7.5m/sec belt speed ideal for timber
- Ø150mm disc with velcro backing pad
linishing belt can be used either vertically or horizontally
- Includes tilt table with mitre guide, sanding belt & disc



BTS 900x
\$180 ex GST
\$198 inc GST (L105)

■ Optional Accessories:



MODEL	BTS 900x
ORDER CODE	L105
Linishing Belt Size	mm 100 x 915
Sanding Disc Size	mm Ø150
Motor Power	W 370
Voltage	V 240
Shipping Dim. (LxWxH)	cm 56 x 32 x 34
Weight	kg 25

Planer Thicknesser

HMS 2600ci

- Heavy duty machines cast iron tables (easily and accurately adjustable)
- Unique vulcanized rubber feed roll system on the thicknesser mode
- 250 x 210mm thicknesser capacity
- 3mm stock removal
- Large professional planing fence
- Cast Iron thicknesser table adjust to 1/10mm for fine finishing
- Feed roller indentation marks are totally eliminated and the moderately set feed speed of 5m/min combined with 13,000 cuts per minute.



HMS 2600ci
\$1,490 ex GST
\$1,639 inc GST (W850)

MODEL	HMS 2600ci	
ORDER CODE	W850	
Planer Capacity	mm	260
Table Length	mm	1050
Thicknesser Capacity	mm	250 x 210
Feed Speed	M/min	5
Motor Power	kW/hp	2.2 / 3
Voltage	V/Amp	240 / 15
Shipping Dim. (LxWxH)	cm	111 x 62 x 90
Weight	kg	180

Oscillating Linisher Sander

Slik 7.0b


- Oscillating Sander, to prolong belt life
- Easy tracking adjustment
- Table height adjustment via hand wheel with rack and bevel gear
- Tilting sanding belt 90-180°
- 2515mm x 150mm belt size
- 16m/sec belt speed
- 2.9kW / 3.8hp 240V motor
- Magnetic safety stop switch
- Includes stand with built-in 1100W brush type motor dust collector, 2m x Ø100mm hose, end table, 2 spare belts, dust chute & guide support

NEW RELEASE

Slik 7.0b
\$1,390 ex GST
\$1,529 inc GST (L904)



Dust Collector Stand



Horizontal Position



Table Height Adjustment

Optional Accessories:



p157



p157



p225

MODEL	Slik 7.0b	
ORDER CODE	L904	
Belt Size	mm	150 x 2515mm
Table Size	mm	850 x 300mm
Motor Power	kW/hp	2.9kW / 3.8hp
Motor Voltage	V/Amp	240 / 15
Shipping Dim. (LxWxH)	cm	136 x 73 x 62
Weight	kg	185

Stand Base - Dust Collector

ug 700

- 1100W brush type 240V motor
- Dust collector acts as a stand with a wooden top
- Access door for easy cleaning
- Includes Ø100mm Hose x 2 metre long, 1 x filter bag & 1 x filter cartridge
- Ideal for portable thicknessers, table saws, scroll saws, bandsaws etc that require both stand and dust extraction



ug 700
\$290 ex GST
\$319 inc GST (L901)

MODEL	ug 700	
ORDER CODE	L901	
Inlet Diameter	mm	100
Cubic Feet per Minute	CFM	108
Motor Power	kW/hp	1.1kW / 1.5hp
Motor Voltage	V	240
Shipping Dim. (LxWxH)	cm	84 x 44 x 57
Weight	kg	34

Table Saw

HS120

- Portable on wheels - ideal for site work
- Large 550 x 800mm steel work table
950 x 800mm with side extension
550 x 1600mm with end extension
- Powerful 2.2kW / 3hp 240V induction motor
- Includes Ø315mm TCT saw blade
- 83mm depth of cut
- Tilt arbor to 45°
- Ø100mm dust chute
- Includes sliding table & stand

Includes
**SLIDING
TABLE**



HS120
\$360 ex GST
\$396 inc GST (W443)

Includes: HS120

- Mitre Guide ✓ Rip Fence ✓ Dust Chute ✓
Stand ✓ Push Stick ✓

MODEL	HS120
ORDER CODE	W443
Blade Size	mm Ø315
Table Size	mm 550 x 800
Table Size with extensions	mm 950 x 800
Max. Depth of Cut	90°/45° mm 83 / 49
Rip Capacity	mm 260
Motor Power	kW/hp 2.2 / 3
Voltage	V/Amp 240
Shipping Dim. (LxWxH)	cm 87 x 64 x 44
Weight	kg 65

Band Saws

Basato 3h Vario

- Unique variable speed drive system 370 - 750 M/min
- Large 548 x 400mm cast iron table
- Large 305 x 205mm cutting capacity
- 1.1hp 240V induction motor
- Standard base unit with wheel kit
- Precision rip fence with magnifier. Conveniently inserted from above for right and left hand use
- Patented single handed rack & pinion table tilt -17° to +45°
- Top & bottom 3-roller precision guides for high accuracy
- Blade guards fitted with micro switches
- Polished band wheels are fitted with rubber facing for smooth running
- Includes heavy duty mitre gauge & 95mm dust chute

Basato 3h Vario
\$680 ex GST
\$748 inc GST (W855)



Twin 3-roller blade guides



Table tilts from -17° to +45°

Basato 4

- Large 548 x 400mm cast iron table
- Massive 375 x 250mm cutting capacity
- 2hp 240V induction motor
- Enclosed cabinet stand with built in wheel kit
- Precision rip fence with magnifier
- Patented single handed rack/pinion table tilt -17° to +45°
- Top & bottom 3-roller precision guides for high accuracy
- Blade guards fitted with micro switches
- Accepts up to 30mm width of blade for deep ripping
- Two cutting speeds 800 & 1200M/min
- Includes heavy duty mitre gauge & 95mm dust chute

Basato 4
\$990 ex GST
\$1,089 inc GST (W856)



Quick release system for changing Band Saw blade



Industrial triple top & bottom bearing guides

Blades to suit: Basato 3 Vario

TYPE	TPI	TYPE	CODE	ex GST	inc GST
Carbon	6	Medium	W854A	\$13	\$14.30
Carbon	4	Coarse	W854B	\$13	\$14.30

Blades to suit: Basato 4

TYPE	TPI	TYPE	CODE	ex GST	inc GST
Carbon	6	Medium	W856A	\$16	\$17.60
Carbon	4	Coarse	W856B	\$16	\$17.60

MODEL	Basato 3h Vario	Basato 4
ORDER CODE	W855	W856
Throat Capacity	mm 305	375
Wheel Diameter	mm Ø315	Ø380
Height Capacity	mm 205	250
Table Size	mm 548 x 400	548 x 400
Frame Type	Steel	Steel
Assembled Height	mm 1690	1860
Blade CODE	No. W854A/B	W856A/B
Blade Size (LxWxT)	mm 2360 x 13 x 0.65	2895 x 13 x 0.65
Motor Power	kW/hp 0.8 / 1.1	1.5 / 2
Voltage	V 240	240
Shipping Dim. (LxWxH)	cm 116 x 61 x 43	114 x 72 x 49
Weight	kg 72	112
PRICE	ex GST	\$680
PRICE	inc GST	\$748
		\$990
		\$1,089

■ Disc Sander

■ DS300

- Ø305mm sanding disc
- 435 x 225mm table size
- 1420rpm Disc speed
- Easy to use mechanical disc brake
- Solid cast iron construction reduces vibration
- Includes cast alloy mitre guide
- Includes Ø63mm dust extraction port
- Gear drive adjustable table tilt to 45°
- Magnetic no-volt release switch & red emergency stop button
- 0.75kW / 1hp 240V motor

DS300
\$260 ex GST
\$286 inc GST (L1335)



■ Optional Accessories:



MODEL	DS300
ORDER CODE	L1335
Sanding Disc Size	mm Ø305
Motor Power	kW/hp 0.75 / 1
Voltage	V 240
Shipping Dim. (LxWxH)	cm 53 x 45 x 43
Weight	kg 36

This well designed heavy duty disc sander packed with features would be a welcome addition for any workshop. Including balanced steel sanding disc, fine ground cast iron table coupled with precision rack & pinion tilt, mechanical disc brake stops the disc in seconds and powerful 1hp motor, represents excellent value.

■ Thicknesser

■ TH410

- Large 407 x 225mm capacity
- Ideal for schools or TAFE with enclosed sides around cutter head for additional safety
- Heavy-duty 2.25kW / 3hp 240V motor
- Central column support for table
- 3 knives Ø70mm cutter block system, 5300rpm
- Heavy duty cast iron table 600 x 415mm
- Great innovation variable feed speed system between 5 - 7m/min
- Sound-proofing incorporated to reduce noise
- Infeed/outfeed support arms with 3 material rollers
- 4mm maximum depth of cut via hand wheel with digit height counter
- Integral extraction hood with a 120mm dust extraction outlet



TH410
\$1,590 ex GST
\$1,749 inc GST (W680)

MODEL	TH410
ORDER CODE	W680
Width Capacity	mm 407
Height Capacity	mm 225
Cutter Head - Blades	No. 3
Motor Power	kW/hp 2.25 / 3
Voltage	V/Amp 240 / 15
Shipping Dim. (LxWxH)	cm 80 x 75 x 115
Weight	kg 170

■ Band Saw

■ MBS500

- 1.5kW / 2hp 240V (15Amp) motor
- 2 blade speeds, 380 & 800m/min
- Rack & pinion adjustment on top blade guide
- 1-Piece steel fabricated frame
- 630 x 480mm cast iron table tilts to 45°
- Cast iron blade wheels
- Blade guards with safety micro-switches
- Quick-release blade tension mechanism
- Blade tension sight indicator
- Safety magnetic switch with emergency stop
- Twin 100mm dust chutes
- Includes mitre guide & mobile wheel kit

MBS500
\$1,550 ex GST
\$1,705 inc GST (W691)



MODEL	MBS500
ORDER CODE	W691
Throat Capacity	mm 465
Wheel Diameter	mm 470
Height Capacity	mm 285
Table Size	mm 630 x 480
Assembled Height	mm 1920
Blade CODE	No. W4335/6
Blade Size (LxWxT)	mm 3607 x 25mm
Motor Power	kW/hp 1.5 / 2
Voltage	V/Amp 240 / 15
Shipping Dim. (LxWxH)	cm 91 x 55 x 191
Weight	kg 200

■ Panel Saw

■ TS250RS

- 254mm diameter saw blade with 45° tilting arbor
- 80mm @ 90°, 54mm @ 45° depth of cut
- 1.5kW / 2hp 240V motor
- Ideal for the serious home user who wants to accurately process solid wood but also has the need to rip larger sheets
- Professional aluminium sliding work table with 1250mm travel ensures smooth & minimal friction travel
- Fence includes adjustable flip over stop
- 1200 x 238mm sliding table size
- 800 x 620mm work table
- Rise and fall spindle
- 600mm ripping capacity
- 30mm dust extraction outlet on blade guard as well as a 100mm chute from the enclosed stand
- Includes heavy duty aluminium extrusion rip fence with fine adjustment



TS250RS
\$1,490 ex GST
\$1,639 inc GST (W688)

MODEL		TS250RS
ORDER CODE		W688
Max. Blade Diameter	mm	Ø254
Max. Depth of Cut	90°/45° mm	80 / 54
Table Stroke	mm	1250
Cross Cut with Flip Over Stop	mm	1230
Cross Cut with Extension & Stop	mm	1230 - 2280
Rip Capacity	mm	600
Motor Power	kW/hp	1.5 / 2
Voltage	V	240
Shipping Dim. (LxWxH)	cm	86 x 62 x 57
Weight	kg	1670

■ Wood Lathe

■ M910

- Electronic variable speed 50-3890rpm
- 1.5kW / 2hp 240V inverter motor
- Heavy duty vibration absorbing cast iron construction
- Finely ground bed for reduced friction
- Heavy duty steel cabinet stand
- Versatile 24 position indexing
- Rear polished hand wheel brake
- 520mm swing over bed
- 975mm between centres
- 2MT tailstock & headstock spindle taper
- 4 large QUATRO design headstock bearings
- 720mm max. bowl diameter on outboard turning
- Spindle lock for easy removal of chucks
- 100mm tailstock spindle travel
- 30mm x (3.5mm pitch) spindle
- Magnetic switch with raised emergency stop button
- Includes bowl turning attachment



M910
\$3,150 ex GST
\$3,465 inc GST (W685)

MODEL		M910
ORDER CODE		W685
Swing Over Bed	mm	520
Between Centres	mm	975
Spindle Thread	size	30 x 3.5mm
Motor Power	kW/hp	1.5 / 2
Voltage	V	240
Dimensions (LxWxH)	cm	149 x 57 x 120
Weight	kg	330

■ Includes:

- Bowl Turning Attachment ✓
- Stand ✓
- Spur Drive ✓
- Live Centre ✓
- RH Face Plate ✓
- Toolrest ✓

■ Optional Accessories:



Band Saws

BP-250

- 375W / 1/2hp 240V induction motor
- Geared rack height adjustment for blade guides
- Cast iron table tilts 0-45°
- Ball bearing blade guide ensures smooth operation
- Aluminium rip fence with quick action lock
- 58mm dust chute
- Safety locks on hinged blade wheel doors
- Safety magnetic switch with dust cover
- Includes mitre guide and stand

BP-250
\$270 ex GST
\$297 inc GST (W417)

Blades to suit: BP-250

TYPE	TPI	TYPE	CODE	ex GST	inc GST
Carbon	6	Medium	W417A	\$10	\$11
Carbon	6 Narrow	Medium	W417B	\$10	\$11



Safety Locks on Doors



Sliding Rip Fence



Ball Bearing Blade Guides



BP-305

- Powerful 750W / 1hp 240V motor
- Geared rack height adjustment for blade guides
- Large 548 x 400mm cast iron table
- Rack & pinion table tilt to 45°
- Aluminium rip fence with quick action lock
- Mitre guide & fence can be used on either side of blade
- Quick release blade tension mechanism
- Large height capacity 175mm
- Micro-switch protection on hinged blade guard doors
- 2 speed via mechanical belt tension hand wheel system
- 100mm dust collector port
- Includes safety magnetic switch & stand

BP-305
\$430 ex GST
\$473 inc GST (W4202)

Blades to suit: BP-305

TYPE	TPI	TYPE	CODE	ex GST	inc GST
Carbon	6	Medium	W420A	\$13	\$14.30
Carbon	3	Coarse	W420B	\$13	\$14.30
Carbon	6 Narrow	Medium	W420F	\$13	\$14.30



3 Roller Precision Blade Guides



Tilting Table 0-45°



Safety Guard Micro & Blade Brush



Band Saws

BP-355

- 1500W / 2hp 240V motor
- Ball bearing blade guides
- Blade tension sight indicator
- Safety magnetic switch with emergency stop
- Curved hinged blade guards with safety micro-switches
- Heavy duty steel fabricated frame
- 2 x blade speeds via pulley system
- Quick-release blade tension mechanism
- Cast iron table tilts to 45°
- 100mm dust chute
- Includes mitre guide and enclosed stand

BP-355

\$850 ex GST

\$935 inc GST (W4224)

Blades to suit: BP-355

TYPE	TPI	TYPE	CODE	ex GST	inc GST
Carbon	6	Medium	W4224A	\$20	\$22
Carbon	3	Coarse	W4224B	\$20	\$22
Carbon	6 Narrow	Medium	W4224F	\$20	\$22



Ball Bearing Blade Guides



Sliding Rip Fence



Mitre Guide 0-45°



Cast Iron Table Tilts to 45°



Includes for BP-250, BP-305, BP-355:

Stand ✓ Mitre Guide ✓ Rip Fence ✓

MODEL		BP-250	BP-305	BP-355
ORDER CODE		W417	W4202	W4224
Throat Capacity	mm	245	305	345
Wheel Diameter	mm	Ø255	Ø310	Ø355
Height Capacity	mm	100	175	245
Table Size	mm	340 x 335	548 x 400	535 x 435
Assembled Height	mm	1530	1710	1800
Blade CODE	No.	W417A/B	W420A/B/F	W4224A/B/F
Blade Size (LxWxT)	mm	1712 x 10 x 0.65	2240 x 12.5 x 0.55	2750 x 16 x 0.65
Motor Power	kW/hp	0.37 / 1/2	0.75 / 1	1.5 / 2
Voltage	V/Amp	240 / 10	240 / 10	240 / 10
Shipping Dim. (LxWxH)	cm	88 x 44 x 34	112 x 37 x 51	140 x 58 x 43
Weight	kg	35	68	96
PRICE	ex GST	\$270	\$430	\$850
PRICE	inc GST	\$297	\$473	\$935

Band Saws

BP-430 & BP-480

- 1500W / 2hp 240V motor
- 2-speed (488 & 1010m/min)
- 415mm throat capacity (BP-430)
- 465mm throat capacity (BP-480)
- Magnetic NVR on/off switch, micro-switch protection on hinged blade guard doors
- Ball bearing blade guides
- Heavy duty cast iron wheels
- Quick-action blade tension
- Rack & pinion adjustment on top blade guide
- Twin 100mm dust chutes
- Cast iron table tilts to 45°
- CE safety standard compliant
- Quality Taiwanese manufacture

Blades to suit: BP-430

TYPE	TPI	TYPE	CODE	ex GST	inc GST
Carbon	6	Medium	W433A	\$20	\$22
Carbon	3	Coarse	W433B	\$20	\$22
Carbon	6 Narrow	Medium	W433C	\$20	\$22

Blades to suit: BP-480

TYPE	TPI	TYPE	CODE	ex GST	inc GST
Carbon	6	Medium	W434A	\$25	\$27.50
Carbon	3	Coarse	W434B	\$25	\$27.50

BP-430
\$1,490 ex GST
\$1,639 inc GST (W433)

BP-480
\$1,590 ex GST
\$1,749 inc GST (W434)



Ball Bearing Blade Guides



Sliding Rip Fence



BP-500 240V or 415V

- 2-speed (565/670 M/min)
- 2.2kW / 3hp 240V motor (W425)
- 2.2kW / 3hp 415V motor (W427)
- Foot brake with micro-switch
- Cast iron table tilts to 45°
- Magnetic switch with overload protection
- Heavy duty cast iron wheels and ripping fence
- 100mm dust chute
- Blade width tension indicator
- Includes rip fence and mitre guide
- Quality Taiwanese manufacture


Blades to suit: BP-500

TYPE	TPI	TYPE	CODE	ex GST	inc GST
Carbon	6	Medium	W425B	\$30	\$33.00
Carbon	3	Coarse	W425A	\$30	\$33.00
Carbon	1.25	Medium	W425C	\$34.55	\$38.01

BP-500 240V or 415V
\$1,990 ex GST
\$2,189 inc GST (W425) (W427)



or



Bearing Blade Guides



Heavy Duty Cast Iron Wheels



Emergency Foot Brake



Band Saws

BP-630

- Powerful 3750W / 5hp 415V motor
- Footbrake with micro-switch
- Magnetic switch with overload protection
- Heavy duty cast iron wheels and ripping fence
- Cast iron table tilts to 45°
- 100mm dust chute
- Blade width tension indicator
- Includes rip fence and mitre guide
- Quality Taiwanese manufacture

BP-630
\$2,850 ex GST
\$3,135 inc GST (W429)



Blades to suit: BP-630

TYPE	TPI	TYPE	CODE	ex GST	inc GST
Carbon	6	Medium	W429A	\$38.18	\$42
Carbon	3	Coarse	W429B	\$38.18	\$42



Bearing Blade Guides



Emergency Foot Brake



Heavy Duty Cast Iron Wheels



Blade Width Tension Indicator



Includes: BP-430, BP-480, BP-500, BP-630:

Mitre Guide ✓ Rip Fence ✓ Dust Chutes ✓

MODEL		BP-430	BP-480	BP-500	BP-500	BP-630
ORDER CODE		W433	W434	W425	W427	W429
Throat Capacity	mm	415	465	510	510	615
Wheel Diameter	mm	Ø430	Ø480	Ø525	Ø525	Ø630
Height Capacity	mm	310	310	335	335	370
Table Size	mm	430 x 430	480 x 480	508 x 612	508 x 612	542 x 660
Assembled Height	mm	1890	1980	1910	1910	2100
Blade CODE	No.	W433A/B	W434A/B	W425A/B	W425A/B	W429A/B
Blade Size (LxWxT)	mm	3345 x 16 x 0.8	3630 x 19 x 0.8	3937 x 25 x 0.7	3937 x 25 x 0.7	4483 x 25 x 0.9
Motor Power	kW/hp	1.5 / 2	1.5 / 2	2.2 / 3	2.2 / 3	3.7 / 5
Voltage	V/Amp	240 / 15	240 / 15	240 / 15	415	415
Shipping Dim. (LxWxH)	cm	77 x 51 x 204	87 x 51 x 216	92 x 64 x 205	92 x 64 x 205	113 x 76 x 222
Weight	kg	146	174	290	290	350
PRICE	ex GST	\$1,490	\$1,590	\$1,990	\$1,990	\$2,850
PRICE	inc GST	\$1,639	\$1,749	\$2,189	\$2,189	\$3,135

Linisher Sanders

L-69A

- 150 x 1220mm sanding belt
- Ø230mm disc with guarding
- 0.55kW / 3/4hp 240V motor
- Tilting table for use with disc or with belt in the vertical position
- Robust cast iron construction with steel floor stand
- 55mm dust chute to belt & disc
- Quick action belt release
- Includes tilting table and mitre guide, sanding belt disc & stand

L-69A
\$320 ex GST
\$352 inc GST (L107)



Linishing Belt Dust Chute



Vertical Linishing Position

L-612A

- Takes 150mm x 1220mm belt
- Ø305mm sanding disc
- Tilting table to belt & disc
- Heavy duty 1.1kW / 1.5hp 240V motor
- Can use linisher in vertical or horizontal position
- Stand included
- Cast iron table on linisher
- Quick action belt release
- 65mm dust chute to belt & disc
- Quality Taiwanese manufacture

L-612A
\$650 ex GST
\$715 inc GST (L109)



Side Table Swivels 0-45°



Horizontal Linishing Position

L-612

- Takes 150mm x 1220mm belt
- Ø305mm sanding disc
- Cast iron tilting disc table
- Aluminium tilting belt table
- Heavy duty 1.5kW / 2hp 240V cast iron frame motor
- Can use linisher in vertical or horizontal position
- Heavy duty quick action belt release
- 100mm dust chute to belt, 80mm to disc
- Includes graphite pad and stand
- Quality Taiwanese manufacture

L-612
\$890 ex GST
\$979 inc GST (L108)



HEAVY DUTY

15 Amp Plug
240V



Tilting Table 0-45°



Horizontal Linishing Position

Includes:

1 x Linishing Belt ✓ 1 x Sanding Disc ✓ Mitre Guide ✓ Stand ✓

Optional Accessories:



p222



p157



p157



p179

MODEL		L-69A	L-612A	L-612
ORDER CODE		L107	L109	L108
Linishing Belt	mm	150 x 1220	150 x 1220	150 x 1220
Sanding Disc Size	mm	Ø230	Ø305	Ø305
Motor Power	kW/hp	0.55 / 3/4	1.1 / 1.5	1.5 / 2
Voltage	V	240	240	240 / 15
Shipping Dim. (LxWxH)	cm	70 x 40 x 43	74 x 58 x 46	78 x 68 x 43
Weight	kg	52	62	72
PRICE	ex GST	\$320	\$650	\$890
PRICE	inc GST	\$352	\$715	\$979

Belt Sander

L-80

- Easy tracking adjustment
- Cast iron table 755mm x 250mm
- Includes stand and end table
- 100mm dust chute
- Heavy duty 1.1kW / 1.5hp dust proof motor
- Mitre guide included • For use flat or on edge
- Belt size 150mm x 2660mm
- Includes graphite pad and stand
- Quality Taiwanese manufacture

L-80
\$890 ex GST
\$979 inc GST (L112)



Tilting Finishing Head 90-45°

Includes:

1 x Linishing Belt ✓ Mitre Guide ✓ Stand ✓

MODEL	L-80	
ORDER CODE	L112	
Linishing Belt	mm	150 x 2260
Motor Power	kW/hp	1.1 / 1.5
Voltage	V/Amp	240
Shipping Dim. (LxWxH)	cm	126 x 68 x 52
Weight	kg	106
PRICE	ex GST	\$890
PRICE	inc GST	\$979

Optional Accessories:



Disc Sanders

DS-15S

- Large Ø380mm sanding disc
- Powerful 1.5kW / 2hp brake motor
- Disc speed 1462rpm
- Heavy 400 x 375mm cast iron table with ±60° mitre gauge
- Brake motor allowing disc to stop with-in 3 seconds
- The Ø63mm dust port from disc sander has been ducted through cabinet to a single Ø100mm outlet at rear of cabinet
- Tilting table up 0-15° / down 0-45°
- Enclosed cabinet stand
- Safety magnetic switch
- Quality Taiwanese manufacture

DS-15S 240V or 415V
\$1,390 ex GST
\$1,529 inc GST (L1352) (L1354)



or



BRAKE MOTOR

Optional Accessories:



MODEL	DS-15S	
ORDER CODE	L1352 / L1354	
Sanding Disc Size	mm	Ø380
Motor Power	kW/hp	1.5 / 2
Voltage	V/Amp	(240 15Amp) / 415
Shipping Dim. (LxWxH)	cm	61 x 57 x 125
Weight	kg	96
PRICE	ex GST	\$1,390
PRICE	inc GST	\$1,529

Includes:

Mitre Guide ✓ 1 x Disc ✓ Cabinet Stand ✓

Bobbin Sander

OVS-JM

- Rotating and oscillating action ensures exceptional finishing results
- Heavy duty precision ground cast iron table 609 x 609mm tilts to 45°
- 0.75kW / 1hp 240V motor
- Oscillating per minute: 75 times
- Sanding spindle speed: 1725rpm
- Table height: 990mm
- Ø100mm dust hood outlet
- Includes 10 sanding spindle & sleeves: 1/4", 3/8", 1/2", 5/8", 3/4", 1", 1 1/2", 2", 3" & 4"
- Quality Taiwanese manufacture

OVS-JM
\$1,350 ex GST
\$1,485 inc GST (W795)



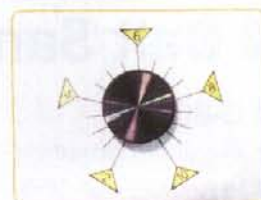
MODEL	OVS-JM	
ORDER CODE	W795	
Table Size	mm	609 x 609
Table Height	mm	990
Dust Port	mm	Ø100
Motor Power	kW/hp	0.75 / 1
Sanding Spindle Speed	rpm	1725
Voltage	V	240
Shipping Dim. (LxWxH)	cm	66 x 67 x 109
Weight	kg	145
PRICE	ex GST	\$1,350
PRICE	inc GST	\$1,485

■ Drum Sanders

■ DS-1632

- Open side configuration with sanding capacity (400mm with 1 Pass) & (800mm with 2 Passes)
- 3.2 - 127mm thickness capacity
- Variable feed speeds from 0.6-3 M/min to suit various sanding requirements and material widths
- Rugged aluminium drum supports frame • Includes stand
- Drum height is adjusted by turning a control hand wheel
- Depth scale provided on the drum support frame for accurate reading of height adjustment
- Quality Taiwanese manufacturer

DS-1632
\$820 ex GST
\$902 inc GST (L110)



Variable Speed Dial



Sanding Wheel with Rollers

■ Sanding Belts: to suit DS-1632

SANDING BELTS		CODE	ex GST	inc GST
(LxW) 2330 x 75mm 80G		A92308	\$20	\$22
(LxW) 2330 x 75mm 120G		A92312	\$20	\$22

■ Twin Drum Sander

■ DS-25

- Twin drum sanding, ideal for fast removal of material while giving a fine finish in a single pass
- 635mm width capacity
- 2 x Ø100mm dust outlets
- Variable speed conveyor feed
- Min/Max work piece (6 - 127mm)
- Dynamically balanced sanding drums ensure smooth running
- 2 x Ø127mm sanding drums, including (1 course & 1 fine)
- 2.2kW / 3hp Induction 240V motor
- Quality Taiwanese manufacturer



DS-25
\$1,990 ex GST
\$2,189 inc GST (L129)



Conveyor Feed Motor

■ Sanding Belts: to suit DS-25

SANDING BELTS		CODE	ex GST	inc GST
(LxW) 2750 x 100mm 80G		A94408	\$20	\$22
(LxW) 2750 x 100mm 120G		A94412	\$20	\$22

■ Scroll Saw

■ B-18V

- 120W 240V motor • Variable speed (550 - 1700rpm)
- 460mm throat capacity • Ideal for wood, metal or plastic
- Cast iron table tilts 45° to the left and 8° to the right
- Accepts straight or pinned blades
- Includes air blower, flexible work light & 35mm dust outlet
- Weight 23kg • Dimensions (LxWxH) 69 x 32 x 50cm

B-18V
\$250 ex GST
\$275 inc GST (W352)



■ Scroll Saw Blades:

TYPE	Pack of 12 Blades	CODE	ex GST	inc GST
Straight - Pinned	10,15,18,20,25TPI	W354A-E	\$11.82	\$13
Spiral - Plain	0,3,5,7,9TPI	W355-E	\$9	\$9.90
Straight - Plain	0,2,4,6,8,10,12TPI	W356-G	\$9	\$9.90

Jointers

PT-6

- 150mm width capacity
- 0.75kW / 1hp 240V motor
- 3 blade cutter head
- Long 1200mm cast iron table with 13mm rebating
- Rigid quick action tilting fence to 45° with adjustable stops
- Magnetic safety switch with raised emergency stop button
- Spring loaded blade guard
- Adjustable in & out feed tables
- Quick action lever enables height adjustment for infeed table
- Includes sturdy wide foot print stand & Ø100mm dust chute

PT-6
\$490 ex GST
\$539 inc GST (W619)



Table Height Adjustment



Quick Action Tilting Fence

P-200H

- 200mm width capacity
- Long 1785mm table with 13mm rebating
- Adjustable in & out feed tables
- 1.5kW / 2hp 240V motor
- Rigid quick action tilting fence to 45° with adjustable stops
- Magnetic safety switch with paddle emergency stop
- Enclosed stand with Ø100mm dust chute
- 4 blade cutter head
- Spring loaded blade guard
- **Optional:** Spiral cutter head available - see page 225

P-200H
\$990 ex GST
\$1,089 inc GST (W629)



Table Height Adjustment

Optional Accessories:



p222



p225



p109



p224



p179



MODEL		PT-6	P-200H
ORDER CODE		W619	W629
Table Length	mm	1200	1785
Planer width Capacity	mm	150	200
Rebate	mm	13	13
Cutter Head - Blades	No.	3	4
Motor Power	kW/hp	0.75 / 1	1.5 / 2
Voltage	V/Amp	240	240 / 15
Shipping Dim. (LxWxH)	cm	123 x 52 x 26	185 x 51 x 87
Weight	kg	101	184
PRICE	ex GST	\$490	\$990
PRICE	inc GST	\$539	\$1,089

Planer & Thicknesser Combination

PT-300

- Heavy-duty 2.25kW / 3hp 240V motor
- 304mm wide x 220mm high timber capacity
- Auto-feed thicknesser rollers 5m/min
- Four blade cutter head @ 5500rpm
- 1510 x 400mm jointer table size • Ø100mm dust chute
- Large aluminium fence tilts 45-90° with 4-way locking system & unique sliding design
- Heavy duty cast iron tables with a machined finish to ensure accuracy & flatness
- Large hand-wheel for quick and precise adjustments of planer table

MODEL		PT300
ORDER CODE		W613
Thicknesser Capacity (LxW)	mm	304 x 220
Planer Width Capacity	mm	304
Motor Power	kW/hp	2.2 / 3
Voltage	V/Amp	240 / 15
Shipping Dim. (LxWxH)	cm	165 x 64 x 115
Weight	kg	316



PT-300
\$1,990 ex GST
\$2,189 inc GST (W613)

Optional Morticing Attachment:

CODE	ex GST	inc GST
W615	\$250	\$275



Thicknessers


T-318

- Ideal portable machine with lifting handles
- 2kW / 2.7hp 240V motor
- 318mm x 160mm timber capacity
- Powered in-feed rollers
- 4 post design
- Anti-kick back fingers
- Two double sided blades with quick action change and blade setting jig
- Adjustable extension tables
- Overload protection
- Includes Ø100mm dust chute
- A dust collector is required with this thicknesser

T-318

\$360 ex GST

\$396 inc GST (W800)



Storage Compartment with Blade Setting Gauge



Stand - (W801)

\$50 ex GST

\$55 inc GST



100mm Dust Chute



Thickness Height Gauge



Height Adjustment Handle

T-330

- Digital height gauge
- 2 speed feed gearbox for in-feed rollers
- Heavy-duty 1.8kW / 2.4hp 240V motor
- Rigid four post design
- Rollers on top of thicknesser for increased productivity
- Two double sided blades
- Headlock ensures minimal movement during operation
- Anti-kick back fingers
- Extension tables with material rollers
- Includes Ø100mm dust chute and stand
- A dust collector is required with this thicknesser

T-330

\$450 ex GST

\$495 inc GST (W805)



2-Speed Feed Gearbox



**Includes
STAND**



Ø100mm Dust Chute



Head Locking Lever



Digital Height Readout

Optional Accessories:



p222



p225



p109



p224



p179

MODEL		T-318	T-330
ORDER CODE		W800	W805
Width Capacity	mm	318	330
Height Capacity	mm	160	152
Cutter Head - Blades	No.	2	2
Motor Power	kW/hp	2 / 2.7	1.8 / 2.4
Voltage	V	240	240
Shipping Dim. (LxWxH)	cm	68 x 39 x 49	69 x 50 x 39
Weight	kg	30	43
PRICE	ex GST	\$360	\$450
PRICE	inc GST	\$396	\$495

Thicknessers

T-380A & T-380S

- 380mm wide x 150mm high timber capacity
- Digital height gauge
- Motor located in enclosed stand ensuring effortless rise/fall & less wear to mechanical components
- Solid cast iron construction • 2 speed gearbox
- 3 blade cutter head with quick action blade change (W414)
- 4 x spiral cutter head with 68 pre-loaded carbide inserts (W414S)
- Table locking handles locks both left & right post
- Anti-kick-back fingers
- Ø100mm dust chute
- Quality Taiwanese manufacture
- **Optional:** Spiral cutter head available - see page 225



2 Speed Feed Gearbox



Digital Height Readout

T-380A - HSS Knives

\$1,350 ex GST
\$1,485 inc GST (W414)

T-380S Spiral Cutter Head

\$2,250 ex GST
\$2,475 inc GST (W414S)



T-20 & T-20S

- Suits professional workshop, heavy cast iron machine
- 3hp 240V motor (W415A) or 5hp 415V motor (W415)
- 4 knife cutter head with quick action blade change & adjustment (W415A, W415)
- 4 x spiral cutter head with 92 pre-loaded carbide inserts (W415S)
- Cutting speed 5000rpm
- 2 speed feed rollers with pressure adjustment
- Ø125mm dust chute
- Industrial contactor switch with overload protection
- Anti kick back fingers
- Table locking handles lock both left & right
- Heavy duty 4 post design with protective concertina covers
- Quality Taiwanese manufacture
- **Optional:** Spiral cutter head available - see page 225

T-20 - HSS Knives

\$2,190 ex GST
\$2,409 inc GST (W415A)
\$2,409 inc GST (W415)

T-20S Spiral Cutter Head

\$3,190 ex GST
\$3,509 inc GST (W415S)

508mm
WIDTH
CAPACITY



SPIRAL CUTTER HEAD

T-380S & T-20S THICKNESSERS

Spiral Cutter Head with carbide inserts for long life



NEW RELEASE

MODEL		T-380A	T-380S	T-20	T-20	T-20S
ORDER CODE		W414	W414S	W415A	W415	W415S
Cutter Head	Standard/Spiral	Standard	Spiral	Standard	Standard	Spiral
Blades Type	HSS/Carbide	HSS	Carbide	HSS	HSS	Carbide
Width Capacity	mm	380	380	508	508	508
Height Capacity	mm	150	150	200	200	200
In/Out Feed Tables	Type	Single Roller	Single Roller	Single Roller	Single Roller	Single Roller
Cutter Head	HSS Blades	3	~	4	4	~
Spiral Head	Spirals/Tips	~	4 / 68	~	~	4 / 92
Motor Power	kW/hp	1.5 / 2	2.2 / 3	2.2 / 3	3.7/5	3.7/5
Voltage	V/Amp	240 / 15	240 / 15	240 / 15	415	415
Shipping Dim. (LxWxH)	cm	76x63x78	76x63x78	75x95x110	75x95x110	75x95x110
Weight	kg	230	230	420	420	420
PRICE	ex GST	\$1,350	\$2,250	\$2,190	\$2,190	\$3,190
PRICE	inc GST	\$1,485	\$2,475	\$2,409	\$2,409	\$3,509

Swivel Head Wood Lathes

WL-18

- Swivel head - ideal for bowl turning
- Variable speed (500-2000rpm)
- 900mm between centres
- Full cast iron head and bed
- 0.75kW / 1hp 240V motor
- 2MT, 1" x 10TPI spindle
- Hollow tailstock - 2MT
- Dust proof magnetic switch
- Includes bowl turning attachment & sheetmetal stand

WL-18
\$450 ex GST
\$495 inc GST (W382)

Includes
BOWL TURNING
ATTACHMENT



Includes Bowl Turning Attachment



Variable Speed Lever



WL-20

- Swivel head - ideal for bowl turning
- Head can slide along the length of the bed
- Variable speed (500-2000rpm)
- 1100mm between centres
- Full cast iron head and bed
- 0.75kW / 1hp 240V motor
- 2MT, 1" x 10TPI spindle
- Hollow tailstock - 2MT
- Dust proof magnetic switch
- Includes bowl turning attachment & sheetmetal stand

WL-20
\$540 ex GST
\$594 inc GST (W384)

Includes
BOWL TURNING
ATTACHMENT

Includes: WL-18, WL-20, WL-46A

- Face Plate ✓ Tailstock ✓ Tool Rest ✓ Drive & Live Centres ✓
Stand ✓ Cast Iron Stand (WL-46A) ✓
Bowl Turning Attachment (WL-18, WL-20) ✓

Optional Accessories:



MODEL		WL-18	WL-20	WL-46A
ORDER CODE		W382	W384	W387
Swing Over Bed	mm	300	350	462
Between Centres	mm	900	1100	1194
Spindle Thread	size	1" x 10TPI	1" x 10TPI	30 x 3.5mm
Motor Power	kW/hp	0.75 / 1	0.75 / 1	1.5 / 2
Voltage	V	240	240	240
Shipping Dim. (LxWxH)	cm	137 x 32 x 36	160 x 33 x 44	175 x 56 x 57
Weight	kg	85	97	265
PRICE	ex GST	\$450	\$540	\$1,690
PRICE	inc GST	\$495	\$594	\$1,859

Wood Lathe

WL-46A

- Digital speed display
- Electronic variable speed (100-3200rpm) with 2 belt steps
- Heavy cast iron legs
- Full cast iron head and bed
- 1.5kW / 2hp 240V motor
- 462mm swing
- 1194mm between centres
- Dust proof magnetic switch

Please refer to specifications on page 212

WL-46A
\$1,690 ex GST
\$1,859 inc GST (W387)

HEAVY DUTY
CAST IRON



Optional Accessories:

- Bowl turning attachment suits WL-46A wood lathe

Bowl Turning Attachment
\$90 ex GST
\$99 inc GST (W387A)



Variable Speed Control,
Forward/Reverse



Digital Speed Readout



Variable Speed Motor



High/Low Speed Range

Wood Turning Tool Sets - High Speed Steel

6 Piece Set

Up to 350mm Handles

- 12mm deep bowl chisel - long handle
- 24mm roughing gouge
- 24mm oval skew chisel
- 19mm domed scraper
- 5mm parting & beading
- 9mm spindle gouge



8 Piece Set

Up to 230mm Handles

- 15mm skew chisel
- 26mm skew chisel
- 24mm roughing gouge
- 14mm spindle gouge
- 7mm spindle gouge
- 16mm parting & beading
- 14mm parting & beading
- 15mm domed scraper



CODE	ex GST	inc GST
W302	\$110	\$121

CODE	ex GST	inc GST
W301	\$110	\$121

Scroll Chuck - 100mm

- 4-Jaw self centring
- 1 x action T-key
- Insert included 1" x 10TPI thread
- Comes with 2 x T-key (one for clamping & one for jaws)
- 1 x wood screw included • 24 Indexing plate • 0.2mm tolerance
- Gripping internally and externally

100mm Scroll Chuck
\$150 ex GST
\$165 inc GST (W370)



ACCESSORIES to suit (W370)	CODE	ex GST	inc GST
200mm Bowl Jaws	W371	\$50	\$55.00
100mm Step Jaws	W372	\$35	\$38.50
25mm Jaws	W373	\$35	\$38.50
90mm Power Grip Jaws	W374	\$35	\$38.50



Roller Steady

- 3 point roller steady suits models WL-18 & WL-20 wood lathes



CODE	ex GST	inc GST
W378	\$45	\$49.50

Drive & Live Centres



- Suit wood lathes

TYPE	TAPER	CODE	ex GST	inc GST
Drive	2MT	WC023	\$20	\$22
Live	2MT	WC037	\$30	\$33

Optional Inserts

- Suits W370 Scroll Chuck



INT. THREAD	CODE	ex GST	inc GST
30 x 3.5mm	W366	\$25	\$27.50
3/4" x 16TPI	W367	\$25	\$27.50

Table Saws

TS-251

- Ideal for site work or home work shop
- Includes Ø254mm TCT saw blade
- 75mm depth of cut
- Tilt arbor to 45°
- Large 910 x 940mm aluminium table with steel extensions
- Ø35mm dust outlet
- Powerful 1.5kW / 2hp 240V brush motor
- Complete with stand, push stick and mitre guide

TS-251
\$220 ex GST
\$242 inc GST (W446)



Dust Chute



Magnetic Safety Switch

SB-12

- Large 510 x 686mm cast iron table
1030 x 686mm with side extensions
- Includes Ø300mm TCT saw blade
- 100mm depth of cut at 90°
- 80mm depth of cut at 45°
- Dust proof magnetic switch
- Tilt arbor to 45° • Ø100mm dust chute
- Powerful 2.2kW / 3hp 240V induction motor
- Includes heavy duty rip fence with micro-adjustment, operated left or right of blade
- Complete with stand, push stick and mitre guide

SB-12
\$860 ex GST
\$946 inc GST (W452)



Heavy Duty Rip Fence with Micro Adjustment



Mitre Guide



Blade Tilt Handle with Lock

Includes:

Mitre Guide ✓ Rip Fence ✓ Dust Chute ✓ Stand ✓ Push Stick ✓

MODEL		TS-251	SB-12
ORDER CODE		W446	W452
Blade Size	mm	Ø254	Ø300
Table Size	mm	445 x 590	510 x 686
Table Size with extensions	mm	910 x 945	1030 x 686
Max. Depth of Cut	90°/45° mm	75 / 65	100 / 70
Rip Capacity	mm	175	600R/520L
Motor Power	kW/hp	1.5 / 2	2.2 / 3
Voltage	V/Amp	240	240 / 15
Shipping Dim. (LxWxH)	cm	71 x 56 x 36	150 x 71 x 60
Weight	kg	31	120
PRICE	ex GST	\$220	\$860
PRICE	inc GST	\$242	\$946

Table Saws

SB-10H

- Large 560 x 800mm cast iron table
1170 x 800mm with side extensions
- Includes Ø254mm TCT saw blade
- 75mm depth of cut at 90°
- 60mm depth of cut at 45°
- Dust proof magnetic switch
- Tilt arbor to 45°
- Powerful 2.2kW / 3hp 240V induction motor
- Includes heavy duty rip fence with micro-adjustment, operated left or right of blade
- Dust extraction at the top of the blade as well as Ø100mm chute from the enclosed stand
- Includes mitre guide

SB-10H
\$1,090 ex GST
\$1,199 inc GST (W453)



Ø100mm Dust Chute



Blade Height Adjustment with Angle Reading



ST-250

- Cast iron work table
- 1250mm travel sliding work table with mitre guide & work clamp
- Rise and fall spindle
- 75mm depth of cut
- Ø100mm dust Chute
- Dust proof magnetic switch
- Ø254mm saw blade with 45° tilting arbor
- 2.2kW / 3hp 240V induction motor
- Includes heavy duty rip fence with micro-adjustment
- Complete with stand, TCT blade and sliding table
- Dust extraction at the top of the blade as well as a Ø100mm chute from the enclosed stand

ST-250
\$1,350 ex GST
\$1,485 inc GST (W450)



Mitre Guide



Micro Adjustment on Rip Fence



Material Clamp with Adjustable Guide

Includes:

Mitre Guide ✓ Rip Fence ✓ Dust Chute ✓ Stand ✓

MODEL		SB-10H	ST-250
ORDER CODE		W453	W450
Blade Size	mm	Ø254	Ø254
Table Size	mm	560 x 800	560 x 800
Table Size with extensions	mm	1170 x 800	865 x 800
Max. Depth of Cut	90°/45° mm	75 / 65	75 / 65
Cross Cut	mm	-	1250
Rip Capacity	mm	660R/540L	600
Motor Power	kW/hp	2.2 / 3	2.2 / 3
Voltage	V/Amp	240 / 15	240 / 15
Shipping Dim. (LxWxH)	cm	83 x 65 x 82	83 x 63 x 62
Weight	kg	197	190
PRICE	ex GST	\$1,090	\$1,350
PRICE	inc GST	\$1,199	\$1,485

Optional Accessories:



p222



p224



p109



p225



p179

Table Saws

ST-12D

- Robust machine suitable for the professional workshop
- Tilt arbor 45°
- Heavy-duty quick-action 1220mm rip fence
- Triple A-section V-belt drive for maximum power transmission
- Heavy steel fabricated stand with Ø100mm dust chute
- Emergency stop contactor switch with overload protection
- Includes mobile base, mitre guide & Ø305mm TCT blade
- Quality Taiwanese manufacturer



ST-12D - 3hp 240V or 5hp 415V

\$1,490 ex GST

\$1,639 inc GST (W454) (W455)



Optional Accessories:

TYPE	CODE	ex GST	inc GST
 Arbor Extension suits DADO Blades	KA1028	\$57.50	\$63.25
 Blade Insert suits DADO Blades	KA0999	\$40.00	\$44



Tilt Arbor to 45° Handle



Blade Height Adjustment Handle & Angle Scale



Magnetic Safety Switch



Swivel Wheels on Mobile Base with Levelling Screws



Heavy Duty Mitre Guide ±60°



Single Lock Lever on Rip Fence with Magnified Scale

MODEL	ST-12D	
ORDER CODE	W454 / W455	
Blade Size	mm	Ø305
Table Size	mm	950 x 690
Max. Depth of Cut	90°/45° mm	95/65
Rip Capacity	mm	1220
Motor Power	kW/hp	2.1/2.8 / 3.7/5
Voltage	V	240 / 415
Shipping Dim. (LxWxH)	cm	86 x 77 x 110
Weight	kg	300
PRICE	ex GST	\$1,490
PRICE	inc GST	\$1,639

Optional Accessories: ST-12D



OPTIONAL - SAW GUARD

\$250 ex GST

\$275 inc GST (W459)

OPTIONAL - SLIDING TABLE

\$850 ex GST

\$935 inc GST (W458)

■ (W459) Saw guard hood with Ø60mm dust extraction chute

■ (W458) 1250mm sliding table with pivoting work fence & quick action material clamp, provides an 2450x1250mm sheet cutting capacity



Optional Sliding Table with Ball Bearing Slides



Optional Sliding Table with Material Clamp

Panel Saws

PS-1810

- 2.6 kW / 3.5hp 240V motor
- Ø315mm saw blade has 45° tilting arbor
- Ø90mm scribe blade
- 1240mm ripping capacity
- Main saw blade speed 4500rpm
- Precision ground cast iron main table 820 x 800mm with extensions 1260 x 800mm
- Adjustable quick action material clamp and mitre gauge located on sliding table
- Durable extruded aluminium slide provides extremely smooth traverse, table is 1800 x 270mm wide
- Enclosed cabinet stand with Ø100mm dust chute
- Table extensions on right and rear side of main table permits convenient cutting for large panels
- Includes mitre guide, push stick and overhead guard

PS-1810
\$2,290 ex GST
\$2,519 inc GST (W700)



Sliding Material Clamp



Heavy Duty Rip Fence



90mm Scribe Blade

Includes
SCRIBE
BLADE

PS-1800

- 2.2kW / 3hp 240V motor
- Ø300mm saw blade has 45° tilting arbor
- Ø80mm scribe blade
- 1250mm ripping capacity
- Cast iron main table 830 x 560mm
- Table surface is precision ground
- Quick clamp on sliding table
- Durable plastic blade guard
- Main and scoring saw blade ensures tear-free cutting
- Table extensions on right and rear side of main table permits convenient cutting for large panels
- A mitre gauge is equipped on the slide, allowing mitre cutting at 45° right & left
- Durable extruded aluminium slide provides extremely smooth traverse, table is 1500 x 350mm wide
- Quality Taiwanese manufacturer

PS-1800
\$4,490 ex GST
\$4,939 inc GST (W718)



Tilting Arbor to 45°



Heavy Duty Rip Fence

MODEL		PS-1810	PS-1800
ORDER CODE		W700	W718
Max. Blade Size	mm	Ø315	Ø300
Scribe Blade Size	mm	Ø90	Ø80
Max. Depth of Cut	90°/45° mm	100 / 80	95 / 76
Table Stroke	mm	1800	1800
Cross Cut with Flip Over Stop	mm	1230	1460
Cross Cut with Extension & Stop	mm	1230 - 2280	1460 - 2560
Rip Capacity	mm	1240	1250
Motor Power	kW/hp	2.6 / 3.5	2.2 / 3
Voltage	V/Amp	240 / 15	240 / 15
Shipping Dim. (LxWxH)	cm	91 x 74 x 105*	179 x 108 x 113
Weight	kg	310	463
PRICE	ex GST	\$2,290	\$4,490
PRICE	inc GST	\$2,519	\$4,939

■ Panel Saw

■ HPS-1600E

- Powerful 4kW / 5hp main motor with 0.5kW scoring motor
- 1270mm ripping capacity with smooth rip fence & adjustment
- Main spindle ready for dado cutting
- Durable extruded aluminium slide provides extremely smooth traverse, table is 1600 x 360mm wide
- Precision square linear guides and anodised sliding table
- Chromed and hardened solid rip fence rail
- Solid outrigger table with swing arm
- Easy access electrical controls both on sliding table & main frame
- Heavy duty overhead guard easily adjusted via gas strut & linear guideway



HPS-1600E

\$7,150 ex GST
\$7,865 inc GST (W741)

MODEL	HPS-1600E	
ORDER CODE	W741	
Max. Blade Size	mm	Ø254
Scribe Blade Size	mm	Ø120
Max. Depth of Cut	90°/45° mm	70 / 51
Table Stroke	mm	1750
Cross Cut with Flip Over Stop	mm	1400
Cross Cut with Extension & Stop	mm	1400 - 2600
Rip Capacity	mm	1270
Scribe Spindle Speed	rpm	6500
Scribe Motor Power	kW/hp	0.5 / 3/4
Main Spindle Speed	rpm	4500
Main Motor Power	kW/hp	4.0 / 5.33
Voltage	V	415
Shipping Dim. (LxWxH)	cm	138x112x104
Weight	kg	772

■ Sliding Router Table

■ RT-100

- Suitable for brand name routers
- Table dimensions 785 x 560mm
- Sliding aluminium table
- Fully adjustable squaring guide & hold down clamps
- Lockable toggle switch
- 60mm dust chute
- Table tilts 45° for easy access to mount router
- Weight 59kg
- Dimensions (LxWxH) 90 x 70 x 115cm

RT-100

\$450 ex GST
\$495 inc GST (W4485)

SLIDING TABLE



■ Cutter Head

- 28 Blades (7 profiles) • Ø90mm cutter
- Suits Ø30mm spindles



CODE	ex GST	inc GST
W647	\$170	\$187

■ Spindle Moulder

■ SP-300

- Ø30mm spindle with 90mm spindle travel
- 200mm spindle length
- 900mm table height
- Aluminium fence and top clamp
- 4 spindle speeds with Fwd/Rev 1800, 3000, 6000, 9000rpm
- 2.2kW / 3hp 15Amp 240V motor
- Tilting arbor to 30° for various profiles
- Cast iron cutter guard with Ø100mm dust port
- Large ground, cast iron work table (710 x 640mm)
- Includes sliding table with mitre, 74mm drum sanding attachment, micro adjustment rise & fall spindle, spindle lock for easy cutter change and Ø95mm dust chute

SP-300

\$1,890 ex GST
\$2,079 inc GST (W640)



Tilting Arbor 30°



Drum Sanding Attachment



Sliding Table

MODEL	SP-300	
ORDER CODE	W640	
Table Size	mm	710 x 640
Spindle Speeds	No./rpm	4 (1800, 3000, 6000, 9000)
Motor Power	kW/hp	2.2 / 3
Voltage	V/Amp	240 / 15
Shipping Dim. (LxWxH)	cm	75 x 70 x 70
Weight	kg	222

Chisel Morticers

M-16

- 16mm chisel capacity
- Magnetic switch with emergency stop
- Quick action hand wheel material clamp
- Drill chuck capacity Ø1-13mm
- 120mm vertical stroke
- 165mm lateral (left to right) stroke
- Fence size 180 x 50mm
- Table size 180 x 120mm
- Heavy cast iron construction
- 0.37kW / 1/2hp 240V motor
- 1400rpm spindle speed
- Max morticer depth 76mm
- Max clamp width 125mm
- Includes 1 chisel (3/8" x 19mm shank)

M-16
\$290 ex GST
\$319 inc GST (W347)



M-25

- 25mm softwood capacity
- 19mm hardwood capacity
- Magnetic switch with overload
- Easy operation with counter weight
- 3-position job clamp & depth stop
- Long & cross hand wheel movement
- 255 x 180mm timber capacity
- Heavy cast iron construction
- 125mm stroke
- 0.75kW / 1hp 240V motor
- Overall height 1700mm
- Includes stand
- QUALITY TAIWANESE MACHINE

M-25
\$1,350 ex GST
\$1,485 inc GST (W345)



Includes
CABINET
STAND

Chisa 7.0

- 25mm softwood capacity
- 20mm hardwood capacity
- 220mm Vertical head stroke
- 170 x 140mm table movement
- Quick action material clamps
- Overall height 1520mm
- 0.75kW / 1hp 240V motor
- Safety magnetic switch
- Includes 2 x 5/8" chisels, length stop & storage cabinet

schepach
 German design & technology

Includes
CABINET
STAND



Chisa 7.0
\$690 ex GST
\$759 inc GST (W3465)

MODEL		M-16	Chisa 7.0	M-25
ORDER CODE		W347	W3465	W345
Timber Capacity	mm	125	145	160
Table Movement	mm	165 x 46	170 x 140	255 x 180
Vert. Head Stroke	mm	120	220	125
Motor Power	kW/hp	0.37 / 1/2	0.75 / 1	0.75 / 1
Voltage	V	240	240	240
Overall Height	mm	1400	1520	1700
Shipping Dim. (LxWxH)	cm	67 x 45 x 34	57 x 49 x 148	55 x 68 x 117
Weight	kg	46	107	160
PRICE	ex GST	\$290	\$690	\$1,350
PRICE	inc GST	\$319	\$759	\$1,485

Morticer Chisel & Bit Set

CMB-5

- 5-Piece morticing chisel & bit set (1/4", 5/16", 3/8", 1/2", 5/8")
- Suitable for chisel morticer machines or chisel morticer attachments which suit a 19mm shank size
- Made from high speed steel
- 19mm shank diameter
- Comes in a wooden box



CODE **ex GST** **inc GST**
W411 **\$50** **\$55**

Morticing Attachment

DMA-1/2"

- Kit includes 4 square chisels 1/4", 5/16", 3/8", 1/2"
- Includes a range of collars (37, 45, 48, 59, 65, 75mm) to suit most popular bench & pedestal drills



CODE **ex GST** **inc GST**
W410A **\$110** **\$121**

Dust Collectors - Economy Range

ha 1000

- 1kW / 1.3hp 240V motor
- 109CFM - HPLV system
- 50 Litre steel tank
- 5 micron fine filter
- Ø100mm hose x 2 metre long
- Handle for easy moving

ha 1000

\$160 ex GST

\$176 inc GST (W885)

schepach

German design & technology



HD12

- 560W / 0.75hp 240V motor
- 680CFM - LPHV system
- Ø100mm (4") single inlet
- Quick-action clamps
- Portable on wheels, with conveniently placed handle for easy manoeuvrability
- Includes , 3 x reducer attachments

HD12

\$180 ex GST

\$198 inc GST (W886)

schepach

German design & technology



DC-3

- 1.5kW / 2hp 240V motor
- 1200CFM - LPHV system
- Portable, on wheels
- Ø100mm (4") twin inlets
- Quick-action clamps
- 5 micron fine filter bag

DC-3

\$290 ex GST

\$319 inc GST (W394)



DC-7

- 2.25kW / 3hp 240V motor
- 2300CFM - LPHV system
- Ø100mm (4") triple inlets
- Portable on wheels
- Quick-action clamps
- Ideal for multiple extraction applications
- 5 micron fine filter bag

DC-7

\$480 ex GST

\$528 inc GST (W329)



Plastic Bags

- Replacement dust collection bags



SUITS MODELS	QTY	CODE	ex GST	inc GST
HD12	10	3CD0006	\$12.73	\$14.00
DC-3, DC-7, DC-80, DC-90	10	CJ035P	\$22.00	\$24.20
DC-40	5	CD004	\$10.91	\$12.00

Fine Filter Bags

- High quality fine filter bags
- Ideal for MDF to suit most models



SUITS MODELS	MICRON	CODE	ex GST	inc GST
HD12	5	3CD0003	\$51.00	\$56.10
DC-3 & DC-7	5	CJ035	\$32	\$35.10
DC-40	2	CD002	\$50.00	\$55
DC-60	2	CF027	\$60.00	\$66
DC-80/DC-90	2	CG008A	\$78.50	\$86.35

**5 Micron
FINE FILTER
BAG**

MODEL		ha 1000	HD12	DC-3	DC-7
ORDER CODE		W885	W886	W394	W329
Air Flow	CFM	109	680	1200	2300
Inlets	No./mm	1 / Ø100	1 / Ø100	2 / Ø100	3 / Ø100
Motor Power	kW/hp	1.0 / 1.3	0.56 / 0.75	1.5 / 2	2.25 / 3
Voltage	V	240	240	240	240
Shipping Dim. (LxWxH)	cm	70 x 42 x 42	89 x 55 x 45	91 x 58 x 57	116 x 56 x 57
Weight	kg	20	24	51	64
PRICE	ex GST	\$160	\$180	\$290	\$480
PRICE	inc GST	\$176	\$198	\$319	\$528

Dust Collectors - Industrial Range

DCM-200

- 1.5kW / 2hp 240V motor
- 1200CFM - LPHV system
- Ø100mm (4") triple inlets
- Portable on wheels
- Quick-action clamp to remove filter bag
- Ideal for multiple applications eg: metal finishing
- MADE IN TAIWAN

DCM-200
\$690 ex GST
\$759 inc GST (W322)

Optional Hose:

4 Metres Flame Retardant Hose (Suitable for Metals)



CODE	ex GST	inc GST
W322A	\$150	\$165



Used For
METAL or WOOD



Dust Collection Tray

CD-2A

- 1.5kW / 2hp 240V motor
- 1200CFM - LPHV system
- 2 stage cyclone portable dust collector
- Quick-action clamps
- 1 micron pleated canister filter
- Ø100mm (4") twin inlets
- 113L steel drum on wheels with quick release lever for easy drum removal
- Manual canister filter cleaning
- Ultra-High efficiency cyclonic separation, 99.8% separate dust and air before the filter - eliminates canister filter clogging

CD-2A
\$1,190 ex GST
\$1,309 inc GST (W318)



DC-80

- 2.2kW / 3hp 415V motor
- 2800CFM - LPHV system
- Ø100mm (4") triple inlets
- Portable on wheels
- Quick-action clamps
- 1200mm high bags
- 2 micron filter bag
- MADE IN TAIWAN

DC-80
\$850 ex GST
\$935 inc GST (W397)



DC-90

- 3.75kW / 5hp 415V motor
- 3200CFM - LPHV system
- Ø100mm (4") triple inlets
- Portable on wheels
- Quick-action clamps
- 1200mm high bags
- 2 micron filter bag
- MADE IN TAIWAN

DC-90
\$1,050 ex GST
\$1,155 inc GST (W331)



Optional Accessories:



MODEL		DCM-200	CD-2A	DC-80	DC-90
ORDER CODE		W322	W318	W397	W331
Air Flow	CFM	1200	1200	2800	3200
Inlets	No./mm	2 / Ø100	2 / Ø100	3 / Ø100	3 / Ø100
Motor Power	kW/hp	1.5 / 2	1.5 / 2	2.2 / 3	3.75 / 5
Voltage	V/Amp	240 / 15	240	415	415
Shipping Dim. (LxWxH)	cm	53 x 61 x 107	112 x 57 x 134	117 x 59 x 59	117 x 59 x 59
Weight	kg	82	77	96	109
PRICE	ex GST	\$690	\$1,190	\$850	\$1,050
PRICE	inc GST	\$759	\$1,309	\$935	\$1,155

Individual Adaptors

• Constructed out of rugged PVC

DESCRIPTION	CODE	PRICE ex GST	PRICE inc GST
 Ø63-50-38-32-25mm Reducer	W334A	\$8	\$8.80
 Ø100mm Joiner	W334B	\$8	\$8.80
 Ø100-63mm Reducer	W334	\$6	\$6.60
 Ø125-100mm Reducer	W333	\$9	\$9.90
 Ø100mm Shut Off Valve	W335	\$6.50	\$7.15
 Ø100mm Elbow	W336	\$8	\$8.80
 Ø100mm 'Y' Fitting	W337	\$8	\$8.80
 Ø100mm Universal Hood	W338	\$8	\$8.80
 Ø100mm Floor Sweeper	W339	\$9	\$9.90
 Ø100mm (410x320) Big Gulp Dust Chute	W338B	\$18	\$19.80
 Ø63mm Wire Hose Clamp	W3405	\$2.50	\$2.75
 Ø100mm Wire Hose Clamp	W340	\$2.50	\$2.75
 Ø125mm Steel Hose Clamp	W341	\$2.50	\$2.75

DCK-2 - Dust Accessory Kit

- 2 x 3m Lengths of Ø100mm dust hose
- 10 x Hose clamps to suit Ø100mm hose
- 1 x 558mm wide floor sweeper
- 1 x Table saw hood
- 1 x Universal dust hood
- 1 x 150mm Dust hood
- 1 x "Y" fitting
- 2 x Shut-off valves

CODE	ex GST	inc GST
W344	\$85	\$93.50



Dust Hose - per Metre

- Flexible reinforcing & durable polymer material

Price per Metre

DIA. HOSE	MODEL	CODE	ex GST	inc GST
Ø63mm	DCH-63	W3985	\$12	\$13.20
Ø100mm	DCH-100	W398	\$13	\$14.30
Ø125mm	DCH-125	W398A	\$25	\$27.50



AP-12 - Air Filtration Unit

- 1044CFM Capacity • Remote control ON/OFF
- Can remove most airborne contaminants and maintain fresh air circulation
- 3 speed settings • 3 timer settings (1Hr, 2Hr, 4Hr)
- Easy filter element maintenance • Designed for ceiling mount



MODEL	AP-12
ORDER CODE	W326
Filter Bag	microns 5
Air Capacity	CFM 1044
Noise Level	dB 68
Motor Power	kW/hp 0.15 / 1/5
Voltage	V 240
Dimensions (LxWxH)	cm 83 x 68 x 38
Weight	kg 25
PRICE	ex GST \$360
PRICE	inc GST \$396

Wood Working Vices



			
TYPE	CODE	ex GST	inc GST
180mm Woodcraft	V180	\$80	\$88
230mm Quick Release	V185	\$240	\$264

WV200 - Wood Working Vice




HAFCO WOODMASTER			
	CODE	ex GST	inc GST
200mm Quick Release	V184	\$95	\$104.50

FC-10 - Filter Cartridge

- Increases filtering area by 700%
- 1 micron filtration
- Rotary hand wheel for manual cleaning
- Complete with 10 plastic bottom bags
- Ø500mm x 600mm high
- Weight 13kg

CODE	ex GST	inc GST
W328	\$200	\$220

Suits most
Ø500mm
Dust
Collectors
Models: DC-3,
DC-7, DC-80,
DC-90



Dust collector not included with FC-10

WDP-610 - Wood Dowel Kit

- 1 x Multi-purpose drill guider with handle
- 1 x HSS step drill Ø9.5mm (3/8")
- 1 x Long reach CrV screw driver
- 3 x Wood brad point drills (6, 8, 10mm)
- Wood dowel pins: 10 x 6x30mm, 10 x 8x40mm & 10 x 10x40mm
- 10 x Wood plugs • 20 x Wood screws

CODE	ex GST	inc GST
W648	\$45	\$49.50



Spiral Cutter Heads

- Retro fits selected HAFCO planners & thicknessers
- Heads are pre-loaded with inserts
- Includes 5 spare inserts and torque key


NEW RELEASE

Spiral Carbide Cutter Heads to Retro Fit to Thicknessers

SUITS MODEL	Spirals/Tips	CODE	ex GST	inc GST
T-380A	6 / 96	W752	\$900.00	\$990
T-20	6 / 132	W754	\$1,045.45	\$1,150

Spiral Carbide Cutter Heads to Retro Fit to Planners

SUITS MODEL	Spirals/Tips	CODE	ex GST	inc GST
PT-161	5 / 30	W760	\$360	\$396
P-200H	5 / 45	W762	\$450	\$495

MBW-2 - Mobile Base - 227kg

- 2 swivel wheels with lever action for raising
- Steel frames have adjustable holes in 25mm increments
- Min. ☐ size 279 x 279mm
- Max. ☐ size 894 x 894mm
- Min. ☐ size 434 x 279mm
- Max. ☐ size 1295 x 483mm



CODE	ex GST	inc GST
W930	\$79	\$86.90

MBW-4 - Mobile Base - 454kg

- 2 swivel wheels with lever action for raising
- Square steel tube frame with positioning holes
- Min. ☐ size 580 x 580mm
- Max. ☐ size 750 x 750mm
- Min. ☐ size 580 x 610mm
- Max. ☐ size 750 x 850mm



CODE	ex GST	inc GST
W931	\$150	\$165

NEW RELEASE

CW-63 - Caster Wheel Set

- 63kg load capacity each wheel
- 4 x swivel caster wheel set
- Foot operated lock & lift release
- Steel fabricated frame
- Solid plastic wheels
- Vertical mounting body design


NEW RELEASE

CODE	ex GST	inc GST
W935	\$79	\$86.90

MSS-305 - Mitre Saw Stand

- Folds up & out • No spanners required • Wheels for mobility
- Adjustable in/out rollers • Overall length 2 metres • Weight: 22kg



CODE	ex GST	inc GST
W826	\$140	\$154

MD912 - Digital Moisture Meter

- Application: suitable to measure the moisture content in wood
- Measurement range: moisture content 2-70% • LCD screen
- Temperature 0-40°C • Power/Hold button • Spare probes
- Hold feature freezes reading • Wood species selection button
- Resolution: 0.5%
- 1 x 9V battery



CODE	ex GST	inc GST
W645	\$63	\$69.30

WHG-3U - Saw Blade & Router Setting Gauge

- Digital reading in mm, inches and fractions
- Horiz / Vert. measuring • 0.1mm accuracy
- Hole depth measuring 50.8mm
- 0-80mm measuring range
- 60mm wide aperture
- Magnets in base



CODE	ex GST	inc GST
W644	\$24	\$26.40

WHG-6 - Digital Height Gauge

- Digital reading in mm, inches and fractions
- Horiz / Vert. measuring • 0.2mm accuracy
- 0-150mm measuring range
- Hardened steel measuring/scraper jaw
- Auto on when you slide head
- Magnets in base

TM


CODE	ex GST	inc GST
W643	\$27	\$29.70

A

Absorbent - Spillfix/Zeolite	67
Adaptors - Straight Sleeve	69
Air - Accessories & Kits	164-165
Air - Compressors	161-163
Air - Compressor Pumps	162
Air - Dryer Refrigerated	162
Air - Filtration Extractors	196, 224
Air - Hose / Reels	163-164
Air - Power Draw Bar	73
Air - Receivers	163
Air - Tools	164-165
Angle Plates / Swivel	72
Anvil	78
Arbors - Boring & Facing	66
Arbors - Drill	54
Arbors - Face Mill	65
Arbors - Horizontal Milling	71
Arbor Press	169
Arbors - Stub Mill	71
Assortment Packs - Nuts & Bolts	83
Automotive Equipment	161-193

B

Backing Panels	185
Ball Nose Cutters	64
Band Saws - Auto. 105, 108, 110-111	
Band Saws - Dual Column	110-111
Band Saws - Horizontal	95-111
Band Saws - Vertical	103
Band Saws - Wood	201-2, 204-7
Bar Benders	120
Bearing Race & Seal Driver Set	167
Belt & Disc Sanders	199-200, 208-9
Bench	183-184
Benders - Pipe / Tube	149-151
Beveller - Portable Hand	120
Bobbin Sander	199, 209
Bolt Threading Machine	150
Books - Engineers Reference	59
Books - Fitting & Machining	59
Boring & Facing Heads	66
Boring Head Bar Sets	66
Boring Heads & Arbors	66
Boring Rings	56
Broach - Adaptors/Cutters	20-21
Broach - Keyway Sets	66
BT - Trolley/Stands	69
BT - Drill Chucks & Arbors	68
BT - ER Collet Chucks	68
BT - Face Mill Arbors	68
BT - Floating Tap Holder	68
BT - Morse Taper Adaptors	68
BT - Multi-lock Chucks	68
BT - Pull Studs	68
BT - Side-Lock Holders	68
Buffing Mops / Soaps	157
Burr Set - Carbide	53
Bush Driver Set	167
Button Dies & Holders - HSS	55

C

C - Spanners	54
Calipers - Dial	84, 92
Calipers - Digital	84, 91-92
Calipers - Spring	90
Calipers - Vernier	84, 91-92

Camlock Back Plates	57
Carving - Mallet, Tool Set	197
Caster Wheels	176, 187, 225
Centre and Edge Finder	92
Centre Drills	53
Centre Drill Holder	68
Centre Punch	82
Centering Dial Indicator	85
Centres - Drive & Live (Wood)	215
Centres - Live	59
Centres - Pipe	59
Chain Blocks & Trolleys	176
Chain Hoists - Electric	176
Chamfer Cutters	65
Chassis Punch Hyd. Set	120
Chisel Morticers	221
Chucks - Collet Chuck Set	70
Chucks - Drill	54
Chucks - Lathe	57
Chucks - Scroll (Wood Lathe)	215
Clamp - Flanged Nuts	72
Clamp Kits	72
Clamp - Drill Press Locking	72
Clamp - Tee Nuts	72
Clamps - T-Slot - Mini	72
Clamps - Toggle	82
Clamps - G, C & T-Bar	197
Clamps - U & T Slot Clamp	72
Clean Up Agents	67
CNC - Double Column	12
CNC - Horizontal Borer	9, 12
CNC - Horiz. Turning Centres	4-7
CNC - Lathe / Mill	13
CNC - Machining Centres	8-12
CNC - Multi-Axis	9
CNC - Plasma Cutter	13
CNC - Vertical Turning Centres	6
Cold Chisel Set	82
Cold Saws & Blades	112-114
Collet Block Sets 5C	71
Collet Chuck - Lathe 5C	59
Collet Chucks	68, 70
Collet & Chuck Sets	70
Collets - ER Collets	70-71
Collets - ER Spanner / Nuts	71
Collets - ER Tap Holder	69
Collets - R8 / 3MT / SC32 / 5C	71
Combination Sets	89
Compound Tables	78
Compound Mitre Saw/Stand	225
Compressors	161-163
Conveyor - Roller	109
Coolant - Pumps & Accessories	67
Corner Rounding Set	64
Counterbore Sets	64
Countersink Sets	53
Cranes - Floor & Truck	175, 177
Cutting Fluid - Synthetic	67
Cut-Off Saw - Abrasive	112

D

Dead Centres	59
Deburring Tools	53, 80-81
Depth Gauge (Woodworking)	91, 225
Depth Micrometer	88
Dial Indicators/Gauges	84-89, 91-92
Dial Test Indicator Holder	90

Dial Calipers	84, 92
Digital Angle Gauge/Rule	91
Digital Bevel Box	91
Digital Height Gauge	85, 91, 225
Digital Moisture Meter	225
Digital Protractor	90
Digital Readouts - Easson	94
Digital Calipers	84, 89, 91-92
Disc Sanders	202, 208-209
Dividing Heads	75
Draw Bar - Air Power	73
Drill Gauge	91
Drill Stand	196
Drill - Roller Work Support	15
Drills - Bench	14
Drills - Geared Head	16-18
Drills - Pedestal	14-18
Drills - Portable / Magnetic Base	20
Drills - Radial Arm	19
Drilling - Bits	52
Drilling - Broach Cutters	20-21
Drilling - Chuck Arbors	54
Drilling - Chucks	54
Drilling - Drifts/Extensions	54
Drilling - Drill & Tap Sets	55
Drilling - Jobber Packs / Sets	52
Drilling - Reduced Shank	52
Drilling - Sets	52
Drilling - Sharpeners	56
Drilling - Sleeves/Extensions	54
Drilling - Slot Drill/Sets	64-65
Drilling - Step Drill Sets	53
Drilling - Tapered Shank	52
Drum Sanders	210
Dust Collectors - Accessories	224
Dust Collectors - Wood	200, 222-223
Dust Collector - Metal	156
DVD's - Woodturning	197

E

Electrabrake	134
Electric Motors	173
End Mill & Slot Drill / Sets	64-65
Engine Cranes	175
Engine Stands	174
Engine Tilter	175
Engine & Transmission Table	183
Engineers Squares	90
English Wheel	148

F

Face Mill Cutters / Arbors	65
Face Shield & Safety Specs	78
Fans - Pedestal / Wall Mount	171
Fans - Portable Axil Flow	171
Files - Second Cut	80
Filter Cartridge	224
Floating Tap Holders	69
Floor Cranes	175
Floor - Mats, Tile System	179
Folder / Panbrakes	132-137
Fume Extractor	193

G

Garage - Flooring System	179
Garage Jacks - Hydraulic	174
Gauge Block Set	89

Gauges - Dial	84-85, 89, 91
Gauges - Dial Bore	85
Gauges - Dial Test Indicator	85, 92
Gauges - Feeler	90
Gauges - Height	85, 91
Gauges - Radius/Screw	90
Gauges - Telescopic	90
Gauges - Tyre	164
Girder Trolleys	176
Grease Guns	178
Grinders - Belt Linisher	155
Grinders - Bench/Pedestal	154-155
Grinders - Stand & Access	154, 157
Grinders - Surface	158-159
Grinders - Tool/Cutter, D-bit	160
Guillotines - Electro-Mechanical	123
Guillotines - Hydraulic	124-131
Guillotines - Hyd. Variable Rake	128
Guillotines - Manual	123, 142

H

Hand Cleaner	80
Hand Lever Punches	120
Hand Lever Shears	121
Hardness Tester	90
Hardware Assortment Packs	83
Height Gauges	85, 91, 225
Hex Key Sets	82
High Speed Steel Bits	60
HSS Turning Holders	60
Hoists - Electric / Wire Rope	176
Hydraulic Gear Puller	178
Hydraulic - Presses	166-169
Hole Saw Sets	53
Horizontal Attachment	73
Horizontal Benders - Bulldozer	115
Hose Reels - Retractable	163

I

Indexing Heads - Super / Tilting	74
Inserts - Tungsten Carbide	63
Inspection Mirrors, Tools, Camera	81

J

Jacks - Floor/Pallet	174, 177
Jacks - Transmission	174
Jobber Drills	52
Jointers	211

K

Keyway Broach Sets	66
Knife - Folding Utility	81
Knurling Tool Holders/Sets	60

L

Lamps - Halogen / Magnifying	69
Lathe - Bench	34-38
Lathe - Carrier	59
Lathe - Centre	39-50
Lathe - Chucks	57
Lathe - Heavy Duty	50
Lathe - Lathe Mill Drill	34-35
Lathe - Leadscrew Cover Kits	51
Lathe - Mill Attachment	34
Lathe - Tool Kits	60, 62
Lathe - Tool Holders/Boring	60, 62
Lathe - Tool Holders/Knurling	60
Lathe - Tool Holders/Inserts	63

Lathe - Tool Holders/Parting...	60-62
Lathe - Tool Holders/Thread...	61-62
Lathe - Tool Holders/Turning..	60-62
Lathes - Wood...	194-195, 203, 214-5
Levels	89
Lever Blocks	176
Lifter Trolleys	177
Lifting & Handling	174-177
Lights - Halogen & Fluorescent....	69
Linisher Accessories.....	155, 157
Linisher - Radius Master	155
Linishers - Metal	155-156
Linishers - Wood..	199, 200, 208-209
Live Centres	59
Load - Skates	176
Lockseamers.....	153

M

Machine Level	89
Machine Mounts	78
Machine Screw Jacks	72
Macnaught Products	163, 178
Magnetic Bases & Kits	90-91
Magnetic Chucks	78
Magnetic - Pick-Up-Tools	80-81
Magnetic - Spray Can Holder	178
Markers - Chalk & Pens.....	80
Mats - Rubber	179
Measumax Products	84-90
Measuring Instruments.....	84-94
Mechanics - Creeper / Seats.....	178
Micrometers	86-88, 91-92
Milling - Cutters.....	63-66
Milling - Mill Drills.....	22-25
Milling - Riser Blocks.....	73
Milling - Tooling Packages	63
Milling - Turret Mill	26-32
Milling - Universal Bed Mill.....	33
Mitre Saw / Stand	225
Mitutoyo Products	92
Mobile Bases	225
Mobile Girder Rail	175
Moisture Meter	225
Morse Taper Adaptors.....	65, 68-69
Morse Taper - Drill Set	52
Morse Taper - Sleeves.....	54
Morticers - Chisel / Attach.....	221
Motorcycle Lifter	175
Motors - Electric	173

N

Nailer Compressor.....	161
Notchers - Pipe & Tube	121, 155
Notchers - Sheet Metal	122

O

Oil - Air Tools.....	165
Oil - Hydraulic/Gearbox/Thread...	80
Oil - Compressor	80
Oil - Cutting Fluid.....	67, 80
Oil - Skimmer	67
Optical Projector	93
Oxy - Kit.....	191

P

Pallet - Jack / Truck / Lifter	177
Panbrakes - Electrabrake.....	134

Panbrakes - Manual.....	132-135
Panbrakes - Hydraulic	136-137
Parting Tool Kits.....	62
Panel Beating Kits.....	178
Panel Saws.....	203, 219-220
Parallel Sets.....	72
Parts Bins.....	189
Parts Washers & Accessories.....	170
Pin Punch Set.....	82
Pipe Benders.....	149
Pipe Centres.....	59
Pipe Notchers.....	121
Pipe Threaders.....	150
Planers.....	211
Planer Thicknesser	200, 211
Planishing Hammer.....	149
Plasma Cutters & Filter.....	192
Plunge Saw - Wood Circular.....	198
Pneumatic Tools.....	164-165
Power Feed Units.....	73
Power Flanger	153
Pressbrakes.....	138-141
Presses - Arbor	169
Presses - Hydraulic.....	166-169
Protractors.....	89-90
Puller Gear - Hydraulic Kit.....	178
Punch & Chisel Set	82
Punch - Chassis Hydraulic Set.....	120
Punch - Portable Hydraulic.....	120
Punch & Shears - Hydraulic..	116-119
Punch - Tooling	116
Punches - Hand Lever	120
Punches - Number & Letter Sets..	82
Punching Machines	116

Q

Quick Change Toolpost.....	58
----------------------------	----

R

Radius Gauge.....	90
Ram Kit - Panel Beating.....	178
Reamers - Adjustable Set	53
Record Power Products.....	194-197
Reduced Shank Drills	52
Refractometer - Brix.....	67
Re-Threading Tap/Die Kit.....	54
Riser Blocks - Milling Machines ..	73
Roller - Conveyor / Stands.....	109
Rolls - Curving Manual	142
Rolls - Curving Motorised	143-145
Rolls - Section & Pipe.....	146-148
Rotary Tables & Accessories... 73-75	
Router - Bench Top/Tables. 199, 220	
Rules	90
Rust & Corrosion Protection	80

S

Safety Guards	51
Safety Specs	78
Sandblasters & Acces	172-173
Saws - Metal Cutting	95-114
Saws - Panel Saws	203, 219-220
Saws - Table Saws	201, 216-218
Saws - Scroll	196, 199-210
Saws - Wood Bandsaw 201-2, 204-7	
Scales - Digital Readouts.....	93-94
Scheppach Products.....	198-201

Screw Cutting Gauge	90
Screw Extractor Set.....	54
Screw Jack Sets	72
Scribers	90
Scroll Chucks	215
Scroll Saws.....	196, 199, 210
Seats	178
Section & Pipe Rolls	146-148
Service Carts.....	183
Setting Gauge - Wood.....	225
Shears - Hand Lever.....	121
Sheet Metal Machinery	116-153
Shelving - Steel Racking	180
Shrinker Stretcher	149
Skates - Load.....	176
Slings - Lifting	176
Slot & End Mills / Sets.....	64-65
Slotting Attachment.....	21
Slotting Machines	21
Soft Jaws - Kitagawa.....	68
Spindle Moulders/Cutters.....	220
Spiral Cutter Heads	225
Spray Accessories.....	164
Spray Guns & Kits.....	164
Squares - Engineers.....	90
Stacker - Manual Fork Lift.....	177
Stands - Roller	109
Stands - Vehicle Axle/Engine.....	174
Storage Cabinet / System.....	184-189
Surface Grinders.....	158-159
Surface Marking Out Gauge.....	91
Surface Plates.....	92
Swage & Jenny	152

T

Table Saws	216-218
Tap & Die Sets.....	55
Tap Sets.....	55
Tap Wrench	55-56
Taper Turning Attachment.....	59
Tapping Chucks	56
Tapping Compound.....	80
Telescopic Gauge Set	90
Thicknessers	200-202, 211-213
Thread Gauge	90
Thread Repair Sets.....	54
Threading Machines	150
Threading Tool Kits.....	62
Tile - Flooring Sytem	179
Toggle Clamps	82
Tool Box Industrial	181
Tool Chests & Roller Cabinets	182
Tooling Cabinets	183, 186-187
Toolposts - Quick Change	58
Tool Sets - Carbide	62
Torches / Flashlights.....	81
Touch Point Sensor	92
Trolleys - Platform	177
Truck - Crane	175
Truck - Tool Boxes	181
T-Dollies.....	148
T-Slot Cutters.....	64
Tube Benders.....	150-151
Tube Rolling Machine	146-148
Turning Tool Kits	60, 62
Turning Tools - Wood Lathe. 195,215	
Tyre Gauges	164

U

Universal 3D Taster.....	92
--------------------------	----

V

Vacuum Cleaner - Wet & Dry	171
Vee Blocks.....	73
Vehicle - Positioning Jacks	174
Vernier Calipers.....	84, 91-92
Vernier Depth Gauge	84
Vernier Height Gauge	91
Vertical Mill Slides.....	59
Vices - 3 Way Angle.....	76
Vices - Angle Clamp	78
Vices - Bench	79
Vices - Compound	78
Vices - Drill Press.....	78
Vices - Machine Free	76
Vices - Milling.....	76
Vices - Modular	76
Vices - Multi Purpose	79
Vices - Offset / Fabricated	79
Vices - Pressbrake - Bender.....	79
Vices - Sawfaw.....	77
Vices - Soft Jaws	79
Vices - Tilting	76, 78
Vices - Toolmakers	76
Vices - Wood Working.....	224
Video - Inspection Camera	81

W

Water Hose Reels	163
Welding - Fume Extractor	193
Welding - Gas Set / Bottles	193
Welders - Helmets	193
Welders - Spot	192
Welders - MIG & TIG	190-191
Welders - Oxy	191
Welding Accessories	193
Wet Stone Grinders & Acces 196,198	
Wheels - Caster	176, 187
Winches - Electric	176
Wood Dowel Kit	224
Wood Lathes. 194-195, 203, 214-215	
Work Benches.....	183-184, 197

Z


Z-Axis Preset Gauges.....	92
---------------------------	----

**Can't find what
your looking for?**

Visit www.machineryhouse.com.au
for the most up-to-date information,
products and prices



over
4,200
products



SYDNEY HEAD OFFICE



"The Junction" 1/2 Windsor Rd,
Northmead NSW 2152

PO BOX 3844, Parramatta NSW 2124

Ph: (02) 9890 9111

Fax: (02) 9890 4888

Trading Hours:

Mon-Fri 8.30-5.00pm

Saturday 8.30-12.30pm

BRISBANE OFFICE



626 Boundary Rd,
Coopers Plains QLD 4108

PO BOX 626, Archerfield QLD 4108

Ph: (07) 3274 4222

Fax: (07) 3275 2455

Trading Hours:

Mon-Fri 8.30-5.00pm

Saturday 8.00-12.00pm

*nation wide
delivery*



MELBOURNE OFFICE



1 Fowler Rd,
Dandenong VIC 3175

PO BOX 4499, Dandenong Sth VIC 3164

Ph: (03) 9212 4422

Fax: (03) 9212 4433

Trading Hours:

Mon-Fri 8.30-5.00pm

Saturday 8.30-12.30pm

PERTH OFFICE



41-43 Abernethy Rd,
Belmont WA 6104

PO BOX 749, Belmont WA 6984

Ph: (08) 9373 9999

Fax: (08) 9373 9977

Trading Hours:

Mon-Fri 8.30-5.00pm

Saturday 8.30-12.30pm

**83 YEARS
OF
TRADING
SINCE 1930**

*shop & order
online*



*up-to-date
pricing
& info*



www.machineryhouse.com.au

ABN: 96 000 286 957